

DEATH VALLEY

2017 FOOTBALL



MEDIA GUIDE

COMES ALIVE



ONE TEAM HEARTBEAT



COACH 



2017 LSU Football Schedule

DATE	OPPONENT	TIME (CT)	SERIES RECORD
Sept. 2	vs. BYU (ESPN)	8:30 p.m.	First Meeting
Sept. 9	Chattanooga	TBA	First Meeting
Sept. 16	at Mississippi State * (ESPN/2)	6 p.m.	LSU leads 73-34-3
Sept. 23	Syracuse	TBA	LSU leads 2-1
Sept. 30	Troy (HC)	TBA	LSU leads 2-0
Oct. 7	at Florida *	TBA	Florida leads 32-28-3
Oct. 14	Auburn (GG)	TBA	LSU leads 28-22-1
Oct. 21	at Ole Miss *	TBA	LSU leads 59-41-4
Nov. 4	at Alabama *	TBA	Alabama leads 51-25-5
Nov. 11	at Arkansas * (LSU Salutes)	TBA	LSU leads 38-22-2
Nov. 18	at Tennessee *	TBA	LSU leads 20-9-3
Nov. 25	Texas A&M * (Senior Tribute)	TBA	LSU leads 32-20-3
Dec. 2	SEC Championship (CBS)	3 p.m.	LSU 4-1 record in Title Game

* - Denotes SEC Games | All dates & times are Central and Subject to Change

2016 LSU Football Results

OVERALL RECORD: 8-4 • SEC RECORD: 5-3

AP RANKING: 13 • USA TODAY COACHES POLL RANKING: 14

DATE	OPPONENT	W-L/SCORE	ATTENDANCE
Sept. 3	vs Wisconsin (Lambeau Field) [ABC]	L, 16-14	77,823
Sept. 10	Jacksonville State [ESPNU]	W, 34-13	98,389
Sept. 17	Mississippi State * [ESPN2] [GG]	W, 23-20	99,910
Sept. 24	at Auburn * [ESPN]	L, 18-13	87,451
Oct. 1	Missouri * [SECN] [HC]	W, 42-7	102,071
Oct. 15	Southern Miss [SECN]	W, 45-10	102,164
Oct. 22	#23 Ole Miss * [ESPN]	W, 38-21	101,720
Nov. 5	#1 Alabama * [CBS]	L, 10-0	102,321
Nov. 12	at #25 Arkansas * [ESPN]	W, 38-10	75,156
Nov. 19	#21 Florida * [SECN] #	L, 16-10	102,043
Nov. 24	at #22 Texas A&M * [ESPN]	W, 54-39	102,961

BUFFALO WILD WINGS CITRUS BOWL • ORLANDO, FLA.

Dec. 31	vs. #13 Louisville [ABC]	W, 29-9	46,063
---------	--------------------------	---------	--------

* - Denotes SEC Game | GG - Gold Game | HC - Homecoming

- Game moved to Baton Rouge due to hurricane; Game originally scheduled for Oct. 8

3	Quick Facts
4	Roster/Pronunciation Guide
6	Series Record vs. 2017 Opponent

Tigers

9	Player Profiles
---	-----------------

Coaches

37	Head Coach Ed Orgeron
41	Dave Aranda
42	Matt Canada
43	Steve Ensminger
44	Jeff Grimes
45	Pete Jenkins
46	Dennis Johnson
47	Mickey Joseph
48	Corey Raymond
49	Tommie Robinson
50	Austin Thomas
51	Support Staff

Review

55	2016 Season Review
57	2016 Final Stats
65	Wisconsin Game Recap
66	Jacksonville State Game Recap
67	Mississippi State Game Recap
68	Auburn Game Recap
69	Missouri Game Recap
70	Southern Miss Game Recap
71	Ole Miss Game Recap
72	Alabama Game Recap
73	Arkansas Game Recap
74	Florida Game Recap
75	Texas A&M Game Recap
76	Citrus Bowl Game vs. Louisville Recap

History

77	Record Book
106	LSU vs. All Opponents
107	Year-by-Year Results
123	Noteworthy Games
126	Media Guide Cover Archive
127	Homecoming Games

128	SEC Openers/Milestone Games
129	LSU on Television
130	National Award Winners
138	SEC Award Winners
140	All-Americans
149	Academic Success
150	All-SEC
154	Tigers in the NFL
160	1958 National Champions
161	2003 National Champions
162	2007 National Champions
163	SEC Championships
167	Bowl Games
170	Bowl Records
172	Great Moments
174	LSU Football Traditions
180	All-Time Head Coaching Records
181	All-Time Assistant Coaches
182	Lettermen
190	Tiger Stadium

LSU

200	Board of Supervisors
201	President Dr. F. King Alexander
202	Vice Chancellor/Director of Athletics Joe Alleva
204	Athletic Administration
206	Academic Staff
208	Championship Legacy
210	Mike The Tiger
212	LSU Greats
214	Hall of Fame
216	Tiger Athletic Foundation
217	Sports Properties
218	LSU Communications/Media Guidelines
220	LSU Sports Radio Network
221	LSU Sports Television Network
222	SEC Network
223	LSUsports.net
224	LSU Social Media

University

Location:	Baton Rouge, La.
Founded:	1860
Enrollment:	31,527
Nickname:	Tigers or Fighting Tigers
Colors:	Purple & Gold
Print specs:	Purple-PMS 268, Gold-PMS 123
Mascot:	Mike
Stadium:	Tiger Stadium
Capacity:	102,321
Year opened:	1924
Surface:	Natural grass
Conference:	Southeastern (Western Division)
Band:	Golden Band from Tigerland

Phone Directory

Athletics Department (Area Code 225):	578-8001 • 578-2430 (FAX)
Sports Information Office:	578-8226 • 578-1861 (FAX)
LSU Football Office:	578-1151 • 578-3594 (FAX)

LSUsports.net/media

CREDENTIALS

Credentials for LSU home games are issued to working media only. Because of severe space limitations and demand, the deadline for all season credential requests is Aug. 12. Individual game credentials must be requested two (2) weeks prior to the date of the game.

GAME NOTES

Media and fans can access the current media guide, updated statistics and game notes all in one location at **www.LSUsports.net/media**. Each category is updated daily throughout the season.

IMAGES/LOGOS

Members of the media can obtain photos on all LSU coaches and athletes as well as official LSU logos on the Internet at **http://media.lsusports.net**. The site features head shots and action shots of all LSU's football players. The site will be updated weekly throughout football season. To gain access to the database, please contact Michael Bonnette in the LSU Sports Information Department for a login and password.

Media Guides

HOW TO PURCHASE AN LSU MEDIA GUIDE:

- Preorder with your season ticket order form
- Online at **www.LSUsports.net/mediaguides**
- Purchase from the LSU SportShop

Credits

EDITORS:	Michael Bonnette & Brandon Berrio
DESIGN:	Jason Feirman, PJ Odom
ASST. EDITORS:	Bill Franques, Todd Politz, Alissa Cavaretta, Will Stafford, Erika Goulas, Grant Kauvar, Fraser McAlpine

PHOTOGRAPHY

Steve Franz, Chris Parent, Brad Messina, Alex Restrepo, Chris Graythen, The Advocate, Jennifer Abelson, Dan Hardesty, Jim Hudelson, LSU Gumbo, Neil Johnson, Rob Musemeche, NFL, NBA, WNBA, Nelson Chenault, Ron Berard, C.C. Lockwood, Erby Aucoin Jr., Getty Images, & special thanks to Jim Zeitz & Eddy Perez from LSU University Relations

PRINTING

Interstate Printing & Graphics, Mobile, Ala.

© COPYRIGHT LOUISIANA STATE UNIVERSITY®

The 2017 LSU Football Media Guide was written by the LSU Sports Information Office and designed by the LSU Publications Office. All text and photo content is property of Louisiana State University and LSU Athletics and can not be reproduced without permission from the LSU Sports Information Office. The Coaches' Trophy and the image of the Crystal Football are trademarks of the American Football Coaches Association (AFCA). The AFCA is the copyright owner of the Coaches' Trophy. © 1986 AFCA®. For licensing information, please go to www.championlicensing.com.

In recent years, some information that was once printed exclusively in LSU Athletics media guides has been moved to the department's official website, LSUsports.net. Visit the football homepage to find such information. Additionally, aliases (such as LSUsports.net/football) have been placed throughout the 2017 LSU football media guide to redirect website users to the expanded content that's available and constantly updated on LSUsports.net.



The official LSUsports Mobile apps are available in the Apple iTunes Store and on Google Play. Follow the Tigers on your smart phone, or upgrade to the LSUsports Mobile + app to listen live and watch video highlights.



LSU Football Coaching Staff

NAME	POSITION	ALMA MATER	YEAR AT LSU
Ed Orgeron	Head Coach	Northwestern State, '84	3rd
Matt Canada	Offensive Coordinator	Indiana, '93	1st
Dave Aranda	Assoc. Head Coach/Defensive Coord.	California Lutheran, '99	2nd
Corey Raymond	Defensive Backs	LSU, '92	6th
Steve Enslinger	Tight Ends	LSU, '82	8th
Pete Jenkins	Defensive Line	Western Carolina, '64	2nd
Jeff Grimes	Offensive Line/Running Game Coord.	UTEP, '91	4th
Mickey Joseph	Wide Receivers	Nebraska, '93	1st
Tommie Robinson	Asst. Head Coach/Running Backs/Recruiting Coord.	Troy, '85	1st
Dennis Johnson	Outside Linebackers	LSU, '12	2nd
Tommy Moffitt	Asst. AD/Strength & Conditioning	Tennessee Tech, '86	17th
Charles Baglio	Director of Football External Relations	SE Louisiana, '67	16th
Sam Nader	Asst. AD/Football Operations	Auburn, '67	42nd
Sharon Lewis	Asst. AD/Recruiting & Alumni Oper.	LSU, '91	16th
Austin Thomas	General Manager	Lipscomb, '08	5th

Football Facts

Head Coach:	Ed Orgeron
Career Record:	22-29 (5 seasons)
Record at LSU:	6-2 (1 season)
2016 Record:	8-4
2016 SEC Record:	5-3
2016 National Ranking:	13th

University Administration

President	Dr. F. King Alexander	St. Lawrence, '87
Faculty Representative	Dr. Bill Demastes	Georgia, '79

Athletics Department

Vice Chancellor and Athletics Director	Joe Alleva	Lehigh, '75
Deputy Director of Athletics	Eddie Nunez	Florida, '98
Deputy Director of Athletics	Verge Ausberry	LSU, '90
Sr. Associate AD/Business Operations	Mark Ewing	LSU, '78
Sr. Associate AD/Senior Woman Administrator	Miriam Segar	LSU, '94
Sr. Associate AD/Compliance & Planning	Bo Bahnsen	LSU, '82
Sr. Associate AD/Athletic Facility Management	Ronnie Haliburton	LSU, '90
Associate AD/Communications	Michael Bonnette	LSU, '93
Associate AD/Ticket Manager	Brian Broussard	LSU, '93
Associate AD/Facilities & Project Development	Emmett David	LSU, '82
Assistant AD/Compliance	Blair Napolitano	LSU, '05
Assistant AD/Fiscal Operations	Neal Lamonica	LSU, '98
Assistant AD/Game/Event Management	David Taylor	UTEP, '99
Assistant AD/Marketing	Mathew Shanklin	UNC-Wilmington, '88
Assistant AD/Television Operations	Kevin Wagner	LSU, '80
Assistant AD/Human Resources	Wendy Nall	Southeastern '00

Communications

Sr. Assoc. Communications Director	Kent Lowe	LSU-Shreveport, '79
Sr. Assoc. Communications Director	Bill Franques	LSU, '85
Associate Communications Director	Will Stafford	LSU, '06
Assistant Communications Director	Brandon Berrio	LSU, '15
Administrative Specialist	Pam LeBlanc	

Creative Services

Executive Director	Jason Feirman	LSU, '00
Creative Services Manager	PJ Odom	Mississippi State, '05
Creative Services Coordinator	Clint Self	LSU, '15
Creative Services Designer	Stephanie Lyles	LSU, '10
Staff Photographer	Steve Franz	LSU, '93
Staff Photographer	Chris Parent	LSU, '15

Sports Productions

Director of Media Productions	David Landry	LSU, '90
Production Coordinator	Lee Scioneaux	LSU, '90
Production Specialist	Andrew Franzella	LSU, '14
Production Specialist	Benjamin Bullock	Delaware State, '10

Radio

Director of Broadcasting	Chris Blair	Lander, '97
--------------------------	-------------	-------------

Interactive

Director of Digital Media	Todd Politz	LSU, '99
---------------------------	-------------	----------

Social Media Directory



TWITTER

Ed Orgeron	@Coach_EdOrgeron
Dave Aranda	@CoachDaveAranda
Matt Canada	@CoachMCanada
Steve Enslinger	@SteveEnslinger
Jeff Grimes	@CoachGrimey
Corey Raymond	@LSUcoachRaymond
Tommie Robinson	@TRob_LSU
Dennis Johnson	@CoachDJ_
Sharon Lewis	@LSUBossLady
Austin Thomas	@AustinThomas_55
Emily Dixon	@emilyvdixon
Tommy Moffitt	@TommyMoffitt
LSU Football Equipment	@LSUFBEquipment
LSU Football Video	@LSUFVideo
LSU Tigers	@LSUsports
Michael Bonnette	@LSUBonnette
Chris Blair	@LSUTigersVoice
LSU Sports Radio	@LSUradio
Tiger Stadium	@LSUTigerStadium
Mike VI	@MikeTigerVI
LSU Ticket Office	@LSUtitix
LSU Sports Productions	@LSUsportsprod
LSU Creative Services	@LSUCreative
LSU Photography	@LSUpix
LSU Athletic Training	@LSUATHTraining
LSU Sports Nutrition	@HealthyTigerLSU
LSU Game Operations	@LSUgameops

FACEBOOK

Facebook.com/lసుfootball
Facebook.com/CoachEdOrgeron

INSTAGRAM

@lsufootball
@austinthomas55
@emilyvdixon



LSUsports.net/football



LSU.Football



Facebook.com/LSUfootball



Twitter.com/LSUfootball



Instagram.com/LSUfootball



LSUshop.net

Numerical Roster

NO.	NAME	POS.	HT.	WT.	CL./EXP.	HOMETOWN (HS/PREVIOUS SCHOOL)
1	Donte Jackson	DB	5-11	175	Jr.-2L	Metairie, La. (Riverdale HS)
2	Kevin Toliver II	CB	6-3	204	Jr.-2L	Jacksonville, Fla. (Trinity Christian)
2	Lowell Narcisse	QB	6-2	231	Fr.-HS	St. James, La. (St. James HS)
3	JaCoby Stevens	WR	6-2	216	Fr.-HS	Murfreesboro, Tenn. (Oakland HS)
4	Nick Brossette	RB	6-0	218	Jr.-2L	Baton Rouge, La. (University HS)
4	K'Lavon Chaisson	OLB	6-4	240	Fr.-HS	Houston, Texas (North Shore HS)
5	Derrius Guice	RB	5-11	218	Jr.-2L	Baton Rouge, La. (Catholic HS)
6	Jacob Phillips	LB	6-3	237	Fr.-HS	Nashville, Tenn. (East Nashville Magnet)
7	D.J. Chark	WR	6-4	198	Sr.-2L	Alexandria, La. (Alexandria HS)
8	Patrick Queen	LB	6-1	220	Fr.-HS	Livonia, La. (Livonia HS)
8	Caleb Lewis	QB	6-4	223	So.-SQ	Lakeland, Fla. (Victory Christian Academy)
9	Grant Delpit	S	6-3	201	Fr.-HS	Houston, Texas (IMG Academy)
10	Stephen Sullivan	WR	6-6	235	So.-1L	Donaldsonville, La. (Donaldsonville HS)
11	Dee Anderson	WR	6-6	223	So.-1L	DeSoto, Texas (DeSoto HS)
12	Justin McMillan	QB	6-3	215	So.-SQ	Cedar Hill, Texas (Cedar Hill HS)
12	Micah Dickens	DB	5-11	195	Sr.-SQ	Dry Prong, La. (Grant HS)
13	Jontre Kirklin	CB	6-0	173	Fr.-HS	Lutcher, La. (Lutcher HS)
14	Lindsey Scott Jr.	QB	5-11	213	Fr.-RS	Zachary, La. (Zachary HS)
15	Myles Brennan	QB	6-4	193	Fr.-HS	Long Beach, Miss. (St. Stanislaus HS)
15	Kary Vincent Jr.	CB	5-10	182	Fr.-HS	Port Arthur, Texas (Port Arthur Memorial HS)
16	Danny Etling	QB	6-3	215	Sr.-1L	Terre Haute, Ind. (South Vigo HS/Purdue)
17	Xavier Lewis	CB	6-0	200	So.-1L	LaPlace, La. (East St. John HS)
17	Tiger Scheyd	WR	6-1	190	Jr.-SQ	Miramar Beach, Fla. (Fort Walton Beach HS)
18	Christian LaCouture	DE	6-5	292	Sr.-3L	Lincoln, Neb. (Lincoln Southwest HS)
18	John David Moore	FB/TE	6-4	236	Sr.-3L	Ruston, La. (Ruston HS)
19	Derrick Dillon	WR	5-11	178	So.-1L	Franklinton, La. (Pine HS)
21	Ed Paris	S	6-1	210	Sr.-3L	Arlington, Texas (Mansfield Timberview HS)
22	Kristian Fulton	DB	6-1	195	So.-1L	Metairie, La. (Archbishop Rummel HS)
22	Clyde Edwards-Helaire	RB	5-8	208	Fr.-HS	Baton Rouge, La. (Catholic HS)
23	Corey Thompson	LB	6-2	228	Sr.-3L	Missouri City, Texas (Lawrence Elkins HS)
24	Tyler Taylor	LB	6-2	238	Fr.-HS	Buford, Ga. (Lanier HS)
25	Drake Davis	WR	6-4	218	So.-1L	Baton Rouge, La. (IMG Academy)
26	John Battle	S	6-3	201	Jr.-2L	Hallandale, Fla. (Hallandale HS)
27	Lanard Fournette	RB	5-10	201	So.-1L	New Orleans, La. (St. Augustine HS)
28	Darrel Williams	RB	6-1	229	Sr.-3L	Marrero, La. (John Ehret HS)
29	Andraez Williams	CB	6-2	182	Fr.-RS	Shreveport, La. (Calvary Baptist Academy)
29	Louis Landrum	WR	5-10	196	Fr.-RS	New Orleans, La. (Lusher Charter School)
30	Eric Monroe	DB	6-0	197	Fr.-RS	Houston, Texas (North Shore HS)
30	Michael Ostrom	WR	6-0	180	Fr.-SQ	Baton Rouge, La. (St. Michael's HS)
31	Cameron Lewis	DB	6-2	200	Fr.-RS	Monroe, La. (Wossman HS)
31	Justin Jones	WR	5-8	181	Fr.-RS	Dallas, Texas (St. Mark's School of Texas)
32	Justin Jefferson	WR	6-2	180	Fr.-HS	St. Rose, La. (Destrehan HS)
32	Tony Westly	DB	6-1	183	Sr.-SQ	St. Gabriel, La. (E. Iberville HS/Pearl River CC)
33	Todd Harris Jr.	S	6-0	186	Fr.-HS	Plaquemine, La. (Plaquemine HS)
34	Connor Culp	PK	5-11	196	Fr.-RS	Phoenix, Ariz. (Desert Vista HS)
34	Reshaud Henry	RB	5-9	191	Sr.-1L	Ponchatoula, La. (Ponchatoula HS)
35	Devin Voorhies	LB	6-2	233	Sr.-3L	Woodville, Miss. (Wilkinson County HS)
36	Cameron Gamble	PK	5-11	199	Sr.-3L	Flower Mound, Texas (Flower Mound HS)
38	Josh Growden	P	6-2	204	So.-1L	Sydney, Australia (Clare HS)
39	Jack Gonsoulin	PK	5-9	165	So.-SQ	Baton Rouge, La. (Catholic HS)
39	Michael Kershaw	WR	5-7	167	So.-RS	Shreveport, La. (Evangel Christian HS)
40	Devin White	LB	6-1	248	So.-1L	Springhill, La. (North Webster HS)
41	David Ducre	FB/TE	6-0	236	Jr.-1L	Slidell, La. (Lakeshore HS)
42	Aaron Moffitt	TE	6-2	266	Fr.-HS	Baton Rouge, La. (Catholic HS)
43	Ray Thornton	LB	6-3	228	Fr.-RS	Killeen, Texas (Shoemaker HS)
44	Tory Carter	FB	6-1	258	Fr.-HS	Leesburg, Ga. (Lee County HS)
45	Michael Divinity Jr.	LB	6-2	239	So.-1L	Marrero, La. (John Ehret HS)
45	Matt Clapp	FB	6-2	227	Fr.-HS	New Orleans, La. (Brother Martin HS)
46	Andre Anthony	OLB	6-5	242	Fr.-RS	New Orleans, La. (Edna Karr HS)
47	Bry'Kiethon Mouton	FB/TE	6-1	261	Jr.-2L	Lafayette, La. (Acadiana HS)
48	Donnie Alexander	LB	6-1	230	Sr.-3L	New Orleans, La. (Edna Karr HS)
49	Arden Key	OLB	6-6	165	Jr.-2L	Atlanta, Ga. (Hapeville Charter Academy)
50	Blake Ferguson	SNP	6-4	234	So.-1L	Buford, Ga. (Buford HS)
51	Jonathan Rucker	LB	6-1	240	Sr.-2L	Ponchatoula, La. (Ponchatoula HS)
54	Rory Luke	OL	6-4	273	So.-SQ	New Orleans, La. (Brother Martin HS)
55	Kody Hall	LB	6-1	239	So.-JC	Nacogdoches, Texas (Burnet HS-Blinn CC)
56	M.J. Patterson	LB	6-4	236	Sr.-SQ	Winnfield, La. (Winnfield HS)
58	Jibrail Abdul-Aziz	OL	6-2	298	Jr.-SQ	Baton Rouge, La. (Broadmoor HS)
59	Seth Newsome	DE	6-1	262	Fr.-RS	Fredericksburg, Va. (Mountain View HS)

Alphabetical Roster

NO.	NAME	POS.
58	Jibrail Abdul-Aziz	OL
85	Jamil Abdul-Aziz	DL
48	Donnie Alexander	LB
95	Ed Alexander	NT
11	Dee Anderson	WR
46	Andre Anthony	OLB
26	John Battle	S
87	Justin Beckwith	WR
15	Myles Brennan	QB
4	Nick Brossette	RB
78	Garrett Brumfield	OG
71	Donavaghn Campbell	OL
44	Tory Carter	FB
4	K'Lavon Chaisson	OLB
7	D.J. Chark	WR
77	Saahdiq Charles	OL
45	Matt Clapp	FB
64	Will Clapp	C/OG
98	Deondre Clark	DE
34	Connor Culp	PK
79	Lloyd Cushenberry III	C/OG
25	Drake Davis	WR
76	Austin Deculus	OL
9	Grant Delpit	S
12	Micah Dickens	DB
19	Derrick Dillon	WR
45	Michael Divinity Jr.	LB
41	David Ducre	FB/TE
22	Clyde Edwards-Helaire	RB
16	Danny Etling	QB
92	Neil Farrell Jr.	DE
91	Breiden Fehoko	DL
50	Blake Ferguson	SNP
27	Lanard Fournette	RB
22	Kristian Fulton	DB
83	Russell Gage	WR
36	Cameron Gamble	PK
89	Jonathan Giles	WR
99	Greg Gilmore	NT
39	Jack Gonsoulin	PK
38	Josh Growden	P
5	Derrius Guice	RB
55	Kody Hall	LB
33	Todd Harris Jr.	S
34	Reshaud Henry	RB
97	Frank Herron	DE
70	Edward Ingram	OG
1	Donte Jackson	DB
32	Justin Jefferson	WR
31	Justin Jones	WR
39	Michael Kershaw	WR
49	Arden Key	OLB
13	Jontre Kirklin	CB
18	Christian LaCouture	DE
29	Louis Landrum	WR
90	Rashard Lawrence	DE
8	Caleb Lewis	QB
17	Xavier Lewis	CB
31	Cameron Lewis	DB
96	Glen Logan	DE
54	Rory Luke	OL
73	Adrian Magee	OL
63	K.J. Malone	OT
87	Sci Martin	LB
81	Racey McMath	WR
12	Justin McMillan	QB
61	David Michael Carrell	SNP
62	Justin Mikush	OL
42	Aaron Moffitt	TE

Numerical Roster

61	David Michael Carrell	SNP	5-11	254	So.-Trf.	Bourg, La. (So. Terrebonne HS/Southern Univ.)
62	Justin Mikush	OL	6-4	285	Jr.-SQ	Tomball, Texas (Klein Oak HS)
63	K.J. Malone	OT	6-4	321	Sr.-3L	Ruston, La. (Cedar Creek HS)
64	Will Clapp	C/OG	6-5	314	Jr.-2L	New Orleans, La. (Brother Martin HS)
65	Jakori Savage	OL	6-5	317	Fr.-RS	Bay Minette, Ala. (Baldwin County HS)
66	Toby Weathersby	OT	6-6	308	Jr.-2L	Houston, Texas (Westfield HS)
67	Michael Smith	OL	6-2	290	Fr.-RS	Kileen, Texas (Ellison HS)
69	Turner Simmers	OL	6-5	295	Jr.-SQ	Prairieville, La. (St. Amant HS)
70	Edward Ingram	OG	6-4	314	Fr.-HS	Desoto, Texas (Desoto HS)
71	Donavaughn Campbell	OL	6-4	343	So.-1L	Ponchatoula, La. (Ponchatoula HS)
72	Tyler Shelvin	NT	6-2	380	Fr.-HS	Lafayette, La. (Notre Dame HS)
73	Adrian Magee	OL	6-5	323	So.-1L	Franklinton, La. (Franklinton HS)
76	Austin Deculus	OL	6-6	324	Fr.-HS	Cypress, Texas (Cy-Fair HS)
77	Saahdiq Charles	OL	6-5	321	Fr.-HS	Jackson, Miss. (Madison-Ridgeland Academy)
78	Garrett Brumfield	OG	6-3	299	Jr.-2L	Baton Rouge, La. (University HS)
79	Lloyd Cushenberry III	C/OG	6-4	316	Fr.-RS	Geismar, La. (Dutchtown HS)
80	Jamal Pettigrew	TE	6-7	262	Fr.-RS	New Orleans, La. (Saint Augustine HS)
81	Racey McMath	WR	6-3	215	Fr.-HS	New Orleans, La. (Edna Karr HS)
82	Thaddeus Moss	TE	6-3	247	So.-Trf.	Charleston, W.Va. (Mallard Creek HS-NC State)
83	Russell Gage	WR	6-0	184	Sr.-1L	Baton Rouge, La. (Redemptorist HS)
84	Foster Moreau	TE	6-6	255	Jr.-2L	New Orleans, La. (Jesuit HS)
85	Caleb Roddy	TE	6-5	274	So.-1L	Denham Springs, La. (Denham Springs HS)
85	Jamil Abdul-Aziz	DL	6-2	306	Fr.-SQ	Baton Rouge, La. (Broadmoor HS)
86	Mannie Netherly	WR	6-3	194	Fr.-HS	Crosby, Texas (Crosby HS)
87	Sci Martin	LB	6-4	256	So.-1L	New Orleans, La. (McDonogh 35 HS)
87	Justin Beckwith	WR	6-2	197	Fr.-RS	Jackson, La. (East Feliciana HS)
88	Jacory Washington	TE	6-6	248	Jr.-SQ	Westlake, La. (Westlake HS)
89	Jonathan Giles	WR	6-0	193	Jr.-Trf.	Missouri City, Texas (Elkins HS-Texas Tech)
90	Rashard Lawrence	DE	6-3	300	So.-1L	Monroe, La. (Neville HS)
91	Breiden Fehoko	DL	6-3	298	Jr.-Trf.	Honolulu, Hawaii (Farrington HS-Texas Tech)
92	Neil Farrell Jr.	DE	6-4	287	Fr.-HS	Mobile, Ala. (Murphy HS)
93	Justin Thomas	DE	6-4	277	Fr.-HS	Spanish Fort, Ala. (Spanish Fort HS)
95	Ed Alexander	NT	6-2	339	So.-1L	Hammond, La. (St. Thomas Aquinas HS)
96	Glen Logan	DE	6-4	315	Fr.-RS	Destrehan, La. (Destrehan HS)
97	Frank Herron	DE	6-4	312	Sr.-2L	Memphis, Tenn. (Memphis Central HS)
98	Deondre Clark	DE	6-4	268	Sr.-1L	Oklahoma City, Okla. (Douglass HS)
99	Greg Gilmore	NT	6-4	308	Sr.-2L	Hope Mills, N.C. (South View HS)
98	Deondre Clark	DE	6-4	272	Sr.-1L	Oklahoma City, Okla. (Douglass HS)
99	Greg Gilmore	NT	6-4	308	Sr.-2L	Hope Mills, N.C. (South View HS)

Alphabetical Roster

30	Eric Monroe	DB
18	John David Moore	FB/TE
84	Foster Moreau	TE
82	Thaddeus Moss	TE
47	Bry'Kiethon Mouton	FB/TE
2	Lowell Narcisse	QB
86	Mannie Netherly	WR
59	Seth Newsome	DE
30	Michael Ostrom	WR
21	Ed Paris	S
56	M.J. Patterson	LB
80	Jamal Pettigrew	TE
6	Jacob Phillips	LB
8	Patrick Queen	LB
85	Caleb Roddy	TE
51	Jonathan Rucker	LB
65	Jakori Savage	OL
17	Tiger Scheyd	WR
14	Lindsey Scott Jr.	QB
72	Tyler Shelvin	NT
69	Turner Simmers	OL
67	Michael Smith	OL
3	JaCoby Stevens	WR
10	Stephen Sullivan	WR
24	Tyler Taylor	LB
93	Justin Thomas	DE
23	Corey Thompson	LB
43	Ray Thornton	LB
2	Kevin Toliver II	CB
15	Kary Vincent Jr.	CB
35	Devin Voorhies	LB
88	Jacory Washington	TE
66	Toby Weathersby	OT
32	Tony Westly	DB
40	Devlin White	LB
28	Darrel Williams	RB
29	Andraez Williams	CB

Pronunciation Guide

PLAYERS

85	Jamil Abdul-Aziz	juh-Meel Ahb-duel-Ah-zeez
58	Jibrail Abdul-Aziz	juh-Brail Ahb-duel-Ah-zeez
4	Nick Brossette	bro-Sett
4	K'Lavon Chaisson	K-luh-von Chase-on
77	Saahdiq Charles	Sah-deek
76	Austin Deculus	Deck-you-luss
41	David Ducre	Doo-cree
32	Clyde Edwards-Helaire	E-lair
92	Neil Farrell Jr.	Fair-ull
91	Breiden Fehoko	Bray-den fuh-Ho-ko
27	Lanard Fournette	luh-Nard
35	Jack Gonsoulin	Gon-suh-lan
38	Josh Growden	Grow (rhymes with "cow")- den
5	Derrius Guice	Dare-ee-us Gice (hard "G")
97	Frank Herron	Hair-un
18	Christian LaCouture	Lock-uh-chur
87	Sci Martin	Sye (rhymes with "eye")

62	Justin Mikush	Mike-ish
84	Foster Moreau	More-oh
47	Bry'Kiethon Mouton	Bry-keeth-un Moo-tawn
2	Lowell Narcisse	Low-ell Nar-seese
17	Tiger Scheyd	Shide (rhymes with "tide")
10	Stephen Sullivan	stuh-Fahn
35	Devin Voorhies	Vor-eeze
29	Andraez Williams	Ahn-dray-ez

COACHES

Dave Aranda	uh-Ran-duh
Ed Orgeron	O-zhure-on

Series Record vs. 2017 Opponents

BYU

First Meeting



CHATTANOOGA

First Meeting



MISSISSIPPI STATE

LSU leads 73-34-3



YEAR	RESULTS	AP RANK (LSU/OPP.)	DATE (SITE)
1896	LSU, 52-0	NR/NR	Nov. 20 at Baton Rouge
1902	LSU, 6-0	NR/NR	Nov. 27 at Starkville
1903	MSU, 11-0	NR/NR	Nov. 7 at Starkville
1905	LSU, 15-0	NR/NR	Dec. 1 at Baton Rouge
1906	Tie, 0-0	NR/NR	Oct. 27 at Columbus
1907	LSU, 23-11	NR/NR	Nov. 9 at Baton Rouge
1908	LSU, 50-0	NR/NR	Nov. 7 at Baton Rouge
1909	LSU, 15-0	NR/NR	Oct. 16 at Baton Rouge
1910	MSU, 3-0	NR/NR	Oct. 21 at Columbus
1911	MSU, 6-0	NR/NR	Nov. 12 at Gulfport
1912	MSU, 7-0	NR/NR	Nov. 2 at Baton Rouge
1913	Tie, 0-0	NR/NR	Nov. 15 at Starkville
1915	LSU, 10-0	NR/NR	Oct. 29 at Baton Rouge
1916	LSU, 13-3	NR/NR	Nov. 12 at Starkville
1917	MSU, 9-0	NR/NR	Nov. 29 at Baton Rouge
1919	MSU, 6-0	NR/NR	Nov. 1 at Starkville
1920	MSU, 12-7	NR/NR	Oct. 23 at Baton Rouge
1921	LSU, 17-14	NR/NR	Dec. 3 at Starkville
1922	MSU, 7-0	NR/NR	Nov. 18 at Baton Rouge
1923	MSU, 14-7	NR/NR	Dec. 1 at Starkville
1926	MSU, 7-6	NR/NR	Oct. 23 at Jackson
1927	LSU, 9-7	NR/NR	Oct. 22 at Jackson
1928	LSU, 31-0	NR/NR	Oct. 20 at Jackson
1929	LSU, 31-6	NR/NR	Oct. 19 at Jackson
1930	MSU, 8-6	NR/NR	Oct. 18 at Jackson
1931	LSU, 31-0	NR/NR	Oct. 17 at Baton Rouge
1932	LSU, 24-0	NR/NR	Oct. 15 at Monroe
1933	LSU, 21-6	NR/NR	Nov. 25 at Monroe
1934	LSU, 25-3	NR/NR	Nov. 3 at Baton Rouge
1935	LSU, 28-13	NR/NR	Nov. 9 at Baton Rouge
1936	LSU, 12-0	#7/NR	Nov. 7 at Baton Rouge
1937	LSU, 41-0	#18/NR	Nov. 6 at Baton Rouge
1938	LSU, 32-7	NR/NR	Nov. 5 at Baton Rouge
1939	MSU, 15-12	NR/NR	Nov. 11 at Baton Rouge
1940	MSU, 22-7	NR/#19	Nov. 9 at Baton Rouge
1941	Tie, 0-0	NR/NR	Oct. 11 at Baton Rouge
1942	LSU, 16-6	NR/NR	Oct. 10 at Baton Rouge
1944	MSU, 13-6	NR/NR	Oct. 21 at Baton Rouge
1945	MSU, 27-20	#14/NR	Nov. 10 at Baton Rouge
1946	LSU, 13-6	NR/NR	Oct. 5 at Baton Rouge
1947	LSU, 21-6	NR/NR	Nov. 15 at Baton Rouge
1948	MSU, 7-0	NR/NR	Nov. 13 at Baton Rouge
1949	LSU, 34-7	#16/NR	Nov. 12 at Baton Rouge
1950	MSU, 13-7	NR/NR	Nov. 18 at Baton Rouge
1951	LSU, 3-0	NR/NR	Nov. 17 at Baton Rouge
1952	MSU, 33-14	NR/NR	Nov. 15 at Baton Rouge
1953	MSU, 26-13	NR/NR	Nov. 14 at Baton Rouge
1954	MSU, 25-0	NR/NR	Nov. 13 at Baton Rouge
1955	LSU, 34-7	NR/#18	Nov. 12 at Baton Rouge
1956	MSU, 32-13	NR/NR	Nov. 17 at Baton Rouge
1957	MSU, 14-6	NR/#12	Nov. 16 at Baton Rouge
1958	LSU, 7-6	#1/NR	Nov. 15 at Jackson
1959	LSU, 27-0	#3/NR	Nov. 14 at Baton Rouge
1960	LSU, 7-3	NR/NR	Nov. 12 at Baton Rouge
1961	LSU, 14-6	#4/NR	Nov. 18 at Baton Rouge
1962	LSU, 28-0	#10/NR	Nov. 17 at Jackson
1963	MSU, 7-6	NR/NR	Nov. 16 at Jackson
1964	LSU, 14-10	#9/NR	Nov. 14 at Baton Rouge
1965	LSU, 37-20	NR/NR	Nov. 13 at Baton Rouge
1966	LSU, 17-7	NR/NR	Nov. 12 at Baton Rouge
1967	LSU, 55-0	NR/NR	Nov. 18 at Baton Rouge
1968	LSU, 20-16	NR/NR	Nov. 16 at Baton Rouge
1969	LSU, 61-6	#12/NR	Nov. 15 at Baton Rouge
1970	LSU, 38-7	#9/NR	Nov. 14 at Baton Rouge
1971	LSU, 28-3	#20/NR	Nov. 13 at Jackson
1972	LSU, 28-14	#8/NR	Nov. 18 at Baton Rouge
1973	LSU, 26-7	#7/NR	Nov. 17 at Baton Rouge
1974	MSU, 7-6	NR/NR	Nov. 16 at Jackson
*1975	MSU, 16-6	NR/NR	Nov. 15 at Baton Rouge
*1976	MSU, 21-13	NR/NR	Nov. 13 at Jackson
1977	LSU, 27-24	NR/NR	Nov. 12 at Baton Rouge
1978	MSU, 16-14	#17/NR	Nov. 18 at Jackson
1979	LSU, 21-3	NR/NR	Nov. 17 at Baton Rouge
1980	MSU, 55-31	NR/#19	Nov. 15 at Jackson
1981	MSU, 17-9	NR/NR	Nov. 14 at Baton Rouge
1982	MSU, 27-24	#6/NR	Nov. 13 at Starkville
1983	MSU, 45-26	NR/NR	Nov. 12 at Baton Rouge

1984	MSU, 16-14	#9/NR	Nov. 17 at Starkville
1985	LSU, 17-15	#19/NR	Nov. 16 at Baton Rouge
1986	LSU, 47-0	#12/NR	Nov. 15 at Jackson
1987	LSU, 34-14	#10/NR	Nov. 14 at Baton Rouge
1988	LSU, 20-3	#12/NR	Nov. 12 at Starkville
1989	LSU, 44-20	NR/NR	Nov. 18 at Baton Rouge
1990	MSU, 34-22	NR/NR	Nov. 17 at Jackson
1991	MSU, 28-19	NR/NR	Nov. 16 at Baton Rouge
1992	LSU, 24-3	NR/#18	Sept. 12 at Baton Rouge
1993	LSU, 18-16	NR/NR	Sept. 11 at Starkville
1994	LSU, 44-24	NR/NR	Sept. 10 at Baton Rouge
1995	LSU, 34-16	NR/NR	Sept. 9 at Starkville
1996	LSU, 28-20	#13/NR	Oct. 26 at Baton Rouge
1997	LSU, 24-9	#10/NR	Sept. 13 at Starkville
1998	LSU, 41-6	NR/#24	Oct. 24 at Baton Rouge
1999	MSU, 17-16	NR/#12	Oct. 23 at Starkville
2000	LSU, 45-38(OT)	NR/#13	Oct. 21 at Baton Rouge
2001	LSU, 42-0	NR/NR	Oct. 20 at Starkville
2002	LSU 31-13	#22/NR	Sept. 28 at Baton Rouge
2003	LSU, 41-6	#7/NR	Sept. 27 at Starkville
2004	LSU, 51-0	#13/NR	Sept. 25 at Baton Rouge
2005	LSU, 37-7	#4/NR	Oct. 1 at Starkville
2006	LSU, 48-17	#9/NR	Sept. 30 at Baton Rouge
2007	LSU, 45-0	#2/NR	Aug. 30 at Starkville
2008	LSU, 34-24	#5/NR	Sept. 27 at Baton Rouge
2009	LSU 30-26	#7/NR	Sept. 26 at Starkville
2010	LSU, 29-7	#15/NR	Sept. 18 at Baton Rouge
2011	LSU, 19-6	#3/RV	Sept. 15 at Starkville
2012	LSU, 37-17	#9/#22	Nov. 10 at Baton Rouge
2013	LSU, 59-26	#10/NR	Oct. 5 at Starkville
2014	MSU, 32-29	#8/NR	Sept. 20 at Baton Rouge
2015	LSU, 21-19	#14/#25	Sept. 12 at Starkville
2016	LSU, 23-20	#20/NR	Sept. 17 at Baton Rouge

*- Forfeited to LSU by NCAA

At Baton Rouge: LSU leads, 48-19-1

At Starkville: LSU leads, 15-6-1

At Jackson: LSU leads, 8-7

At Other Sites: Series tied, 2-2-1

Ed Orgeron vs. MSU: 1-2

SYRACUSE

LSU leads 2-1



YEAR	RESULTS	AP RANK (LSU/OPP.)	DATE (SITE)
1964	LSU, 13-10	#7/NR	Jan. 1 at New Orleans (Sugar Bowl)
1988	SU, 23-10	#16/#17	Jan. 2 at Tampa, Fla. (Hall of Fame Bowl)
2015	LSU, 34-24	#8/NR	Sept. 26 at Syracuse, N.Y.

At Baton Rouge: 0-0

At Syracuse: 0-0

At Other Sites: Tied 1-1

Ed Orgeron vs. Syracuse: First Meeting

AUBURN

LSU leads 28-22-1



YEAR	RESULTS	AP RANK (LSU/OPP.)	DATE (SITE)
1901	AU, 28-0	NR/NR	Nov. 20 at Baton Rouge
1902	LSU, 5-0	NR/NR	Oct. 27 at Baton Rouge
1903	AU, 12-0	NR/NR	Nov. 11 at Auburn
1908	LSU, 10-2	NR/NR	Oct. 31 at Auburn
1912	AU, 7-0	NR/NR	Nov. 9 at Mobile
1913	AU, 7-0	NR/NR	Nov. 1 at Mobile
1924	AU, 3-0	NR/NR	Oct. 25 at Birmingham
1926	LSU, 10-0	NR/NR	Oct. 16 at Montgomery
1927	LSU, 9-0	NR/NR	Oct. 15 at Montgomery
1934	LSU, 20-6	NR/NR	Oct. 13 at Baton Rouge
1935	LSU, 6-0	NR/NR	Nov. 2 at Baton Rouge
1936	LSU, 19-6	#7/NR	Nov. 14 at Birmingham
1937	LSU, 9-7	#12/#14	Nov. 13 at Baton Rouge
1938	AU, 28-6	NR/NR	Nov. 12 at Birmingham
1939	AU, 21-7	NR/NR	Nov. 18 at Baton Rouge
1940	LSU, 21-13	NR/NR	Nov. 16 at Birmingham
1941	Tie, 7-7	NR/NR	Nov. 15 at Baton Rouge
1942	AU, 25-7	NR/NR	Nov. 14 at Birmingham
1969	LSU, 21-20	#9/#14	Oct. 25 at Baton Rouge
1970	LSU, 17-9	#14/#6	Oct. 24 at Auburn
1972	LSU, 35-7	#8/#9	Oct. 14 at Baton Rouge
1973	LSU, 20-6	#10/NR	Oct. 13 at Auburn
1980	LSU, 21-17	NR/NR	Oct. 11 at Baton Rouge
1981	AU, 19-7	NR/NR	Oct. 10 at Auburn
1988	LSU, 7-6	NR/#4	Oct. 8 at Baton Rouge
1989	AU, 10-6	NR/#12	Oct. 14 at Auburn
1992	AU, 30-28	NR/NR	Sept. 19 at Auburn
1993	AU, 34-10	NR/NR	Sept. 18 at Baton Rouge
1994	AU, 30-26	NR/#11	Sept. 17 at Auburn

1995	LSU, 12-6	NR/#5	Sept. 16 at Baton Rouge
1996	LSU, 19-15	#21/#13	Sept. 21 at Auburn
1997	AU, 31-28	#10/#12	Sept. 20 at Baton Rouge
1998	LSU, 31-19	#7/NR	Sept. 19 at Auburn
1999	AU, 41-7	NR/NR	Sept. 18 at Baton Rouge
2000	AU, 34-17	NR/#24	Sept. 16 at Auburn
2001	LSU, 27-14	#22/#25	Dec. 1 at Baton Rouge
2002	AU, 31-7	#10/NR	Oct. 26 at Auburn
2003	LSU, 31-7	#9/#17	Oct. 25 at Baton Rouge
2004	AU, 10-9	#5/#14	Sept. 18 at Auburn
2005	LSU, 20-17 (OT)	#7/#16	Oct. 22 at Baton Rouge
2006	AU, 7-3	#6/#3	Sept. 16 at Auburn
2007	LSU, 30-24	#5/#18	Oct. 20 at Baton Rouge
2008	LSU, 26-21	#6/#10	Sept. 20 at Auburn
2009	LSU, 31-10	#9/NR	Oct. 24 at Baton Rouge
2010	AU, 24-17	#6/#5	Oct. 23 at Auburn
2011	LSU, 45-10	#1/#19	Oct. 22 at Baton Rouge
2012	LSU, 12-10	#2/NR	Sept. 22 at Auburn
2013	LSU, 35-21	#6/NR	Sept. 21 at Baton Rouge
2014	AU, 41-7	#15/#5	Oct. 4 at Auburn
2015	LSU, 45-21	#13/#18	Sept. 19 at Baton Rouge
2016	AU, 18-13	#18/NR	Sept. 24 at Auburn

At Baton Rouge: LSU leads 17-5-1

At Auburn: AU leads 12-7

At Other Sites: AU leads 5-4

Ed Orgeron vs. Auburn: 0-3

TROY

LSU leads 2-0



YEAR	RESULTS	AP RANK (LSU/OPP.)	DATE (SITE)
2004	LSU, 24-20	#18/NR	Oct. 23 at Baton Rouge
2008	LSU, 40-31	#19/NR	Nov. 15 at Baton Rouge

At Baton Rouge: LSU leads 2-0

At Troy: 0-0

Ed Orgeron vs. Troy: First Meeting

FLORIDA

Florida leads 32-28-3



YEAR	RESULTS	AP RANK (LSU/OPP.)	DATE (SITE)
1937	LSU, 19-0	NR/NR	Sept. 25 at Baton Rouge
1941	LSU, 10-7	NR/NR	Oct. 25 at Baton Rouge
1953	Tie, 21-21	#14/NR	Oct. 24 at Gainesville
1954	LSU, 20-7	NR/#18	Oct. 23 at Baton Rouge
1955	UF, 18-14	NR/NR	Oct. 15 at Gainesville
1956	UF, 21-6	NR/NR	Oct. 27 at Baton Rouge
1957	UF, 22-14	#10/NR	Oct. 26 at Gainesville
1958	LSU, 10-7	#3/NR	Oct. 25 at Baton Rouge
1959	LSU, 9-0	#1/NR	Oct. 24 at Gainesville
1960	UF, 13-10	NR/NR	Oct. 22 at Baton Rouge
1961	LSU, 23-0	#7/NR	Oct. 28 at Gainesville
1962	LSU, 23-0	#6/NR	Oct. 27 at Baton Rouge
1963	LSU, 14-0	NR/NR	Oct. 26 at Gainesville
1964	UF, 20-6	#6/NR	Nov. 28 at Baton Rouge
1965	UF, 14-7	#5/NR	Oct. 2 at Gainesville
1966	UF, 28-7	NR/#8	Oct. 22 at Baton Rouge
1967	LSU, 37-6	NR/NR	Oct. 7 at Gainesville
1971	LSU, 48-7	#16/NR	Oct. 9 at Baton Rouge
1972	Tie, 3-3	#8/NR	Nov. 25 at Gainesville
1973	LSU, 24-3	#10/NR	Oct. 6 at Baton Rouge
1974	UF, 24-14	NR/#13	Oct. 5 at Gainesville
1975	UF, 34-6	NR/#20	Oct. 4 at Baton Rouge
1976	UF, 28-23	#11/#19	Oct. 2 at Gainesville
1977	LSU, 36-14	NR/#9	Oct. 1 at Baton Rouge
1978	LSU, 34-21	#11/NR	Oct. 7 at Gainesville
1979	LSU, 20-3	#17/NR	Oct. 6 at Baton Rouge
1980	LSU, 24-7	NR/#19	Oct. 4 at Gainesville
1981	UF, 24-10	NR/NR	Oct. 3 at Baton Rouge
1982	LSU, 24-13	NR/#4	Oct. 2 at Gainesville
1983	UF, 31-17	#16/#12	Oct. 1 at Baton Rouge
1984	Tie, 21-21	NR/NR	Sept. 8 at Gainesville
1985	UF, 20-0	#8/#11	Oct. 5 at Baton Rouge
1986	LSU, 28-17	#18/NR	Oct. 4 at Gainesville
1987	LSU, 13-10	#7/#19	Oct. 3 at Baton Rouge
1988	UF, 19-6	#14/#17	Oct. 1 at Gainesville
1989	UF, 16-13	NR/NR	Oct. 7 at Baton Rouge
1990	UF, 34-8	NR/#10	Oct. 6 at Gainesville
1991	UF, 16-0	NR/#13	Oct. 5 at Baton Rouge
1992	UF, 28-21	NR/#23	Oct. 10 at Gainesville
1993	UF, 58-3	NR/#5	Oct. 9 at Baton Rouge
1994	UF, 42-18	NR/#1	Oct. 8 at Gainesville
1995	UF, 28-10	#21/#3	Oct. 7 at Baton Rouge
1996	UF, 56-13	#12/#1	Oct. 12 at Gainesville
1997	LSU 28-21	#14/#1	Oct. 11 at Baton Rouge
1998	UF, 22-10	#11/#6	Oct. 10 at Gainesville
1999	UF, 31-10	NR/#8	Oct. 9 at Baton Rouge

2000	UF, 41-9	NR/#12	Oct. 7 at Gainesville
2001	UF, 44-15	#18/#2	Oct. 6 at Baton Rouge
2002	LSU, 36-7	#18/#16	Oct. 12 at Gainesville
2003	UF, 19-7	#6/NR	Oct. 11 at Baton Rouge
2004	LSU, 24-21	#24/#12	Oct. 9 at Gainesville
2005	LSU, 21-17	#10/#11	Oct. 15 at Baton Rouge
2006	UF, 23-10	#9/#5	Oct. 7 at Gainesville
2007	LSU, 28-24	#1/#9	Oct. 6 at Baton Rouge
2008	UF, 51-21	#4/#11	Oct. 11 at Gainesville
2009	UF, 13-3	#4/#1	Oct. 10 at Baton Rouge
2010	LSU, 33-29	#12/#14	Oct. 9 at Gainesville
2011	LSU, 41-11	#1/RV	Oct. 8 at Baton Rouge
2012	UF, 14-6	#4/#10	Oct. 6 at Gainesville
2013	LSU, 17-6	#10/#17	Oct. 12 at Baton Rouge
2014	LSU, 30-27	NR/NR	Oct. 11 at Gainesville
2015	LSU, 35-28	#6/#8	Oct. 17 at Baton Rouge
2016	UF, 16-10	#16/#21	Nov. 19 at Baton Rouge

At Baton Rouge: Florida leads 17-16

At Gainesville: Florida leads 15-12-3

Ed Orgeron vs. Florida: 0-2

OLE MISS

LSU leads 60-41-4



YEAR	RESULTS	AP RANK (LSU/OPP.)	DATE (SITE)
1894	UM, 26-6	NR/NR	Dec. 3 Baton Rouge
1896	LSU, 12-4	NR/NR	Nov. 13 at Vicksburg
1899	UM, 11-0	NR/NR	Nov. 3 at Meridian
1901	LSU, 46-0	NR/NR	Nov. 7 at Baton Rouge
1902	LSU, 6-0	NR/NR	Nov. 8 at New Orleans
1903	UM, 11-0	NR/NR	Nov. 21 at New Orleans
1904	LSU, 5-0	NR/NR	Nov. 5 at Baton Rouge
1906	UM, 9-0	NR/NR	Oct. 20 at Baton Rouge
1907	LSU, 23-0	NR/NR	Nov. 16 at Jackson
1909	LSU, 10-0	NR/NR	Oct. 9 at Baton Rouge
1912	UM, 10-7	NR/NR	Oct. 19 at Baton Rouge
1914	UM, 21-0	NR/NR	Oct. 17 at Baton Rouge
1915	LSU, 28-0	NR/NR	Oct. 15 at Oxford
1916	LSU, 41-0	NR/NR	Nov. 19 at Baton Rouge
1917	LSU, 52-7	NR/NR	Oct. 13 at Oxford
1919	LSU, 13-0	NR/NR	Oct. 18 at Baton Rouge
1921	LSU, 21-0	NR/NR	Nov. 12 at Baton Rouge
1926	LSU, 3-0	NR/NR	Nov. 13 at Baton Rouge
1927	UM, 12-7	NR/NR	Nov. 5 at Oxford
1928	LSU, 19-6	NR/NR	Nov. 10 at Baton Rouge
1929	LSU, 13-6	NR/NR	Nov. 16 at Baton Rouge
1930	LSU, 6-0	NR/NR	Nov. 8 at Baton Rouge
1931	LSU, 26-3	NR/NR	Nov. 14 at Jackson
1933	LSU, 31-0	NR/NR	Nov. 18 at Baton Rouge
1934	LSU, 14-0	NR/NR	Nov. 17 at Jackson
1936	LSU, 13-0	NR/NR	Oct. 17 at Baton Rouge
1937	LSU, 13-0	NR/NR	Oct. 16 at Baton Rouge
1938	UM, 20-7	NR/NR	Sept. 24 at Baton Rouge
1939	UM, 14-7	NR/NR	Sept. 30 at Baton Rouge
1940	UM, 19-6	NR/NR	Sept. 28 at Baton Rouge
1941	UM, 13-12	NR/#16	Nov. 8 at Baton Rouge
1942	LSU, 21-7	NR/NR	Oct. 17 at Baton Rouge
1945	LSU, 32-13	#17/NR	Nov. 3 at Baton Rouge
1946	LSU, 34-21	NR/NR	Nov. 2 at Baton Rouge
1947	UM, 20-18	#17/NR	Nov. 1 at Baton Rouge
1948	UM, 49-19	NR/RV	Oct. 30 at Baton Rouge
1949	LSU, 34-7	#17/NR	Oct. 29 at Baton Rouge
1950	LSU, 40-14	NR/NR	Nov. 4 at Baton Rouge
1951	Tie, 6-6	NR/NR	Nov. 3 at Baton Rouge
1952	UM, 28-0	NR/NR	Nov. 1 at Oxford
1953	UM, 27-16	NR/#18	Oct. 31 at Baton Rouge
1954	UM, 21-6	NR/#12	Oct. 30 at Baton Rouge
1955	UM, 29-26	NR/#20	Oct. 29 at Baton Rouge
1956	UM, 46-17	NR/NR	Nov. 3 at Baton Rouge
1957	UM, 14-12	NR/#14	Nov. 9 at Oxford
1958	LSU, 14-0	#1/#6	Nov. 1 at Baton Rouge
1959	LSU, 7-3	#1/#3	Oct. 31 at Baton Rouge
1960	UM, 21-0	#3/#2Jan. 1	at New Orleans (Sugar Bowl)
1960	Tie, 6-6	NR/#3	Oct. 29 at Oxford
1961	LSU, 10-7	#6/#2	Nov. 4 at Baton Rouge
1962	UM, 15-7	#4/#6	Nov. 3 at Baton Rouge
1963	UM, 37-3	NR/#3	Nov. 2 at Baton Rouge
1964	LSU, 11-10	#9/NR	Oct. 31 at Baton Rouge
1965	UM, 23-0	#5/NR	Oct. 30 at Jackson
1966	UM, 17-0	NR/NR	Oct. 29 at Baton Rouge
1967	Tie, 13-13	NR/NR	Nov. 4 at Jackson
1968	UM, 27-24	#14/NR	Nov. 2 at Baton Rouge
1969	UM, 26-23	#8/NR	Nov. 1 at Jackson
1970	LSU, 61-17	#8/#16	Dec. 5 at Baton Rouge
1971	UM, 24-22	#11/NR	Oct. 30 at Jackson
1972	LSU, 17-16	#6/NR	Nov. 4 at Baton Rouge

1973	LSU, 51-14	#7/NR	Nov. 3 at Jackson
1974	LSU, 24-0	NR/NR	Nov. 2 at Baton Rouge
1975	UM, 17-13	NR/NR	Nov. 1 at Jackson
1976	LSU, 45-0	NR/NR	Oct. 30 at Baton Rouge
1977	LSU, 28-21	NR/NR	Oct. 29 at Jackson
1978	LSU, 30-8	#12/NR	Nov. 4 at Baton Rouge
1979	LSU, 28-24	NR/NR	Nov. 3 at Jackson
1980	LSU, 38-16	NR/NR	Nov. 1 at Baton Rouge
1981	Tie, 27-27	NR/NR	Oct. 31 at Jackson
1982	LSU, 45-8	#13/NR	Oct. 30 at Baton Rouge
1983	UM, 27-24	NR/NR	Oct. 29 at Jackson
1984	LSU, 32-29	#15/NR	Nov. 3 at Baton Rouge
1985	LSU, 14-0	#16/NR	Nov. 2 at Jackson
1986	UM, 21-19	#12/NR	Nov. 1 at Baton Rouge
1987	LSU, 42-13	#5/NR	Oct. 31 at Jackson
1988	LSU, 31-20	#13/NR	Oct. 29 at Baton Rouge
1989	LSU, 35-30	NR/NR	Nov. 4 at Oxford
1990	UM, 19-10	NR/#17	Nov. 3 at Baton Rouge
1991	LSU, 25-22	NR/NR	Nov. 2 at Jackson
1992	UM, 32-0	NR/NR	Oct. 31 at Jackson
1993	LSU, 19-17	NR/NR	Oct. 30 at Baton Rouge
1994	UM, 34-21	NR/NR	Oct. 29 at Oxford
1995	LSU, 38-9	NR/NR	Nov. 11 at Baton Rouge
1996	LSU, 39-7	#17/NR	Nov. 16 at Oxford
1997	UM, 36-21	#8/NR	Oct. 18 at Baton Rouge
1998	UM, 37-31(OT)	NR/NR	Oct. 31 at Oxford
1999	UM, 42-23	NR/NR	Oct. 31 at Baton Rouge
2000	LSU, 20-9	NR/NR	Nov. 11 at Oxford
2001	UM, 35-24	NR/NR	Oct. 27 at Baton Rouge
2002	LSU, 14-13	#21/NR	Nov. 23 at Baton Rouge
2003	LSU, 17-14	#3/#15	Nov. 22 at Oxford
2004	LSU, 27-24	#14/NR	Nov. 20 at Baton Rouge
2005	LSU, 40-7	#4/NR	Nov. 19 at Oxford
2006	LSU, 23-20 (OT)	#9/NR	Nov. 18 at Baton Rouge
2007	LSU, 41-24	#1/NR	Nov. 17 at Oxford
2008	UM, 31-13	#18/NR	Nov. 22 at Baton Rouge
2009	UM, 25-23	#10/RV	Nov. 21 at Oxford
2010	LSU, 43-36	#5/NR	Nov. 20 at Baton Rouge
2011	LSU, 52-3	#1/NR	Nov. 19 at Oxford
2012	LSU, 41-35	#8/NR	Nov. 17 at Baton Rouge
2013	UM, 27-24	#6/NR	Oct. 19 at Oxford
2014	LSU, 10-7	#24/#3	Oct. 25 at Baton Rouge
2015	UM, 38-17	#17/#22	Nov. 21 at Oxford
2016	LSU, 38-21	#25/#23	Oct. 22 at Baton Rouge

At Baton Rouge: LSU leads 40-24-1

At Oxford: LSU leads 9-8-1

At Jackson: LSU leads 9-6-2

At Other Sites: UM leads 3-2-0

Ed Orgeron vs. Ole Miss: 1-0

ALABAMA

Alabama leads 51-25-5



YEAR	RESULTS	AP RANK (LSU/OPP.)	DATE (SITE)
1895	LSU, 12-6	NR/NR	Nov. 18 at Baton Rouge
1902	LSU, 11-0	NR/NR	Nov. 29 at Tuscaloosa
1903	UA, 18-0	NR/NR	Nov. 9 at Tuscaloosa
1904	UA, 11-0	NR/NR	Dec. 1 at Baton Rouge
1907	UA, 6-4	NR/NR	Nov. 23 at Mobile
1909	LSU, 12-6	NR/NR	Nov. 25 at Birmingham
1919	UA, 23-0	NR/NR	Nov. 15 at Baton Rouge
1920	UA, 21-0	NR/NR	Nov. 13 at Tuscaloosa
1921	Tie, 7-7	NR/NR	Oct. 29 at New Orleans
1922	UA, 47-3	NR/NR	Nov. 10 at Tuscaloosa
1923	UA, 30-3	NR/NR	Nov. 16 at Montgomery
1925	UA, 42-0	NR/NR	Oct. 10 at Baton Rouge
1926	UA, 24-0	NR/NR	Oct. 30 at Tuscaloosa
1927	Tie, 0-0	NR/NR	Oct. 8 at Birmingham
1928	UA, 13-0	NR/NR	Dec. 8 at Birmingham
1930	UA, 33-0	NR/NR	Nov. 15 at Montgomery
1944	Tie, 27-27	NR/NR	Sept. 30 at Baton Rouge
1945	UA, 26-7	NR/NR	Oct. 6 at Baton Rouge
1946	LSU, 31-21	#19/NR	Nov. 9 at Baton Rouge
1947	UA, 41-12	NR/#8	Nov. 22 at Tuscaloosa
1948	LSU, 26-6	NR/NR	Nov. 20 at Baton Rouge
1951	LSU, 13-7	NR/NR	Sept. 29 at Mobile
1952	UA, 21-20	NR/NR	Sept. 27 at Baton Rouge
1953	Tie, 7-7	NR/NR	Sept. 26 at Mobile
1954	UA, 12-0	NR/NR	Sept. 25 at Baton Rouge
1957	LSU, 28-0	NR/NR	Sept. 28 at Baton Rouge
1958	LSU, 13-3	#15/NR	Sept. 27 at Mobile
1964	UA, 17-9	#8/#3	Nov. 7 at Birmingham
1965	UA, 31-7	NR/#5	Nov. 6 at Baton Rouge
1966	UA, 21-0	NR/#4	Nov. 5 at Birmingham
1967	UA, 7-6	NR/NR	Nov. 11 at Baton Rouge
1968	UA, 16-7	#20/NR	Nov. 9 at Birmingham

1969	LSU, 20-15	#12/NR	Nov. 8 at Baton Rouge
1970	LSU, 14-9	#11/#19	Nov. 7 at Birmingham
1971	UA, 14-7	#18/#4	Nov. 6 at Baton Rouge
1972	UA, 35-21	#6/#2	Nov. 11 at Birmingham
1973	UA, 21-7	#7/#2	Nov. 22 at Baton Rouge
1974	UA, 30-0	NR/#3	Nov. 9 at Birmingham
1975	UA, 23-10	NR/#5	Nov. 8 at Baton Rouge
1976	UA, 28-17	NR/#15	Nov. 6 at Birmingham
1977	UA, 24-3	#18/#2	Nov. 5 at Baton Rouge
1978	UA, 31-10	#10/#3	Nov. 11 at Birmingham
1979	UA, 3-0	NR/#1	Nov. 10 at Baton Rouge
1980	UA, 28-7	NR/#6	Nov. 8 at Tuscaloosa
1981	UA, 24-7	NR/#4	Sept. 5 at Baton Rouge
1982	LSU, 20-10	#11/#8	Nov. 6 at Birmingham
1983	UA, 32-26	NR/#16	Nov. 10 at Baton Rouge
1984	LSU, 16-14	#12/NR	Nov. 10 at Birmingham
1985	Tie, 14-14	#15/#20	Nov. 9 at Baton Rouge
1986	LSU, 14-10	#18/#6	Nov. 8 at Birmingham
1987	UA, 22-10	#5/#13	Nov. 7 at Baton Rouge
1988	LSU, 19-18	#13/#18	Nov. 5 at Tuscaloosa
1989	UA, 32-16	NR/#4	Nov. 11 at Baton Rouge
1990	UA, 24-3	NR/NR	Nov. 10 at Tuscaloosa
1991	UA, 20-17	NR/#8	Nov. 9 at Baton Rouge
1992	UA, 31-11	NR/#3	Nov. 7 at Baton Rouge
1993	LSU, 17-13	NR/#5	Nov. 6 at Tuscaloosa
1994	UA, 35-17	NR/#6	Nov. 5 at Baton Rouge
1995	UA, 10-3	NR/#16	Nov. 4 at Tuscaloosa
1996	UA, 26-0	#11/#10	Nov. 9 at Baton Rouge
1997	LSU, 27-0	#14/NR	Nov. 8 at Tuscaloosa
1998	UA, 22-16	NR/NR	Nov. 7 at Baton Rouge
1999	UA, 23-17	NR/#12	Nov. 6 at Tuscaloosa
2000	LSU 30-28	NR/NR	Nov. 4 at Baton Rouge
2001	LSU 35-21	NR/NR	Nov. 3 at Tuscaloosa
2002	UA, 31-0	#14/#10	Nov. 16 at Baton Rouge
2003	LSU, 27-3	#3/NR	Nov. 15 at Tuscaloosa
2004	LSU, 26-10	#17/NR	Nov. 13 at Baton Rouge
2005	LSU, 16-13 (OT)	#5/#4	Nov. 12 at Tuscaloosa
2006	LSU, 28-14	#12/NR	Nov. 11 at Baton Rouge
2007	LSU, 41-34	#3/#17	Nov. 3 at Tuscaloosa
2008	UA, 27-21	#15/#1	Nov. 8 at Baton Rouge
2009	UA, 24-15	#9/#3	Nov. 7 at Tuscaloosa
2010	LSU, 24-21	#12/#5	Nov. 6 at Baton Rouge
2011	LSU, 9-6 (OT)	#1/#2	Nov. 5 at Tuscaloosa
2012	UA, 21-0	#1/#2	Jan. 9 at New Orleans (BCS National Championship)
2012	UA, 21-17	#5/#1	Nov. 3 at Baton Rouge
2013	UA, 38-17	#10/#1	Nov. 9 at Tuscaloosa
2014	UA, 20-13 (OT)	#14/#4	Nov. 8 at Baton Rouge
2015	UA, 30-16	#4/#7	Nov. 7 at Tuscaloosa
2016	UA, 10-0	#15/#1	Nov. 5 at Baton Rouge

At Baton Rouge: UA leads 27-9-2

At Tuscaloosa: UA leads 12-9

At Birmingham: UA leads 8-5-1

At Other Sites: UA leads 4-2-2

Ed Orgeron vs. Alabama: 0-4

ARKANSAS

LSU leads 38-22-2



YEAR	RESULTS	AP RANK (LSU/OPP.)	DATE (SITE)
1901	LSU, 15-0	NR/NR	Dec. 5 at Baton Rouge
1906	Tie, 6-6	NR/NR	Nov. 29 at Baton Rouge
1907	LSU, 17-12	NR/NR	Nov. 6 at Baton Rouge
1908	LSU, 36-4	NR/NR	Nov. 26 at Little Rock
1909	UA, 16-0	NR/NR	Nov. 13 at Memphis
1910	UA, 51-0	NR/NR	Nov. 24 at Little Rock
1911	UA, 11-0	NR/NR	Nov. 30 at Little Rock
1912	LSU, 7-6	NR/NR	Nov. 16 at Little Rock
1913	LSU, 12-7	NR/NR	Nov. 8 at Shreveport
1914	UA, 20-12	NR/NR	Nov. 7 at Shreveport
1915	LSU, 13-7	NR/NR	Nov. 5 at Shreveport
1916	LSU, 17-7	NR/NR	Nov. 5 at Shreveport
1917	UA, 14-0	NR/NR	Nov. 3 at Shreveport
1919	LSU, 20-0	NR/NR	Oct. 25 at Shreveport
1920	LSU, 3-0	NR/NR	Nov. 6 at Shreveport
1921	LSU, 10-7	NR/NR	Nov. 5 at Shreveport
1922	UA, 40-6	NR/NR	Oct. 28 at Shreveport
1923	UA, 26-13	NR/NR	Oct. 27 at Shreveport
1924	UA, 10-7	NR/NR	Nov. 1 at Shreveport
1925	UA, 12-0	NR/NR	Oct. 31 at Shreveport
1926	LSU, 14-0	NR/NR	Nov. 6 at Shreveport
1927	UA, 28-0	NR/NR	Oct. 29 at Shreveport
1928	UA, 7-0	NR/NR	Nov. 3 at Shreveport
1929	UA, 32-0	NR/NR	Nov. 2 at Shreveport
1930	LSU, 27-12	NR/NR	Nov. 1 at Shreveport
1931	LSU, 13-6	NR/NR	Oct. 24 at Shreveport



D.J. Chark

1932	LSU, 14-0	NR/NR	Oct. 22 at Shreveport
1933	LSU, 20-0	NR/NR	Oct. 21 at Shreveport
1934	LSU, 16-0	NR/NR	Oct. 20 at Shreveport
1935	LSU, 13-7	NR/NR	Oct. 19 at Shreveport
1936	LSU, 19-7	#13/NR	Oct. 24 at Shreveport
1947	Tie, 0-0	NR/NR	Jan. 1 at Dallas (Cotton Bowl)
1953	LSU, 9-8	NR/NR	Nov. 21 at Little Rock
1954	LSU, 7-6	NR/#9	Nov. 20 at Shreveport
1955	LSU, 13-7	NR/NR	Nov. 19 at Little Rock
1956	LSU, 21-7	NR/NR	Nov. 24 at Shreveport
1966	LSU, 14-7	NR/#2	Jan. 1 at Dallas (Cotton Bowl)
1992	UA, 30-6	NR/NR	Nov. 27 at Fayetteville
1993	UA, 42-24	NR/NR	Nov. 27 at Baton Rouge
1994	LSU, 30-12	NR/NR	Nov. 26 at Little Rock
1995	LSU, 28-0	NR/#14	Nov. 18 at Baton Rouge
1996	LSU, 17-7	#19/NR	Nov. 29 at Little Rock
1997	LSU, 31-21	#17/NR	Nov. 28 at Baton Rouge
1998	UA, 41-14	NR/#13	Nov. 27 at Little Rock
1999	LSU, 35-10	NR/#17	Nov. 26 at Baton Rouge
2000	UA, 14-3	#24/NR	Nov. 24 at Little Rock
2001	LSU, 41-38	NR/#24	Nov. 23 at Baton Rouge
2002	UA, 21-20	#18/NR	Nov. 29 at Little Rock
2003	LSU, 55-24	#3/NR	Nov. 28 at Baton Rouge
2004	LSU, 43-14	#14/NR	Nov. 26 at Little Rock
2005	LSU, 19-17	#3/NR	Nov. 25 at Baton Rouge
2006	LSU, 31-26	#9/#5	Nov. 24 at Little Rock
2007	UA, 50-48 3ot	#1/NR	Nov. 23 at Baton Rouge
2008	UA, 31-30	NR/NR	Nov. 28 at Little Rock
2009	LSU, 33-30 OT	#17/NR	Nov. 28 at Baton Rouge
2010	UA, 31-23	#6/#13	Nov. 27 at Little Rock
2011	LSU, 41-17	#1/#3	Nov. 25 at Baton Rouge
2012	LSU, 20-13	#8/NR	Nov. 23 at Fayetteville
2013	LSU, 31-27	#15/NR	Nov. 29 at Baton Rouge
2014	UA, 17-0	#20/NR	Nov. 15 at Fayetteville
2015	UA, 31-14	#9/NR	Nov. 14 at Baton Rouge
2016	LSU, 38-10	#19/NR	Nov. 12 at Fayetteville

At Baton Rouge: LSU leads 11-3-1
 At Fayetteville: Tied 2-2
 At Little Rock: LSU leads 8-7
 At Shreveport: LSU leads 16-9
 At Other Sites: Tied 1-1-1
 Ed Orgeron vs. Arkansas: 1-3

TENNESSEE

Tennessee leads 20-9-3



YEAR	RESULTS	AP RANK (LSU/OPP.)	DATE (SITE)
1925:	Tie, 0-0	NR/NR	Oct. 24 at Knoxville
1926	UT, 14-7	NR/NR	Oct. 9 at Baton Rouge
1933	LSU, 7-0	NR/NR	Dec. 2 at Baton Rouge
1934	UT, 19-13	NR/NR	Dec. 8 at Knoxville
1938	UT, 14-6	NR/#8	Oct. 29 at Knoxville
1939	UT, 20-0	#18/#1	Nov. 4 at Baton Rouge
1940	UT, 28-0	NR/#7	Nov. 2 at Knoxville

1941	UT, 13-6	NR/NR	Nov. 1 at Baton Rouge
1942	UT, 26-0	#19/#20	Oct. 31 at Knoxville
1944	UT, 13-0	NR/#16	Nov. 4 at Baton Rouge
1952	UT, 22-3	NR/#8	Nov. 8 at Baton Rouge
1953	UT, 32-14	NR/NR	Nov. 7 at Knoxville
1959	UT, 14-13	#1/#13	Nov. 7 at Knoxville
1964	Tie, 3-3	#7/NR	Oct. 24 at Baton Rouge
1967	UT, 17-14	NR/#4	Oct. 28 at Knoxville
*1972	UT, 24-17	#10/#11	Dec. 30 at Houston
1974	LSU, 20-10	NR/NR	Oct. 12 at Baton Rouge
1975	UT, 24-10	NR/#19	Oct. 4 at Knoxville
1982	Tie, 24-24	#18/NR	Oct. 9 at Baton Rouge
1983	UT, 20-6	NR/NR	Oct. 8 at Knoxville
1988	LSU, 34-9	#9/NR	Sept. 17 at Knoxville
1989	UT, 45-39	NR/#11	Oct. 28 at Baton Rouge
1992	UT, 20-0	NR/#7	Oct. 3 at Baton Rouge
1993	UT, 42-20	NR/#13	Sept. 25 at Knoxville
2000	LSU, 38-31(OT)	NR/#11	Sept. 30 at Baton Rouge
2001	UT, 26-18	#14/#7	Sept. 29 at Knoxville
#2001	LSU, 31-20	#21/#2	Dec. 8 at Atlanta
2005	UT, 30-27 (OT)	#4/#10	Sept. 26 at Baton Rouge
2006	LSU, 28-24	#13/#8	Nov. 4 at Knoxville
#2007	LSU, 21-14	#5/#14	Dec. 1 at Atlanta
2010	LSU, 16-14	#12/NR	Oct. 2 at Baton Rouge
2011	LSU, 38-7	#1/NR	Oct. 15 at Knoxville

* - Bluebonnet Bowl
 # - SEC Championship Game

At Baton Rouge: UT leads, 8-4-2
 At Knoxville: UT leads, 11-3-1
 At Neutral Sites: LSU leads 2-1
 Ed Orgeron vs. Tennessee: 0-1

TEXAS A&M

LSU leads 32-20-3



YEAR	RESULTS	AP RANK (LSU/OPP.)	DATE (SITE)
1899	A&M, 52-0	NR/NR	Dec. 2 at College Station
1906	A&M, 21-12	NR/NR	Nov. 19 at Baton Rouge
1907	A&M, 11-5	NR/NR	Oct. 21 at College Station
1908	LSU, 26-0	NR/NR	Oct. 17 at New Orleans
1913	Tie, 7-7	NR/NR	Nov. 27 at Houston
1914	A&M, 63-9	NR/NR	Oct. 31 at Dallas
1916	LSU, 13-0	NR/NR	Oct. 14 at Galveston
1917	A&M, 27-0	NR/NR	Oct. 27 at San Antonio
1920	Tie, 0-0	NR/NR	Oct. 16 at College Station
1921	LSU, 6-0	NR/NR	Oct. 15 at Baton Rouge
1922	A&M, 47-0	NR/NR	Oct. 20 at College Station
1923	A&M, 28-0	NR/NR	Oct. 20 at Baton Rouge
1942	LSU, 16-7	NR/NR	Sept. 26 at Baton Rouge
1943	A&M, 28-13	#17/NR	Oct. 9 at Baton Rouge
1944	LSU, 19-14	NR/NR	Jan. 1 at Miami (Orange Bowl)
1945	LSU, 31-12	NR/#17	Oct. 13 at Baton Rouge
1946	LSU, 33-9	#13/NR	Oct. 12 at Baton Rouge

1947	LSU, 19-13	NR/NR	Oct. 11 at Baton Rouge
1948	LSU, 14-13	NR/NR	Oct. 9 at Baton Rouge
1949	LSU, 34-0	NR/NR	Oct. 8 at Baton Rouge
1955	A&M, 28-0	#16/NR	Sept. 24 at Dallas
1956	A&M, 9-6	NR/#9	Sept. 29 at Baton Rouge
1960	LSU, 9-0	NR/NR	Sept. 17 at Baton Rouge
1961	LSU, 16-7	NR/NR	Sept. 30 at Baton Rouge
1962	LSU, 21-0	#5/NR	Sept. 22 at Baton Rouge
1963	LSU, 14-6	NR/NR	Sept. 21 at Baton Rouge
1964	LSU, 9-6	NR/NR	Sept. 19 at Baton Rouge
1965	LSU, 10-0	#8/NR	Sept. 18 at Baton Rouge
1966	Tie, 7-7	NR/NR	Oct. 8 at Baton Rouge
1967	LSU, 17-6	NR/NR	Sept. 30 at Baton Rouge
1968	LSU, 13-12	#20/#13	Sept. 21 at Baton Rouge
1969	LSU, 35-6	NR/NR	Sept. 20 at Baton Rouge
1970	A&M, 20-18	#12/NR	Sept. 19 at Baton Rouge
1971	LSU, 37-0	NR/NR	Sept. 18 at Baton Rouge
1972	LSU, 42-17	#8/NR	Sept. 23 at Baton Rouge
1973	LSU, 28-23	#11/NR	Sept. 22 at Baton Rouge
1974	A&M, 21-14	#7/NR	Sept. 21 at Baton Rouge
1975	A&M, 39-8	NR/#11	Sept. 20 at Baton Rouge
1986	LSU, 35-17	#14/#7	Sept. 13 at Baton Rouge
1987	LSU, 17-3	#6/#15	Sept. 5 at College Station
1988	LSU, 27-0	#17/#11	Sept. 3 at Baton Rouge
1989	A&M, 28-16	#7/NR	Sept. 2 at College Station
1990	LSU, 17-8	NR/#11	Sept. 29 at Baton Rouge
1991	A&M, 45-7	NR/#20	Sept. 14 at College Station
1992	A&M, 31-22	NR/#7	Sept. 5 at Baton Rouge
1993	A&M, 24-0	NR/#5	Sept. 4 at College Station
1994	A&M, 18-13	NR/#15	Sept. 3 at Baton Rouge
1995	A&M, 33-17	NR/#3	Sept. 2 at College Station
2010	LSU, 41-24	#11/#18 Jan. 7	at Arlington (Cotton Bowl)
2012	LSU, 24-19	#6/#20	Oct. 20 at College Station
2013	LSU, 34-10	#18/#9	Nov. 23 at Baton Rouge
2014	LSU, 23-17	NR/NR	Nov. 27 at College Station
2015	LSU, 19-7	NR/NR	Nov. 28 at Baton Rouge
2016	LSU, 54-39	#25/#22	Nov. 24 at College Station

At Baton Rouge: LSU leads 24-10-1
 At College Station: Texas A&M leads 7-4-1
 At Other Sites: LSU leads 4-3-1
 Ed Orgeron vs. Texas A&M: 1-0

SEC CHAMPIONSHIP GAME



YEAR	RESULTS	DATE (SITE)
2001	#21 LSU def. #2 Tennessee	Dec. 8 (Atlanta, Ga. – Georgia Dome)
2003	#3 LSU def. #5 Georgia	Dec. 6 (Atlanta, Ga. – Georgia Dome)
2005	#13 Georgia def. #3 LSU	Dec. 3 (Atlanta, Ga. – Georgia Dome)
2007	#5 LSU def. #14 Tennessee	Dec. 1 (Atlanta, Ga. – Georgia Dome)
2011	#1 LSU def. #12 Georgia	Dec. 3 (Atlanta, Ga. – Georgia Dome)

LSU Record in SEC Championship Game: 4-1



48 DONNIE ALEXANDER

Linebacker • 6-1 • 230 • Sr. • 3L
New Orleans, La. | Edna Karr High School

Enters 2017 as the starting middle linebacker for the Tigers ... Started final two games of the 2016 season at middle linebacker in place of an injured Kendell Beckwith and helped the Tigers limit Louisville and its Heisman Trophy quarterback Lamar Jackson without a touchdown in LSU's 29-9 win in the Citrus Bowl ... Saw most of his action on special teams during first three seasons at LSU ... Possesses tremendous quickness and outstanding athletic ability ... Has played in 37 games with three starts for the Tigers ... For career, has 58 tackles, one fumble recovery and one interception ... Has been a special teams standout during his first three years with the Tigers.

JUNIOR SEASON (2016)

Played in all 12 games with two starts ... Started wins over Texas A&M and Louisville in the Citrus Bowl in place of an injured Kendell Beckwith ... Saw extended action against Florida ... Finished year with 45 tackles, two quarterback hurries, one pass breakup and an interception ... Tied a career-high with eight tackles against Florida ... Other eight-tackle game came in win over Jacksonville State in home opener ... Had five tackles in win over Texas A&M ... Closed out season with four tackles against Louisville in the Citrus Bowl ... In that game, LSU held Heisman Trophy quarterback Lamar Jackson without a TD for the first time all season ... Other four-tackle games came against Mississippi State, Missouri and Southern Miss ... Against Arkansas, intercepted a pass in the first quarter and returned it 14 yards to the Razorback 18-yard line, setting up an LSU touchdown.

SOPHOMORE SEASON (2015)

Played in 12 games with one start ... First start of career came in place of Deion Jones in win over Syracuse ... Had one tackle in road win over Syracuse ... Saw most of his action on special teams ... Recorded 12 total tackles ... Had career-best three tackles in wins over Eastern Michigan and Western Kentucky ... Recovered a fumble on kickoff coverage in the third quarter against Ole Miss that led to an LSU touchdown six plays later that pulled the Tigers to within 24-17.

TRUE FRESHMAN SEASON (2014)

Played in 12 games with most of his action coming on special teams as a true freshman in 2014 ... One of 17 true freshmen to see game action for LSU ... Played in every contest except for the Florida game ... Finished with one tackle, which came in road win over Texas A&M ... Backup linebacker on defense for the Tigers.

HIGH SCHOOL

Rated a four-star prospect by ESPN.com ... A composite three-star recruit by 247Sports and ranked as the 19th overall outside linebacker prospect by ESPN.com ... Finished his senior season with 97 tackles, six sacks and two interceptions ... Racked up 137 tackles as a junior ... Participated in the Offense-Defense All-American Bowl ... Ranked as the 17th best prospect in Louisiana by ESPN and the No. 22 Louisiana prospect by 247Sports ... A member of the ESPN 300 ... Honored on the Baton Rouge Advocate Second Dozen ... Coached by Nathaniel Jones.

PERSONAL

Parents are Nicole Charles and Donnie Alexander Sr. ... Born Nov. 10, 1995 ... Majoring in engineering.

DONNIE ALEXANDER'S CAREER HIGHS

Total tackles: 8, twice (Last: vs. Florida, 2016; First: vs. Jacksonville State, 2016)
Tackles for loss: 0.5 vs. Jacksonville State, 2016
Interceptions: 1 at Arkansas, 2016
Pass Breakups: 1, twice (Last: at Texas A&M, 2016; First: vs. Southern Miss, 2016)

	G-GS	UT	AT	TT	TFL	Sacks	PBU	QBH	INT	FF	FR
2014	12-0	0	1	1	0-0	0-0	0	0	0-0	0	0-0
2015	12-1	6	6	12	0-0	0-0	0	0	0-0	0	1-0
2016	12-2	12	29	41	0.5-1	0-0	2	2	1-14	0	0-0
Total	36-3	18	36	54	0.5-1	0-0	2	2	1-14	0	1



95 ED ALEXANDER

Nose Tackle • 6-3 • 339 • So. • 1L
Hammond, La. | St. Thomas Aquinas High School

2016 SEC All-Freshman Team

Talented defensive lineman who stepped in and made immediate contributions as a true freshman ... Will be counted on for more production in 2017 due to the departure of two starters on the defensive front ... Emerged from spring practice in a battle with senior Greg Gilmore for the starting position at nose tackle in LSU's 3-4 alignment ... Will also see action at defensive tackle when the Tigers go to a 4-3 scheme.

TRUE FRESHMAN SEASON (2016)

Named to the SEC All-Freshman Team in 2016 ... Played in 11 games, finishing with 13 tackles and 0.5 tackles for loss ... Had at least one tackle in nine of the 11 games in which he appeared ... Had season-highs of two tackles in four occasions (at Auburn, vs. Southern Miss, vs. Ole Miss, vs. Florida) ... Tackle for loss came in win over Southern Miss ... Had a solo tackle in Citrus Bowl win over Louisville.

HIGH SCHOOL

Powerful interior lineman considered one of the best defensive tackles in high school football in 2015 ... Consensus four-star prospect according to ESPN, Scout, Rivals, and 247Sports ... Ranked No. 74 in ESPN 300 and is listed as the sixth-best player in Louisiana by ESPN ... Ranked as the No. 9 recruit in the Louisiana and rated as the No. 14 defensive tackle per Rivals ... Wrapped up his senior campaign totaling 25 tackles for loss and 12.5 sacks ... Selected to the first team All-USA Louisiana defense and was named first team 2A all-state in 2015 ... Helped team to a 12-1 overall mark and to the semifinals of the Louisiana Division III playoffs in 2015 ... Participated in the 2016 Under Armour Game ... Named to the Baton Rouge Advocate Super Dozen following senior season ... Coached by John White.

PERSONAL

Mother is Stephanie Pool ... Born Dec. 28, 1996.

ED ALEXANDER'S CAREER HIGHS

Total tackles: 2, 4x (Last: vs Florida, 2016; First: at Auburn, 2016)
Tackles for loss: 0.5 vs. Southern Miss, 2016

	G-GS	UT	AT	TT	TFL	Sacks	PBU	QBH	INT	FF	FR
2016	10-0	5	7	12	0.5-1	0-0	0	0	0	0	0
Totals	10-0	5	7	12	0.5-1	0-0	0	0	0	0	0



11 DEE ANDERSON

Wide Receiver • 6-6 • 223 • So. • 1L
DeSoto, Texas | DeSoto High School

Talented wide receiver who will be counted on to bolster depth at wide receiver in 2017 ... Played in 11 games with two starts as a true freshman in 2016 ... Enrolled at LSU in January of 2016 and took part in spring practice.

TRUE FRESHMAN SEASON (2016)

Played in 11 games with two starts ... Finished year with four receptions for 73 yards ... Averaged 18.2 yards a catch ... Hauled in a 42-yard reception from Danny Etling in the fourth quarter against Texas A&M that set up an LSU touchdown ... Caught two passes for 59 yards against the Aggies ... The week prior, had two receptions for 14 yards against Florida.

HIGH SCHOOL

Unanimous four-star recruit on Rivals, Scout, 247Sports, and ESPN ... Ranked as the No. 19 prospect in Texas according to Rivals and ranked 187th nationally in the ESPN 300 ... Caught 46 passes for 748 yards and 14 touchdowns as a junior at West Mesquite (Texas) High School ... Transferred to DeSoto High School for his senior season where he was coached by Todd Peterman.

PERSONAL

Mother is Michelle Anderson ... Born Oct. 6, 1997.

	G-GS	Rec.	Yds	TD	Long
2016	11-2	4	73	0	42
Total	11-2	4	73	0	42



46 ANDRE ANTHONY

Outside Linebacker • 6-5 • 242 • Fr. • RS
New Orleans, La. | Edna Karr High School

Pass rushing threat on the edge for the Tigers as either an outside linebacker or defensive end ... Has tremendous quickness ... Sat out last season and turned heads with an outstanding spring ... Goes into August in position to see playing time for the Tigers in 2017.

TRUE FRESHMAN SEASON (2016)


Redshirted as a true freshman in 2016.

HIGH SCHOOL

Ranked as the 15th best weak-side defensive end and the 12th best player in the state of Louisiana according to 247Sports... Previously enrolled at Miller-McCoy Academy, Anthony led them to two consecutive District 10-3A titles before transferring to Edna Karr for his senior campaign... A participant in the Under Armour All-American Game ... Listed as a consensus four-star prospect from ESPN, 247Sports, Rivals, and Scout...Compiled 56 total tackles and eight sacks as a senior in 2015 ... His efforts led Karr to the 2015 4A State Championship Game, where they fell to fellow LSU signee Rashard Lawrence and Neville High School ... Coached by Brice Brown.

PERSONAL

Mother is Anna Anthony ... Born Nov. 21, 1996.



26 JOHN BATTLE

Safety • 6-3 • 201 • Jr. • 2L
Hallandale, Fla. | Hallandale High School

One of the veterans in the secondary for the Tigers in 2017 ... Took over as a starter at free safety six games into the 2016 when Rickey Jefferson went down with a season-ending injury ... LSU didn't miss a beat as the Tigers went 5-2 with Battle in the lineup ... Versatile player with high football IQ ... Can play either safety spot ... Listed as a junior again in 2017 after gaining another year of eligibility due to being granted a medical redshirt for 2014 season ... Took up photography as a hobby during the offseason and is rarely seen without his camera ... Has taken pictures as a member of the "media" at numerous LSU sporting events ... For career, has played in 25 games with seven starts ... Has 44 tackles, one interception and five pass breakups to his credit.

JUNIOR SEASON (2016)

Played in all 12 games, starting the final seven games of the season ... Finished with 39 tackles (21 solo) to go along with four pass breakups ... Stepped in at free safety when Rickey Jefferson went down with a season-ending injury the week of the Southern Miss game ... Played alongside first-round draft pick and All-America Jamal Adams at safety ... Recorded career-best eight tackles vs. Florida ... Closed year with five tackles and two pass breakups in Citrus Bowl win over Louisville, a game where the Tigers held Heisman Trophy quarterback Lamar Jackson without a rushing or passing TD for the only time in 2016 ... Had four tackles in first career start – a 42-10 win over Southern Miss ... Followed that with four tackles against both Ole Miss and Alabama ... Added five tackles in road win over Arkansas.

SOPHOMORE SEASON (2015)

Saw action in all 12 games, primarily playing on special teams ... Recorded five tackles on the season ... Made his first career interception in a victory against South Carolina ... Broke up a pass in a win over Florida.

TRUE FRESHMAN SEASON (2014)

Played in one game with no starts ... Action came in home-opener against Sam Houston State ... Did not record any stats in that game ... Was one of 17 true freshmen to see the field in 2014.

HIGH SCHOOL

A four-star recruit by Rivals.com and 247Sports ... Listed as the No. 18 safety prospect in the nation by 247Sports and the No. 20 cornerback prospect by Rivals ... Tallied 95 tackles and two interceptions returned for touchdowns as a senior ... Ranked as the fifty-first overall prospect in Florida by 247Sports composite rankings ... A member of the Rivals 250... Coached by Dameon Jones.

PERSONAL

Parents are Roneeka Person and John Battle ... Born Aug. 21, 1995 ... Majoring in sports administration.

JOHN BATTLE'S CAREER HIGHS

Total tackles: 8 vs. Florida, 2016

Interceptions: 1 vs. South Carolina, 2015

Pass Breakups: 2 vs. Louisville, 2016

	G-GS	UT	AT	TT	TFL	Sacks	PBU	QBH	INT	FF	FR
2014	1-0	0	0	0	0-0	0-0	0	0	0-0	0	0-0
2015	12-0	1	4	5	0-0	0-0	1	1	1-0	1	0-0
2016	12-7	17	17	34	0-0	0	2	0	0-0	0	0-0
Total	25-7	18	21	39	0-0	0	3	1	1-0	1	0-0



15 MYLES BRENNAN

Quarterback • 6-4 • 193 • Fr. • HS
Long Beach, Miss. | St. Stanislaus High School

HIGH SCHOOL

One of the top quarterback prospects in the country ... Pocket passer who has impressive arm strength and accuracy ... Consensus four-star prospect by all major sites ... Ranks as the No. 4 pocket passer by ESPN ... Listed as the No. 6 pro-style quarterback in the 247Sports composite rankings ... Holds the Mississippi high school career records for total offense (16,168 yards), passing touchdowns (166) and passing yards (15,138) ... Completed 275-of-399 passes for 3,982 yards with 48 touchdowns and only three interceptions as senior ... Did not record an interception until the postseason of his senior campaign ... Led the offense with 455 yards rushing and nine touchdowns during his senior season ... Passed for 5,248 yards, 53 touchdowns and eight interceptions in 15 games as a junior ... Broke the St. Stanislaus College single-season record for passing yards and touchdowns during his sophomore campaign as he completed 409-of-582 passes for 5,797 yards and 64 touchdowns with only 14 interceptions ... Led St. Stanislaus to consecutive appearances in the 2014 and 2015 Class 4A state championship game ... Received the inaugural Mississippi Class 4A Mr. Football in 2016 ... Named the Biloxi Sun Herald Player of the Year in 2014, 2015 and 2016, becoming the first football player to earn the honor in three consecutive seasons ... Invited to compete in the Under Armour All-American game and served as a team captain where he led all passers in the game, completing 7-of-13 passes for 111 yards and one touchdown ... Competed in the Elite 11 in the summer of 2016 at Redondo Beach, California, and finished second in the nation's premier quarterback competition to qualify to participate in Nike's The Opening in Oregon ... Competed in the Mississippi-Alabama All Star Game in 2016 ... Rated as high as the No. 96 player by ESPN ... Listed in the top-300 by Scout, Rivals and 247Sports ... A member of the Clarion Ledger's Dandy Dozen ... Amassed a 34-8 record in three seasons with 16,168 total yards and 188 total touchdowns ... Coached by Bill Conides.

PERSONAL

Parents are Megan and Owen Brennan ... Born March 2, 1999 ... Another member of LSU's signing class who's family was impacted by Hurricane Katrina in 2005 ... Was living in Bay St. Louis, Miss., when Katrina hit ... His dad Owen played linebacker at Tulane and his mom Megan was the first female to earn an athletic scholarship for the Green Wave, playing both volleyball and basketball ... Has two older brothers, Bo and Hunter ... Majoring in construction management.



4 NICK BROSSETTE

Running Back • 6-1 • 209 • Jr. • 2L
Baton Rouge, La. | University High School

Enters third season with the Tigers in 2017 and in line for more playing time this year ... Talented local product who has shown the ability to bulldoze over would-be tacklers but also has the shiftness to cut runs outside ... Returned to full strength in 2016 after suffering a season-ending injury against Ole Miss ... Louisiana high school record holder for most rushing touchdowns in a four-year span with 141, which broke the previous record of 118 touchdowns held by former LSU running back Kenny Hilliard ... Has played in 21 games with 210 rushing yards.

SOPHOMORE SEASON (2016)

Played in 12 games with no starts ... Saw majority of his action on special teams, where he recorded seven tackles ... Rushed 15 times for 145 yards ... Averaged 9.7 yards per carry ... Also returned three kickoffs for 57 yards (19.0 average) ... Had career-long 60-yard rush in win over Missouri ... Finished Missouri game with 73 yards on five carries ... Added 32 yards on five carries in win over Arkansas ... Rushed for 40 yards on five attempts in home opener against Jacksonville State ... Had three special teams tackles in win over Southern Miss ... Of his 15 carries, six resulted in first downs and four went for 10 yards or more (18-yard run vs. Jacksonville State; 60-yard run vs. Missouri; 16 and 12-yard runs at Arkansas).

FRESHMAN SEASON (2015)

Played in nine games as a member of special teams units as well as spot duty as a running back ... Carried the ball 12 times for 65 yards and made one catch out of the backfield ... On special teams recorded three tackles and also forced a fumble and recovered a fumble ... Suffered a season-ending injury during the Ole Miss game and did not return that season ... Forced a fumble on kickoff coverage at Ole Miss ... Came in late against Western Kentucky and picked up 23 yards on three carries ... On special teams against WKU he recovered a fumble and was credited with a solo tackle ... Saw his first action as a Tiger against Auburn when he rushed for 13 yards and caught one pass.

HIGH SCHOOL

Five-year varsity starter at running back for University High School ... Led team to state title as a senior in 2014 where he was named the Most Outstanding Player of the championship game ... Rushed for a state title game record 272 yards and three touchdowns on 37 carries in 46-32 win over Parkview Baptist in championship game ... Team went 13-1 and lost in state title game as a junior ... In five years as a starter, helped his team post a combined record of 57-9 ... Ranked as a four-star prospect by 247Sports and ESPN and was given a three-star ranking by Rivals ... Holds the Louisiana state record for most rushing touchdowns in a four-year span with 141, which broke the previous record of 118 touchdowns held by former LSU running back Kenny Hilliard ... Rushed for 2,321 yards and 31 touchdowns as a senior, 2,188 yards and 37 touchdowns as a junior, 2,130 yards and 44 touchdowns as a sophomore, 1,551 yards and 29 touchdowns as a freshman, and 1,024 yards and 22 touchdowns as an eighth grader playing on varsity ... Ranked as high as the No. 12 running back in the country and No. 6 prospect from Louisiana by ESPN ... Member of the ESPN 300 and the 247Sports Top 247 ... Selected to play in the Under Armour All-American game and participated in Nike's The Opening camp for the nation's top recruits ... Named the recipient of the 2015 Warrick Dunn Award, the 2014 WBRZ Fan's Choice Award, 2014 All-State Outstanding Offensive Performer, and 2014 MaxPreps Medium Schools All-American ... Coached by Chad Mahaffey.

PERSONAL

Mother is Rita Brossette ... Born March 2, 1996 ... Majoring in sport administration.

NICK BROSSETTE'S CAREER RUSHING HIGHS

Attempts: 5, three times (Last: vs. Arkansas, 2016; First: vs. Jacksonville State, 2016)
Yards: 73 vs. Missouri, 2016
Touchdowns: 0
Long: 60 vs. Missouri, 2016

NICK BROSSETTE'S CAREER RECEIVING HIGHS

Receptions: 1 vs. Auburn, 2015
Yards: -1 vs. Auburn, 2015
Long: 0
Touchdowns: 0

Rushing	G-GS	ATT	YDS.	TD	Long
2015	9-0	12	65	0	10
2016	12-0	15	146	0	60
Total	20-0	27	210	0	60

Receiving	G-GS	REC.	YDS.	TD	Long
2015	9-0	1	-1	0	-1
2016	11-0	0	0	0	0
Total	20-11	1	-1	0	-1



78 GARRETT BRUMFIELD

Offensive Guard • 6-3 • 305 • Jr. • 2L
Baton Rouge, La. | University High School

A likely starter on the offensive line for the Tigers in 2017 ... Possesses tremendous strength along with outstanding technique ... For career, has played in 23 games with no starts ... Has seen action on 160 offensive snaps during career with five knockdown blocks.

SOPHOMORE SEASON (2016)

Played in all 12 games ... Saw action in every game on special teams and saw snaps on the offensive line in eight games ... For season, played 150 offensive snaps, including a career-high 49 in a win over Missouri ... Concluded year with three knockdown blocks and two "great effort" plays ... Did not allow a sack and was whistled for just one penalty in the eight contests on the offensive line ... Played 31 snaps with two knockdown blocks against Arkansas and logged 25 plays against Auburn ... Only games in which he didn't see action on offensive line came vs. Wisconsin, Alabama, Florida and Texas A&M.

REDSHIRT FRESHMAN SEASON (2015)

Played in the final 11 games of the season as he lined up on LSU's point after touchdown attempts ... Saw action on the offensive line against Eastern Michigan and South Carolina, playing five snaps against each team ... Recorded two knockdown blocks versus Eastern Michigan.

FRESHMAN SEASON (2014)

Redshirted as a true freshman for LSU in 2014.

HIGH SCHOOL

A consensus four-star rated prospect by ESPN.com, Rivals.com, 247Sports and Scout.com ... Ranked as the No. 1 offensive guard in the country by ESPN ... Named to the USA Today All-USA Second Team ... Rated as high as the No. 52 overall recruit in the nation, regardless of position, by 247Sports and No. 54 by ESPN ... Earned first team All-State honors as both a junior and senior ... Member of the Rivals 250, 247Sports Top 247, ESPN 300 and Scout 300 ... Named an Under Armour All-American and participated in the all-star game ... A senior leader and an anchor on the offensive line for a U-High team that advanced to the state championship game and finished with a 13-1 record in 2013 ... Member of the Baton Rouge Advocate Super Dozen ... Coached by Chad Mahaffey.

PERSONAL

Parents are Geneva and Paul Brumfield ... Born June 23, 1996 ... Hobbies include spray paint art, something he picked up while in art class as a junior at University High School ... Majoring in sport administration.



71 DONAVAHN CAMPBELL

Offensive Guard • 6-4 • 344 • So. • 1L
Ponchatoula, La. | Ponchatoula High School

Young and talented offensive line prospect that goes into 2017 vying for playing time ... Versatile and athletic lineman who had success on both sides of the ball in high school ... Played in four games during his true freshman season for the Tigers in 2016.

TRUE FRESHMAN SEASON (2016)

Played in four games, all in a backup role as a true freshman ... Saw action against Jacksonville State (9 plays), Missouri (7 plays), Southern Miss (1 play) and Arkansas (5 plays) ... Recorded three knockdown blocks, two coming against Jacksonville State.

HIGH SCHOOL

The top offensive guard prospect in the state of Louisiana as a senior in 2015 ... four-star rating from ESPN, Scout, Rivals and 247Sports ... Played defensive tackle primarily for first two years of high school before switching to the offensive line as a junior and senior ... Helped Ponchatoula High School to a 9-4 overall record and advance to the quarterfinals of the Louisiana 5A playoffs in 2015 ... Ponchatoula upset top-ranked West Monroe in the second round of the high school playoffs in 2015 ... Rated as the No. 11 player in Louisiana according to ESPN ... Also ranked in the ESPN 300 ... Graded as the No. 11 player in Louisiana per Rivals ... Member of the Advocate Super Dozen ... Selected to the All-USA Louisiana First Team Offense ... Coached by Hank Tierney.

PERSONAL

Mother is Lakeasha Campbell ... Born July 28, 1998 ... Brother Christian is a defensive back for Georgia Tech ... Majoring in interdisciplinary studies.

**44 TORY CARTER**

Fullback • 6-1 • 258 • Fr. • HS
Leesburg, Ga. | Lee County High School

HIGH SCHOOL

Consensus three-star prospect by all major sites ... Listed as the No. 1 fullback by Scout.com and the No. 3 fullback by 247Sports ... Massive contributor to the Lee County High School team on both sides of the ball ... Served as the dominant lead blocker on offense ... Also played defensive end where he recorded 52 tackles, including 11 for loss, and nine sacks during his senior season ... Named to the Albany Herald All-Area first team ... Earned a spot on Region 1-6A's defensive first team ... Coached by Dean Fabrizio.

PERSONAL

Parents are Robin and James Carter ... Born March 16, 1999 ... Majoring in sport administration.

**4 K'LAVON CHAISSON**

Outside Linebacker • 6-4 • 240 • Fr. • HS
Houston, Texas | North Shore High School

HIGH SCHOOL

One of the top defensive ends in the country who is expected to play edge rusher/ outside linebacker in college ... Considered a raw talent as he only played two seasons of varsity football in high school ... A five-star recruit by Scout ... Rated as a four-star prospect by 247Sports, ESPN and Rivals ... No. 34 on the ESPN 300 list and ranked by the site as the fourth-best prospect at his position and seventh-best in the state of Texas ... Ranked at No. 33 and No. 37 overall by Scout and 247Sports respectively ... The nation's No. 5-rated weak side linebacker ... Played key role in North Shore's state title win over Austin's Westlake in 2015 ... Earned defensive MVP honors in the 6A Division I state title game, a contest that he helped save in overtime when he sniffed out a jet sweep-pass on fourth-and-goal ... He also had a forced fumble, two sacks, and four tackles for loss in the title game ... Named to the Texas AP 6A All-State team ... Finished his senior season with 50 tackles, 13 tackles for loss, state-leading 15.5 sacks and three forced fumbles ... Graduated high school with a 3.3 grade point average ... Coached by John Kay.

PERSONAL

First name is pronounced KAY-Luh-Vahn ... Born July 25, 1999 ... Majoring in business administration.

**7 DJ CHARK**

Wide Receiver • 6-4 • 198 • Sr. • 2L
Alexandria, La. | Alexandria High School

An explosive receiver who has the ability score each time he touches the football ... A deep threat who can also be used in the running game ... Will be LSU's "go-to" receiver in 2017 as his combination of speed, precise route-running and pass-catching ability make him one of the top receivers in college football this year ... Is the only player in LSU history to score on a running play and passing play of 75 yards or more ... Scored on a 79-yard touchdown run in what was his first career touch in the 2015 Texas Bowl win over Texas Tech ... Caught an 80-yard TD pass against Southern Miss in 2016 ... For career, has played in 23 games with six starts ... Has 26 career receptions for 477 yards and three touchdowns ... Added another 201 rushing yards and three touchdowns ... Has a career average of 17.4 yards every time he touches the football (39 total touches for 678 yards) ... Switches to jersey No. 7 this year after wearing No. 82 for the past two seasons.

JUNIOR SEASON (2016)

Played in 12 games with six starts ... Finished third on team in receptions (26), second in receiving yards (466) and tied for team-high honors in receiving touchdowns (3) ... Averaged 17.9 yards per reception ... Added another 122 rushing yards on 12 carries, an average of 10.2 yards a carry ... Scored two rushing TDs ... Caught three passes in seven games and had a pair of receptions in two other contests ... Scored a rushing and receiving touchdown in a win over Southern Miss ... Scored on a 19-yard run in the first quarter against Southern Miss and then added an 80-yard reception from Danny Etling in the third quarter ... First career receiving TD came on a 37-yard pass from Etling in first quarter of win over Mississippi State in what was his first career start ... Had three catches for 45 yards against Ole Miss, which included a 40-yard TD reception ... Added a 40-yard reception against Alabama ... Had one catch of at least 30 yards in seven of LSU's last eight games ... Of his 26 catches, eight covered at least 30 yards with four of those accounting for 40 or more yards ... Hauled in a 39-yard reception down to the 2-yard line in the Citrus Bowl that setup a Derrius Guice touchdown run.

SOPHOMORE SEASON (2015)

Saw action in five games with no starts at wide receiver ... Took a handoff on an end around in the Texas Bowl against Texas Tech and carried it 79 yards for a touchdown ... That play was his first time in his LSU career that he touched the football.

TRUE FRESHMAN SEASON (2014)

Played in six games with no starts at wide receiver ... Did not make a catch in limited action.

HIGH SCHOOL

A four-star prospect by ESPN.com and a member of the ESPN 300 ... Ranked as a three-star recruit according to 247Sports, Scout.com and Rivals.com ... Hauled in 48 receptions for 554 yards and three touchdowns as a senior on the way to earning Louisiana Class 5A All-State Honorable Mention ... Rushed for 495 yards and five touchdowns and caught 20 passes for 554 yards and six touchdowns as a junior ... Named Honorable Mention All-State for Class 5A as a junior ... A two-time letter winner for the Trojans ... Member of the Baton Rouge Advocate Second Dozen ... Coached by Brad Chesshir.

PERSONAL

Full name is Darrell Chark Jr. but goes by "D.J." ... Parents are Shirley and Darrell Chark Sr. ... Born Sept. 23, 1996 ... Majoring in sport administration.

D.J. CHARK'S CAREER RUSHING HIGHS

Attempts: 3 vs. Florida, 2016
 Yards: 79 vs. Texas Tech, 2015
 Long: 79 (TD) vs. Texas Tech, 2015
 Touchdowns: 1, three times (Last: at Texas A&M, 2016; First: vs. Texas Tech, 2015)

D.J. CHARK'S CAREER RECEIVING HIGHS

Receptions: 3, four times (Last: vs. Alabama, 2016; First: vs. Mississippi State, 2016)
 Yards: 91 vs. Southern Miss, 2016
 Long: 80 (TD) vs. Southern Miss, 2016
 Touchdowns: 1, three times (Last: vs. Ole Miss, 2016; First: vs. Mississippi St., 2016)

Receiving	G-GS	Rec.	YDS.	TD	Long
2014	6-0	0	0	0	-
2015	5-0	0	0	0	-
2016	12-6	26	466	3	80
Total	23-6	26	466	3	80

Rushing	G-GS	Att	YDS	TD	Long
2014	6-0	0	0	0	-
2015	5-0	1	79	1	79 (TD)
2016	12-6	12	122	2	35
Total	23-6	13	201	3	79



77 SAAHDIQ CHARLES

Offensive Line • 6-5 • 321 • Fr. • HS
Jackson, Miss. | Madison-Ridgeland Academy

HIGH SCHOOL

Dominant offensive lineman who was considered one of the top players in the state of Mississippi as a senior in 2016 ... Still learning to play the offensive line after making the transition from defensive line as a junior ... four-star recruit according to Rivals and Scout ... New Orleans native who was displaced due to Hurricane Katrina ... Bounced around after Katrina from north Louisiana, Houston, Georgia and Montgomery, Alabama, before finally settling in Madison, Mississippi ... Played both sides of the line in high school ... No. 16 rated offensive guard and No. 7 overall prospect from the state of Mississippi according to 247Sports ... Named to the 2016 Dandy Dozen list as one of the top high school senior football players in Mississippi

PERSONAL

First name is pronounced Suh-deek ... Born July 26, 1999 ... Majoring in sport administration.



64 WILL CLAPP

Center/Offensive Guard • 6-5 • 314 • Jr. • 2L
New Orleans, La. | Brother Martin High School

2016 First Team All-SEC (Coaches)
2016 Second Team All-SEC (Media)
2016 SEC Academic Honor Roll
2015 Freshman All-America (Sporting News, USA Today)
2015 SEC All-Freshman Team (Coaches)

Shifts from guard to center this year where he will be the leader on the offensive line for the Tigers ... Enters third year as a starter on the offensive line where he's helped pave the way for back-to-back 1,000-yard rushers in Leonard Fournette and Derrius Guice ... Combines size and strength with great athletic ability to dominate on the line in both passing and rushing situations ... Hard-nosed player who rarely misses a snap ... Has played and started 23 games of his career (12 at left guard, 11 at right guard) ... For career, has played 1,424 snaps with 146 knockdowns ... Father, Tommy, lettered on the defensive line at LSU from 1984-87 and was named a permanent team captain for the 1987 squad ... His brother Matt is a walk-on fullback for the Tigers this year.

SOPHOMORE SEASON (2016)

Started 11 games at left guard for the Tigers as a sophomore, missing only the Southern Miss game with an injury ... Earned first team All-SEC honors from the SEC Coaches as well as being named to the SEC Academic Honor Roll ... Played a total of 648 snaps, the second-highest total on the team ... Finished year with 58 knockdown blocks and 22 "great effort" plays ... Did not allow a sack all season and gave up just five quarterback pressures ... Whistled for only one penalty all season ... Played every offensive snap in six games, including all 72 plays in win Citrus Bowl win over Louisville ... On field for all 77 offensive plays in 54-39 win over Texas A&M in week 11 when Guice set the LSU rushing record with 285 yards against the Aggies ... Played every offensive snap against Wisconsin (51), Auburn (63), Alabama (51), and Florida (70) ... Missed one series (8 plays) in 38-21 win over Ole Miss, a game that saw Fournette rush for what was then a school-record 284 yards ... Had season-high 11 knockdowns vs. Louisville ... Added eight knock-downs vs. Mississippi State and Florida ... As a unit, LSU finished No. 4 in the SEC with 233.0 rushing yards per game with 30 TDs.

REDSHIRT FRESHMAN SEASON (2015)

Started all 12 games (11 at right guard, 1 at left guard) ... Ranked third on the team in total snaps played (776) and knockdown blocks (88) ... Did not given up a sack all season ... Earned Freshman All-America honors by Sporting News and USA Today and was named to the SEC Coaches' All-Freshman Team ... Produced double-digit knockdown blocks in the final two games of the regular season with a career-high 15 at Ole Miss and 13 versus Texas A&M ... Also credited with a touchdown at Ole Miss when he recovered a fumble in the end zone ... Had 9.5 knockdowns against Auburn and nine vs. Arkansas as well ... Played every offensive snap in games at Mississippi State, vs. South Carolina, vs. Florida, vs. Western Kentucky, at Alabama, vs. Arkansas and vs. Texas A&M ... Helped pave the way for Leonard Fournette's single-season LSU rushing record of 1,953 yards ... Big reason why LSU finished the season ranked No. 7 nationally in rushing at 256.8 yards per game.

FRESHMAN SEASON (2014)

Redshirted as a true freshman in 2014.

HIGH SCHOOL

One of the top offensive linemen coming out of Louisiana ... Has family ties to the program as his father, Tommy, is a former LSU defensive tackle from 1984-87 ... A powerful run blocker ranked as a unanimous four-star prospect by Rivals.com, Scout.com, ESPN.com and 247Sports ... Listed as high as the No. 11 offensive guard nationally by 247Sports ... Member of the 247Sports Top 247, the Rivals250, and the Scout 300 ... Named to the Louisiana 5A All-State Team for the past two seasons ... Demonstrates extremely sound technique, loves finishing blocks and putting his man on his back ... Member of The Baton Rouge Advocate Second Dozen ... Coached by Mark Bonis.

PERSONAL

Parents are Heather and Tommy Clapp ... Born Dec. 10, 1995 ... Father, Tommy, lettered on the defensive line at LSU from 1984-87 and was named a permanent team captain for the 1987 squad ... Tommy finished his LSU career with 139 tackles, 9.0 tackles for loss and 4.0 sacks and started against Nebraska in the Sugar Bowl in 1985 and 1987 ... Majoring in sport administration.



98 DEONDRE CLARK

Defensive End • 6-4 • 268 • Sr. • 1L
Oklahoma City, Okla. | Douglass High School

2015 SEC Academic Honor Roll

Part of the rotation on the defensive line for the Tigers ... Athletic end who can rush the passer but is equally effective at stopping the run ... For career, played in 22 games and tallied 10 tackles to go with four quarterback hurries.

JUNIOR SEASON (2016)

Saw action in six games for the Tigers, all in backup role ... Did not record any tackles during his six appearances ... Saw time against Wisconsin, Jacksonville State, Auburn, Missouri, Arkansas and Texas A&M ... Had a quarterback hurry in win over Arkansas.

SOPHOMORE SEASON (2015)

Played in four games at defensive end and made one tackle in the Texas Bowl victory against Texas Tech ... Excelled in the classroom as he earned a spot on the SEC Academic Honor Roll.

FRESHMAN SEASON (2014)

Provided valuable depth on the defensive line and played in 12 of 13 games ... Listed behind Danielle Hunter on the depth chart ... Picked up two tackles during the Sam Houston State, ULM, New Mexico State and Arkansas games ... Added a pair of quarterback hurries against Sam Houston State ... Collected a half-tackle for loss versus New Mexico State ... Did not play at Florida.

HIGH SCHOOL

Versatile athlete that is ranked as a Top 5 prospect coming out of Oklahoma and Top 10 player at his position nationally ... Registered 77 tackles and 22 sacks as a senior and finished his career with 61 total sacks ... Also led the team in rushing with 1,622 yards and 22 touchdowns as a senior ... Ranked as a consensus four-star prospect by Rivals.com, Scout.com, ESPN.com, and 247Sports ... Listed as high as the No. 8 defensive end nationally and the No. 3 Oklahoma prospect by Rivals ... Member of the Rivals 250, 247Sports Top 247, Scout 300, and ESPN 300 ... Named to the Oklahoma 3A All-State Team ... Selected to play in the Semper Fidelis All-America Bowl and a member of Team USA in the International Bowl against Team Canada ... Awarded The Oklahoman's Little All-City Defensive Player of the Year for the second straight season ... Recorded 99 tackles with 22 sacks as

a junior ... Possesses natural instincts to find the ball and playmaking abilities on defense ... Coached by Willis Alexander.

PERSONAL

Parents are Dorshell Clark and Tyree Gilbert ... Born July 5, 1995 ... Majoring in sport administration.

DEONDRE CLARK'S CAREER HIGHS

Total tackles: 2, 4x (Last: at Arkansas, 2014; First: Sam Houston State, 2014)
Tackles for loss: 0.5 vs. New Mexico State, 2014

	G-GS	UT	AT	TT	TFL	Sacks	PBU	QBH	INT	FF	FR
2014	12-0	0	9	9	0.5-0	0-0	0	3	0-0	0	0-0
2016	6-0	0	0	0	0	0-0	0	1	0-0	0	0-0
Total	22-0	0	10	10	0.5-0	0-0	0	4	0-0	0	0-0



34 CONNOR CULP

Placekicker • 5-11 • 196 • Fr. • RS
Phoenix, Ariz. | Desert Vista High School

FRESHMAN SEASON (2016)

Redshirted as a true freshman in 2016.

HIGH SCHOOL

A composite three-star, ranked as the No. 9 kicker in the country and the No. 17 player in Arizona by 247Sports ... Rated as nation's fourth-best kicking prospect by Scout ... Chris Sailer Kicking ranked Culp as the nation's fourth-best kicking prospect for the 2016 class ... Played in the U.S. Army All-American Bowl ... Named to the Division I All-Arizona Team ... Also first team All-USA in Arizona ... As a senior, had 63 of his 67 kickoffs go for touchbacks ... He converted on 12-of-15 field goals and 40-of-41 PAT's ... Longest field goal was a 51-yarder ... Made 7-of-8 field goal attempts as a junior and put 53-of-60 kickoffs in the endzone for a touchback ... Coached by Dan Hinds.

PERSONAL

Born August 8, 1997 ... Hometown is Phoenix, Arizona ... Full name is Connor Fredrick Culp ... Parents are Karen and John Culp ... Has two brothers, John and Braeden ... Majoring in business administration.



79 LLOYD CUSHENBERRY

Center • 6-4 • 316 • Fr. • RS
Geismar, La. | Dutchtown High School

First-Year SEC Academic Honor Roll

Another member of LSU's young and talented offensive line ... Coming off a tremendous spring where he took snaps at both center and guard ... Is likely to line up alongside center Will Clapp at right guard this year ... Can also shift to center and serve in that capacity if necessary.

FRESHMAN SEASON (2016)

Redshirted as a true freshman in 2016 ... Selected to the First-Year SEC Academic Honor Roll.

HIGH SCHOOL

Three-star prospect according to 247Sports, Scout, and ESPN ... Rated as the No. 3 offensive guard in Louisiana according to Scout ... Named to the All-USA Louisiana Second Team Offense ... Earned second team District 5-5A honors as a junior in 2014 and followed that with first team recognition in 2015 ... Helped Dutchtown to an 8-4 overall mark and to the second round of the Louisiana 5A playoffs as a senior ... Coached by Benny Sala.

PERSONAL

Parents are Debbie and Lloyd Cushenberry II ... Born Nov. 22, 1997 ... Majoring in sport administration.



25 DRAKE DAVIS

Wide Receiver • 6-4 • 218 • So. • 1L
Baton Rouge, La. | IMG Academy

One of the most athletic players perhaps to ever wear an LSU football uniform ... Could have gone to college on football, basketball or soccer scholarship ... Poised for a breakout season in 2017 ... Came out of spring listed among a group of players to be counted on for production at wide receiver ... Has outstanding ball skills and tremendous jumping ability ... Among his many talents is that he speaks fluent German.

TRUE FRESHMAN SEASON (2016)

Played in six games with no starts ... Caught one pass for 19 yards ... Reception came in home-opener against Jacksonville State ... Returned a kickoff four yards against Jacksonville State ... Other action came against Missouri, Ole Miss, Arkansas, Texas A&M and Louisville in the Citrus Bowl.

HIGH SCHOOL

Big, strong, vertical threat at the receiver position ... Consensus four-star recruit per Rivals, ESPN, Scout, and 247Sports ... Ranked as the No. 19 receiver nationally and the No. 16 player in Louisiana according to Rivals ... Invited to participate in the 2016 Under Armour Game ... Named to the USA Today All-USA High School All-America Team in 2015 as an all-purpose back ... Hauled in 11 receptions 431 yards and seven touchdowns as a senior at IMG Academy (Bradenton, Fla.) ... Averaged 39.2 yards a catch as a senior ... Also returned two kickoffs for touchdowns and scored on a rushing TD at IMG ... Averaged 46.3 yards on six kickoff returns with a long of 90 yards ... Prepped for a year at The Dunham School in Baton Rouge before transferring to Fort Union Military Academy (Va.) for his junior season ... Finished his prep career at IMG Academy ... Also standout basketball and soccer player in high school ... Was once ranked as one of the top junior soccer players in the United States ... Coached by Kevin Wright.

PERSONAL

Parents are Stephanie Davis and Lester Earl ... Born Dec. 14, 1996 ... Majoring in interdisciplinary studies ... Dad and uncle Louis Earl both played basketball at LSU.

DRAKE DAVIS' CAREER RECEIVING HIGHS

Receptions: 1 vs. Jacksonville State, 2016

Yards: 19 vs. Jacksonville State, 2016

Long: 19 vs. Jacksonville State, 2016

Touchdowns: 0

Receiving	G-GS	Rec.	YDS.	TD.	Long
2016	6-0	1	19	0	19
Total	6-0	1	19	0	19

Rushing	G-GS	ATT	YDS	TD	Long
2016	6-0	1	4	0	4
Total	6-0	1	4	0	4



76 AUSTIN DECULUS

Offensive Line • 6-6 • 324 • Fr. • HS
Cypress, Texas | Cy-Fair High School

Early enrollee who took advantage of spring football with the Tigers to establish himself as a player that will likely see snaps in 2017.

HIGH SCHOOL

Outstanding offensive line prospect who is rated as one of the top offensive tackles for the Class of 2017 ... Consensus four-star ratings from 247Sports, ESPN, Rivals, and Scout ... Rated as high as the nation's 14th-best overall prospect and the No. 5 offensive tackle by ESPN ... ESPN also listed him as the No. 3 prospect in Texas ... Ranked No. 33 overall and No. 5 in Texas by Rivals.com ... Scout.com listed him No. 75 overall and as the fourth-best offensive tackle in this year's class ... 247Sports ranked him No. 37 overall, No. 5 in Texas and as the nation's No. 9 offensive tackle ... Honorable mention 6A All-State in 2016 ... Member of the prestigious VYPE/Houston Chronicle Greater Houston first team ... Participated in the Under Armour All-America Game in December of 2016 in Orlando ... Squatted a school-record 585 pounds in the summer of 2016.

PERSONAL

Born March 12, 1999 ... Last name is pronounced deck-you-lus ... Majoring in sport administration.



9

GRANT DELPIT

Safety • 6-3 • 201 • Fr. HS
Houston, Texas | IMG Academy

HIGH SCHOOL

Played senior season at IMG Academy in Bradenton, Fla., after transferring from Lamar High School in Houston ... Registered 47 tackles, five interceptions, six pass breakups, and one tackle for loss at IMG ... Returned two interceptions for TDs in 2016 ... Consensus four-star prospect from ESPN, Scout, Rivals and 247sports ... ESPN.com lists him as No. 57 overall, the No. 4 safety and the 12th-best prospect in Florida ... Rated No. 68 overall, the No. 8 safety and No. 15 in Florida by Rivals.com ... Listed as the No. 72 overall prospect, No. 10 safety and No. 16 in Florida by 247Sports.

PERSONAL

Born Sept. 20, 1998 ... Lived in New Orleans until Hurricane Katrina displaced his family in 2005 when they moved to Houston where they still live ... Majoring in business.



19

DERRICK DILLON

Wide Receiver • 5-11 • 178 • So. • 1L
Franklinton, La. | Pine High School

Speedy receiver that will add much needed depth to that position in 2017 ... Good route runner that is coming off a productive spring ... Can also contribute on special teams.

REDSHIRT FRESHMAN SEASON (2016)

Played in eight games all in a backup role or on special teams ... Did not record any offensive statistics ... Had one tackle against Southern Miss on an interception return.

FRESHMAN SEASON (2015)

Redshirted as a true freshman in 2015.

HIGH SCHOOL

Versatile player in high school that excelled at multiple positions ... Rated as a four-star prospect by 247Sports, Scout and ESPN while Rivals listed him as a three-star recruit ... Ranked as high as the No. 9 wide receiver nationally and the No. 5 overall prospect coming out of Louisiana by 247Sports ... Racked up 2,781 yards of total offense and 33 touchdowns as a junior ... Accounted for 2,157 yards of total offense and 23 touchdowns as a senior ... Member of the 247Sports Top 247, ESPN 300 and Scout 300 ... Earned an invitation to play in the US Army All-American Game ... Member of The Advocate's 2015 Super Dozen ... Participated in Nike's The Opening, a camp for the nation's top prospects.

PERSONAL

Parents are Ella Dillon and Earl Cotton ... Born October 28, 1995 ... Majoring in interdisciplinary studies.



45

MICHAEL DIVINITY, JR.

Linebacker • 6-2 • 239 • So. • 1L
Marrero, La. | John Ehret High School

Rangy, fast and versatile linebacker that can play either inside or outside ... Moved to inside linebacker during the spring of 2017 and will be counted on for significant playing time at that spot this fall ... Played in nine games as a true freshman in 2016.

TRUE FRESHMAN SEASON (2016)

Saw action in nine games as a true freshman in 2016 ... Had perhaps his best game of the year in his first collegiate contest against Wisconsin ... Had four tackles, including a tackle for a six-yard loss against the Badgers ... Set a career-best with six tackles, including four solo, at Auburn ... Finished season with 13 tackles ... Other games with tackles came against Jacksonville State (1 tackle) and Mississippi State (2 tackles).

HIGH SCHOOL

One of five early enrollees for LSU in the spring of 2016 ... Former quarterback at John Curtis before making the switch to defense at John Ehret ... Ranked as the No. 46 overall prospect in the 2016 ESPN 300 ... Led an Ehret defense that recorded three shutouts his senior year in 2015 ... As a senior, helped his team to a 12-3 overall mark and a berth in the Louisiana 5A state title game (lost to Zachary, 46-12) ... Invited to participate in the Under Armour All-American Game ... Consensus four-star prospect by 247Sports, Scout, Rivals, and ESPN ... Named to the Second Team Defense of the MaxPreps All-American Team and also named to the Louisiana ALL-USA First Team Defense ... Ranked as the No. 10 outside linebacker in the country and the No. 8 player in Louisiana according to Rivals ... LSWA 5A Defensive MVP as a senior ... Member of the New Orleans All-Metro first team as selected by Nola.com ... Named to the Baton Rouge Advocate's Super Dozen for 2016 ... Posted 60.5 tackles, 13 sacks, and two forced fumbles in 2015 ... Coached by Corey Lambert.

PERSONAL

Parents are Leslie Michael Divinity Sr. Gilmore ... Born May 13, 1997 ... Is the oldest of four children ... Majoring in sport administration.

MICHAEL DIVINITY'S CAREER HIGHS

Total tackles: 6 at Auburn, 2016
Tackles for loss: 1 vs. Wisconsin, 2016
Sacks: 0

	G-GS	UT	AT	TT	TFL	Sacks	PBU	QBH	INT	FF	FR
2016	9-0	7	6	13	1.0-6	0	0	0	0	0	0
Total	9-0	7	6	13	1.0-6	0	0	0	0	0	0



41

DAVID DUCRE

F-Back/Tight End • 6-0 • 236 • Jr. • 1L
Slidell, La. | Northshore High School

Enters third season with the Tigers in 2017 ... Hard-nosed blocking back who will also see action at tight end as the Tigers are expected to play most of their snaps in a one-back set ... Has played in eight games during his career.

SOPHOMORE SEASON (2016)

Played in five games, all in a backup role ... Did not record any offensive statistics ... Saw action against Wisconsin, Jacksonville State, Missouri, Texas A&M and Louisville.

FRESHMAN SEASON (2015)

Played in three games as he saw action against Western Kentucky, Texas A&M and Texas Tech ... Made one catch for four yards in LSU's 56-27 blowout victory over Texas Tech in the Texas Bowl.

HIGH SCHOOL

Enrolled early at LSU and took part in spring practice in 2015 ... Ranked as the No. 1 fullback in the nation by 247Sports ... Listed as a four-star prospect by Rivals, ESPN, Scout and 247Sports ... Carried the ball 190 times for 1,586 yards and 21 touchdowns as a senior ... Scored 16 total TDs as a senior ... Opened his senior

season against Miller-McCoy with 286 rushing yards and three TDs ... Rushed for 812 yards and 18 touchdowns as a junior ... Rated as high as the No. 6 prospect coming out of Louisiana ... Ranked as the No. 19 running back by Rivals ... Member of the Rivals 250 and the 247Sports Top 247 ... Earned first team All-District honors as a sophomore, junior and senior ... Second Team All-State as a senior ... Coached by Craig Jones ... Three-year honor roll member.

PERSONAL

Full name is David Nathaniel Ducre III ... Parents are Phyllis and David Ducre II ... Born Dec. 2, 1996 ... Has one younger sister, Ashley ... Majoring in management.

	G-GS	REC	YDS	TD	Long
2015	3-0	1	4	0	4
2016	5-0	0	0	0	0
Total	8-0	1	4	0	4



32 CLYDE EDWARDS-HELAIRE

Running Back • 5-8 • 208 • Fr. • HS
Baton Rouge, La. | Catholic HS

HIGH SCHOOL

One of the top running backs in the state of Louisiana ... A four-star prospect by 247Sports and ESPN ... Rated a three-star recruit by Rivals and Scout ... Listed as high as the No. 10 prospect in Louisiana by ESPN, where he was also No. 219 in the country ... Regarded as the No. 5 running back in the Scout composite rankings ... Carried the ball 58 times for 496 yards and 10 touchdowns during senior season ... Named the 2015 Class 5A Championship Most Outstanding Player after leading Catholic High to a 31-28 victory against Archbishop Rummel High School as he caught eight passes for a record 161 yards and rushed for 88 yards and a touchdown ... Completed in the Red Stick Bowl at the conclusion of his senior season and scored the first touchdown of the game ... Participant in Nike's The Opening in Oregon ... Became the first freshman to play varsity football in head coach Dale Weiner's 29 seasons at Catholic High School ... Coached by Dale Weiner.

PERSONAL

Parents are Shannon and Tonge Helaire ... Born April 11, 1999 ... Majoring in human movement.



16 DANNY ETLING

Quarterback • 6-3 • 215 • Sr. • 1L
Terre Haute, Ind. | South Vigo HS/Purdue

2017 Vice-Chair SEC Football Leadership Council
2017 LSU Graduate (Mass Communications)
2016 SEC Academic Honor Roll
2016 CoSIDA Academic All-District
2016 SEC Community Service Team

Enters second year with the Tigers in 2017 after leading LSU to an 8-4 overall mark and a win over Louisville in the Citrus Bowl in 2016 ... Took over as LSU's quarterback in the second quarter of the Jacksonville State game in week 2 and never relinquished the role ... Started the final 10 games at quarterback, leading the Tigers to a 7-3 mark over that span ... Joined the Tigers in June of 2015 after transferring from Purdue, where he played his first two years of college football ... Strong-armed passer who can also tuck it and run when necessary ... Has great pocket awareness and understands the philosophy of getting the ball into the hands of LSU's talented playmakers ... Possesses tremendous football knowledge ... Served as a camp counselor at the Manning Passing Academy during the summer of 2017 ... Also a standout in the classroom as he earned a spot on the CoSIDA Academic All-District team in 2016 as well as being named to the SEC Academic Honor Roll ... LSU's 2017 nominee for the Good Works Team ... Named Vice-Chair of the SEC Football Leadership Council by a group of his peers from other schools in the league ... Achieved Eagle Scout status as part of his commitment to the Boy Scouts ... Active in community endeavors ... Graduated in May of 2017 with a degree in mass communications ... Played in 13 games at Purdue over two seasons, throwing for 2,490 yards and 16 touchdowns ... Started 12 consecutive games in a two year span (last seven games in 2013, first five games in 2014) for the Boilermakers.

JUNIOR SEASON (2016)

Posted a 7-3 mark as LSU's starter ... Entered lineup in the second quarter of the Jacksonville State game in week 2 and kept the job for the remainder of the season ... First LSU start came in win over Mississippi State ... Finished season by completing 160-of-269 passes for 2,123 yards, 11 touchdowns and five interceptions ... Completed 59.5 percent of his passes ... Ranked No. 6 in the SEC in passing yards per game (193.0) and pass efficiency (135.6 rating) ... Threw for 200 or more yards in seven of his 10 starts ... Had streaks of 101 and 93 passes without an interception during the season ... Capped first year with the Tigers by throwing for 217 yards and a pair of TDs in LSU's 29-9 win over Louisville in the Citrus Bowl ... Paired with Derrius Guice to become the first LSU duo in school history to have a 300-yard passing/200-yard rushing game at Texas A&M ... Set his LSU career high with 324 passing yards in win over Texas A&M as he connected on 20-of-28 attempts in directing an LSU offense that scored 54 points against the Aggies ... Completed 14-of-25 passes for 204 yards and rushed for 16 yards on four carries against Florida ... Was 10-of-16 passing for 157 yards against Arkansas where six of his 10 completions were for a first down ... Paired with Leonard Fournette to become the third LSU duo to pass-run for 200 yards in the same game in win over Ole Miss ... Finished 19-of-28 for 208 yards and a touchdown in the win over the Rebels ... Threw a career-best 80-yard touchdown pass to DJ Chark in win over Southern Miss ... Became part of the sixth trio in school history to have a 200-yard passer and a pair of 100-yard rushers after finding nine different receivers for 216 yards while Derrius Guice and Darrel Williams each rushed for more than 100 yards against Missouri ... Extended the streak of LSU wins with quarterbacks in their first starts in Tiger Stadium to 13 consecutive games in the 23-20 victory over Mississippi State ... Against Mississippi State, became first LSU QB to get his starting debut against a SEC foe in Tiger Stadium since Jarrett Lee in 2008 ... Connected on 19-of-30 passes with 215 yards and a 37-yard TD pass against Mississippi State ... Entered with 14:42 left in the second quarter against Jacksonville State and led the Tigers to a touchdown with just six snaps on his first drive when he connected a 46-yard pass with DeSean Smith ... Went 6-of-8 in his first quarter of action for the Tiger against Jacksonville State ... Finished the game 6-of-14 passing with one TD pass and added a rushing touchdown.

JUNIOR SEASON (2015)

Joined the Tigers during the summer of 2015 and had to sit out due to NCAA transfer rules ... Practiced all of 2015 with the Tigers, serving as scout team quarterback each week.

SOPHOMORE SEASON (2014 at Purdue)

Played and started first five games of season, leading Boilermakers to a 2-3 mark during that span ... Finished season 89-of-162 for 800 yards, six touchdowns and five interceptions ... Threw two TDs and 181 yards in 43-34 win over Western Michigan to open season ... Connected on 27-of-40 passes for 234 yards, two scores and two interceptions in 30-14 loss to No. 11 Notre Dame ... Connected on 15-of-26 passes for 198 yards and a pair of TDs in 35-13 win over Southern Illinois ... Final start and appearance came in 24-10 loss to Iowa where he completed 11-of-26 passes for 61 yards in week 5.

FRESHMAN SEASON (2013 at Purdue)

Played in eight games, starting final seven games of the year ... Connected on 149 of 267 passing attempts (55.8 percent) for 1,690 yards and 10 touchdowns ... First collegiate appearance came in reserve against Northern Illinois on Sept. 28 where he completed 19-of-39 passes for 241 yards and two TDs ... First collegiate start came against Nebraska on Oct. 12 ... Completed 14-of-35 passes for 184 yards and one touchdown in loss to Huskers ... Was 14-of-25 for 160 yards at Michigan State on Oct. 19 and followed that with a 13-of-29 performance for 89 yards in loss to fourth-ranked Ohio State on Nov. 2 ... Finished 15-of-28 for 145 yards and a touchdown against Iowa on Nov. 9 and was 21-of-33 for 223 yards and a touchdown at Penn State on Nov. 16 ... Completed 20 passes on 29 attempts for 163 yards and a TD in 2016 loss to Illinois on Nov. 23 ... Closed out freshman season by completing a career-best 33 passes on 49 attempts for 485 yards and four TDs in 56-36 loss to Indiana.

HIGH SCHOOL

Mid-year enrollee ... Rated a four-star prospect and listed as the No. 9 "Pro-Style Quarterback" by Rivals.com ... Four-star prospect, ranked No. 175 on the Top 300 and the No. 12-ranked "Pro-Style Quarterback" by ESPN.com ... Listed by MaxSports.com's Tom Lemming as the No. 20 "Pro-Style Quarterback" in the nation among the 2013 class ... Participated at the 2013 Offense-Defense All-America Bowl Game in Houston ... Selected as one of 25 prep quarterbacks nationally to compete at the Elite 11 finals in Redondo Beach, Calif., ... As a senior threw for 1,505 yards and 11 touchdowns for South Vigo.

PERSONAL

Full name is Daniel Patrick Etling ... Goes by Danny ... Born July 22, 1994 ... Graduated in May of 2017 with a degree in mass communication.

DANNY ETLING'S LSU CAREER PASSING HIGHS

Attempts: 30, twice (Last: vs. Missouri, 2016; First: vs. Mississippi State, 2016)
 Completions: 20 at Texas A&M, 2016
 Yards: 324 at Texas A&M, 2016
 Touchdowns: 3 vs. Southern Miss, 2016
 Long: 80 vs. Southern Miss (TD), 2016

DANNY ETLING'S LSU CAREER RUSHING HIGHS

Attempts: 3, four times (Last: at Arkansas, 2016; First: vs. Jacksonville State, 2016)
 Yards: 23, twice (Last: at Auburn, 2016; First: vs. Mississippi State, 2016)
 Touchdowns: 1 vs. Jacksonville State, 2016
 Long: 14 vs. Missouri, 2016

Passing	G-GS	Comp.-ATT.-INT.	YDS	TD	Long
2013 (Purdue)	8-7	149-267-7	1,690	10	80 (TD)
2014 (Purdue)	5-5	89-162-5	800	6	44
Purdue Totals	13-12	238-429-12	2,490	16	80 (TD)
2015 (LSU)	Transfer Season				
2016 (LSU)	11-10	160-269-5	2,123	11	80 (TD)
Total	24-22	398-698-17	4613	27	80 (TD)

Rushing	G-GS	ATT	YDS	TD	Long
2016	11-10	41	46	1	18
Total	24-22	129	-58	5	27



92 NEIL FARRELL JR.

Defensive End • 6-3 • 298 • Fr. • HS
Mobile, Ala. | Murphy High School

HIGH SCHOOL

Defensive tackle that boasts great size and strength ... Skilled tackler that is gifted athletically and demonstrates great change of direction along the line ... four-star recruit per Scout ... three-star prospect according to Rivals, 247Sports, Scout and ESPN ... Rated as the No. 1 defensive tackle in the state of Alabama by Scout ... Played center for the varsity basketball squad ... Invited to the Alabama-Mississippi All-Star game ... Selected to the 2015 and 2016 Class 7A First Team Defense All-State football team by the Alabama Sports Writers Association ... Voted to the All-USA Alabama First Team Defense ... Two-time All-Coastal Alabama First Team Defense selection ... Wrapped up senior season totaling 101 tackles, 28 tackles for loss, 13 sacks and 14 quarterback hurries ... Tallied 86 tackles and 17 tackles for loss during his junior campaign ... Coached by Rick Cauley.

PERSONAL

Parents are Sherry Barnes and Neil Adrian Farrell Sr. ... Born Sept. 9, 1998 ... Majoring in sport administration.



91 BREIDEN FEHOKO

Defensive Line • 6-3 • 303 • Jr. • Trf.
Honolulu, Hawaii | Farrington High School
(Texas Tech)

Joined the Tigers after two seasons at Texas Tech ... Sitting out due to NCAA transfer rules ... Will practice with the team in 2017.

SOPHOMORE SEASON (2016 at Texas Tech)

Started in all 12 games of his sophomore season ... Was at the top of the depth chart at the defensive tackle position ... Joined safety Jah'Shawn Johnson as the only Red Raider defensive players to start all 12 games during the season ... Started all 25 games of his Red Raider career as well ... Finished with 19 tackles (10 solo), including 3.5 for a loss and a sack ... Led the team with five quarterback hurries ... recorded two or more tackles in seven different games ... Had a quarterback hurry in season opener versus Stephen F. Austin ... Posted two tackles, including one for a loss, at Arizona State ... Garnered his lone sack on the season in Big 12 opener against Kansas ... Had two tackles against the Jayhawks ... Had at least two tackles over five-consecutive games to start league action ... Recorded a season-high three tackles in four games: Kansas State, Oklahoma, TCU and Iowa State ... Set a career high with two quarterback hurries against the Cyclones as well ... Academic All-Big 12 second team honoree ... Preseason candidate for the Polynesian Player of the Year.

FRESHMAN SEASON (2015 at Texas Tech)

Started at defensive tackle in all 13 games of his freshman season ... Compiled four tackles for loss, a sack and an interception ... Made first career tackle against UTEP ... Found a way into the UTEP back field and stuffed Aaron Jones six yards behind the line of scrimmage ... Added another tackle the following week at Arkansas ... Recorded a career-high two tackles in loss to TCU ... Matched that career high with two tackles against Baylor ... Put together best performance of the season with four tackles against Iowa State ... Followed with three tackles, including one for a loss at Kansas ... Recorded one tackle in loss to Oklahoma ... Posted first career sack at West Virginia ... Later added an interception, becoming first Red Raider defensive lineman to pick off a pass since Scott Smith against Texas in 2010 ... Logged first career quarterback hurry in victory over Kansas State ... Recorded three tackles, including one for a loss in the win at Texas ... An All-Big 12 Honorable Mention (Coaches).

BREIDEN FEHOKO'S CAREER HIGHS

Tackles: 4, vs. Iowa State (2015)
 Tackles For Loss: 1.0, 6x, at TCU (2016)•
 Sacks: 1.0, 6x, vs. Kansas (2016)•
 Interceptions: 1.0, twice, vs. Kansas (2016)•
 Quarterback Hurries: 2, at Iowa State (2016)

HIGH SCHOOL

Five-star prospect by Scout ... Four-star prospect by Rivals, 247Sports and ESPN ... Member of the Rivals 250 (122) and the ESPN 300 (51) ... Under Armour High School All-American ... Attended The Opening Football Camp in Oregon in the summer of 2014 ... Ranked as the No. 4 defensive lineman in this year's class by Scout and the No. 24 overall prospect ... Compiled 74 tackles, 16 sacks, 27 tackles for loss and six forced fumbles in 2014.

PERSONAL

Son of Linda and Vili Fehoko ... Born Oct. 15, 1996 ... Has three brothers: Whitley, who played football at San Diego State, and Sam and V.J., who each played at Texas Tech ... Majoring in mass communication.



50 BLAKE FERGUSON

Long Snapper • 6-4 • 234 • So. • 1L
Buford, Ga. | Buford High School

2016 SEC Academic Honor Roll

2015 SEC First-Year Academic Honor Roll

Enters second year as LSU's starting long snapper ... Continued the Ferguson Family long snapping tradition at LSU last year as he took over the spot for his brother Reid ... Reid Ferguson was a four-year starter at long snapper for the Tigers from 2012-15 and he's now a member of the Buffalo Bills ... Two-time member of the SEC Academic Honor Roll ... Switched from No. 53 to No. 50 last year, the same number his brother Reid wore during his LSU career.

REDSHIRT FRESHMAN SEASON (2016)

Handled every long snap for the Tigers in 2016 ... Played in all 12 games ... Was true on every long snap for punts and placekicks during his first season of play ... Saw his first collegiate action at Lambeau Field against Wisconsin.

FRESHMAN SEASON (2015)


Redshirted as a true freshman in 2015 ... Earned a spot on the SEC First-Year Academic Honor Roll.

HIGH SCHOOL

Ranked as the No. 1 long snapper nationally by Scout and 247Sports ... Rated as a two-star prospect by Rivals, ESPN, 247Sports and Scout ... Earned an invitation to play in the Army All-American game ... Helped lead his team to three state titles in his prep career ... Perfect on all snaps in each season ... Recipient of the Chris Rubio Award which is given to the nation's top high school long snapper as a junior and senior ... Coached by Jess Simpson ... Honor roll member.

PERSONAL

Full name is Blake Whitfield Ferguson ... Parents are Tracy and Kevin Ferguson ... Born April 21, 1997 ... Older brother, Reid, was a four-year starting snapper at LSU from 2012-15 who is currently the long snapper for the Buffalo Bills ... Majoring in information systems and decision sciences.



27 LANARD FOURNETTE

Running Back • 5-10 • 201 • So. • 1L
New Orleans, La. | St. Augustine High School

Versatile running back that will provide depth to the position in 2017 ... Good hands with the ability to catch the ball out of the backfield ... Younger brother of Leonard Fournette, who finished his career as the fourth-leading rusher in LSU history with 3,830 yards ... Leonard Fournette was selected with the fourth overall pick in the 2017 NFL Draft by the Jacksonville Jaguars.

REDSHIRT FRESHMAN SEASON (2016)

Played in three games with no starts ... Rushed a total of five times for 13 yards ... Saw first action of career against Jacksonville State and had one rushing yard on two carries ... Followed that with 12 yards on three carries, including a five-yard run against Missouri ... Added a tackle against Missouri.

FRESHMAN SEASON (2015)

Redshirted as a true freshman in 2015.

HIGH SCHOOL

Rated as a three-star prospect by 247Sports, ESPN and Scout ... Battled injuries during his senior year but still accounted for 141 rushing yards with 5 touchdowns and 71 receiving yards with 1 touchdown ... Registered 460 all-purpose yards and 6 touchdowns his junior season as a complement to older brother Leonard ... Coached by Cyril Crutchfield ... Also rank track all four years of high school ... Graduated with honors.


PERSONAL

Full name is Lanard Joseph Fournette ... Parents are Leonard and Lory Fournette ... Older brother is former LSU stand-out running back and first round NFL Draft pick Leonard Fournette ... Also has two sister, LaNata and LaTae ... Born January 2, 1997 ... Majoring in sport administration.

LANARD FOURNETTE'S CAREER RUSHING HIGHS

Carries: 3 vs. Missouri, 2016
 Yards: 12 vs. Missouri, 2016
 Long: 5 vs. Missouri, 2016
 TDs: 0

	G-GS	ATT	YDS	TD	Long
2016	3-0	5	13	0	5
Total	3-0	5	13	0	5



22 KRISTIAN FULTON

Defensive Back • 6-1 • 195 • So. • 1L
Metairie, La. | Rummel High School

Talented cover cornerback that is difficult to throw against ... Good tackler with superb ball skills ... Will be counted on to contribute in the secondary in 2017 ... Played in three games as a true freshman in 2016.

TRUE FRESHMAN SEASON (2016)

Played in three games with no starts ... Saw action in wins over Missouri, Southern Miss and Louisville ... Had a tackle against both Missouri and Southern Miss.

HIGH SCHOOL

Five-star prospect by 247Sports and garnered four-stars from Rivals, Scout, and ESPN as a senior at Rummel High School in 2015 ... Listed as the No. 1 overall prospect in Louisiana by Rivals and 247Sports ... Listed as the No. 3 corner in the nation according to Scout ... Rated No. 27 in the ESPN 300 ... Regarded as the No. 3 corner in the nation and the No. 3 player in Louisiana by ESPN ... Ranked No. 3 in the NOLA.com "Nifty Fifty" ... Played in the 2016 Under Armour Game ... Member of the New Orleans Advocate Super Dozen and recognized in the All-USA Louisiana team as a first team defensive selection ... Defensive Player of the Year on the New Orleans Times Picayune All-Metro list in 2015 ... LSWA Class 5A first team all-state in 2015 ... Named the New Orleans Advocate's Defensive Player of the Year as a junior in 2014 with 11 interceptions, 27 tackles and eight passes defended despite missing first three games of season with an injury ... Had three interceptions in one game (vs. Holy Cross), returning one for a touchdown, as a junior ... Followed

that with two interceptions the next week in a 45-24 win over Brother Martin ... Helped Rummel to a 12-2 overall mark and a berth in the Louisiana Division I State Championship Game in 2015 ... Rummel went 11-2 in 2014 and reached the semifinals of the 5A playoffs ... Coached by Jay Roth.

PERSONAL

Parents are Michelle and Keith Fulton ... Born Sept. 3, 1998 ... Majoring in sport administration.

KRISTIAN FULTON'S CAREER HIGHS

Total tackles: 1, twice (First: vs. Missouri, 2016; Last: vs. Southern Miss, 2016)

	G-GS	UT	AT	TT	TFL	Sacks	PBU	QBH	INT	FF	FR
2016	3-0	1	1	2	0-0	0	0	0	0	0	0
Total	3-0	1	1	2	0-0	0	0	0	0	0	0



83 RUSSELL GAGE

Wide Receiver • 6-0 • 184 • Sr. • 1L
Baton Rouge, La. | Redemptorist High School

Senior leader for the Tigers in 2017 ... Has developed into an offensive threat at wide receiver after originally signing with the Tigers as a defensive back ... Transitioned from defensive back to wide receiver in the spring of 2016 ... Thrust into more playing time during the final eight games of the 2016 season and eventually became part of LSU's wide receiver rotation ... Set to have his best season as a Tiger in what will be his final season at LSU in 2017 ... For career, has played in 14 games with four starts ... Has five career receptions for 62 yards and a touchdown on offense to go with eight career tackles on defense and special teams ... Switches from No. 39 to No. 83 this year.

JUNIOR SEASON (2016)

Played in 11 games with four starts ... Starts came against Missouri, Southern Miss, Ole Miss and Texas A&M ... Had best game of career in win over Texas A&M, hauling in five passes for 62 yards and a touchdown ... Caught a 9-yard TD pass from Danny Etling in fourth quarter against the Aggies to stretch the LSU lead to 47-25 ... Contributor on special teams as well, finishing season with six tackles.

SOPHOMORE SEASON (2015)

Played in the season opener at Mississippi State ... Trained as a defensive back throughout the season.

FRESHMAN SEASON (2014)

Saw action in a backup role against Sam Houston State and New Mexico State as a true freshman in 2014 ... Recorded two tackles against Sam Houston, one on special teams coverage and one on defense.

HIGH SCHOOL

A solid athlete who played significantly on offense, defense and special teams for Redemptorist ... A three-star prospect by Scout.com, Rivals.com, ESPN.com and 247Sports ... Ranked as the 28th best player in the state of Louisiana by 247Sports and 34th in the state by Rivals ... Accounted for eight interceptions and 65 total tackles on defense as a senior ... Played quarterback and completed 69-of-141 passes for 740 yards and three touchdowns, and he rushed for 1,018 yards and 14 touchdowns in 2013 ... Coached by Daniel Roane.

PERSONAL

Parents are Alisa and Russell Gage Sr. ... Born Jan. 22, 1996 ... Majoring in interdisciplinary studies.

RUSSELL GAGE'S CAREER RECEIVING HIGHS

Receptions: 5 vs. Texas A&M, 2016
 Yards: 62 vs. Texas A&M, 2016
 Long: 24 vs. Texas A&M, 2016
 TDs: 1 vs. Texas A&M, 2016

	G-GS	REC	YDS	TD	Long
2016	11-4	5	62	1	24
Total	14-4	5	62	1	24



36 CAMERON GAMBLE

Placekicker • 5-11 • 199 • Sr. • 3L
Flower Mound, Texas
Flower Mound High School

Possesses one of the strongest legs of any recent LSU kicker ... Has tremendous hang time on his kicks ... Has served as the Tigers' kickoff specialist the last three seasons with experience in 28 games, including all 12 his junior season.

JUNIOR SEASON (2016)

Took sole possession of kickoff duties his junior season ... Kicked off 63 times with a 61.2-yard average per kickoff with 14 touchbacks ... Set a pair of career highs in kickoffs with 10 and kickoff yards with 567 in LSU's record-breaking win at Texas A&M ... Also set a new career high kickoff average of 65 yards against Alabama and at Auburn ... Totaled 400 or more kickoff yards in games against Missouri, Southern Miss, Ole Miss, Arkansas and A&M.

SOPHOMORE SEASON (2015)

Saw action in nine games and split kickoff duties with Trent Domingue for a second-straight season ... Kicked off 43 times with a 57.8yard average per kickoff, producing five touchbacks ... Set a new career high with nine kickoffs in LSU's 56-27 blowout victory over Texas Tech in the Texas Bowl ... Had eight kickoffs for a career-best 481 yards in the win against Western Kentucky ... Kicked off all six times versus Florida and recorded three touchbacks ... Saw his first action of 2015 against Eastern Michigan when he kicked off three times.

FRESHMAN SEASON (2014)

Played in seven games as he shared kickoff duties with Trent Domingue for the first six games of the season and then again against Notre Dame in the Music City Bowl ... Had a total of 17 kickoffs with seven going for touchbacks ... Produced three touchbacks on five attempts in season-opener against 14th-ranked Wisconsin ... Added three touchbacks on four attempts against New Mexico State.

HIGH SCHOOL

Right-footed kicker that was rated as one of the top prep kickers in the country, possessing a powerful leg and considered cool under pressure ... Ranked as a three-star prospect by Scout.com, ESPN.com, and the 247Sports composite ... Listed as high as the No. 6 place kicker nationally by ESPN.com and ranked as the ninth-best kicker in the nation by Chris Sailer ... Specializes in kickoffs, putting 19 in the end zone for touchbacks as a senior ... Converted a long field goal of 44 yards ... Highly regarded in specialist circles by both the Chris Sailer Kicking School as well as the Kohl Kicking camp ... Coached by Scott Campbell.


PERSONAL

Parents are Calandra and Wendell Gamble ... Born Nov. 30, 1995 ... Majoring in software engineering.

CAMERON GAMBLE'S CAREER HIGHS

Kickoffs: 10 at Texas A&M, 2016
 Kickoff Yards: 567 at Texas A&M, 2016
 Kickoff Avg.: 65.0, twice, (Last: vs. Alabama, 2016; First: at Auburn, 2016)
 Touchbacks: 3, 3x (Last: vs. Florida, 2015; First: vs. Wisconsin, 2014)

Kickoff	G-GS	NO.	YDS	AVG	TB	OB
2014	7-0	17	1,043	61.4	7	1
2015	9-0	43	2,484	57.8	5	2
2016	12-0	63	3,857	61.2	14	3
Total	28-0	123	7,384	60.0	26	6



89 JONATHAN GILES

Wide Receiver • 6-0 • 193 • Jr. • Trf.
Missouri City, Texas | Elkins High School
(Texas Tech)

Joined the Tigers after two seasons at Texas Tech ... One of the top wide receivers in the nation ... Sitting out due to NCAA transfer rules ... Will practice with the team in 2017 and have two years of eligibility remaining.

SOPHOMORE SEASON (2016 at Texas Tech)

Transformed into not only Texas Tech's leading receiver as a sophomore but one of the best wide outs in the country ... Appeared in all 12 games, including seven starts ... Led the Red Raiders with 1,158 receiving yards and 13 touchdowns on 69 catches ... Marked the most receiving yards by a Red Raider since Jace Amaro in 2013 ... His 13 touchdowns were the most by a Red Raider since Darrin Moore recorded the same total in 2012 ... Also led the team with 1,158 all-purpose yards ... Averaged 96.5 yards per game through the air ... Led the team with 14 or more plays that went over 25 yards ... Ranked among the top 50 players in five different statistical categories ... Was 14th nationally in receiving touchdowns, 18th in receiving yards per game, 24th in receiving yards and 37th in receptions per game (5.8) ... Ended the year 50th in yards per reception (16.8) and 57th for total touchdowns (13) ... Ranked ninth all-time for single-season receiving yards ... His 13 touchdowns, meanwhile, were tied for the fourth-most in program history ... Gave Red Raider fans a glimpse of what was to come with four receptions for 89 yards and a touchdown in season opener against Stephen F. Austin ... Had a then career-high nine catches for 71 yards and a touchdown the following week at Arizona State ... Hauled in a career-high three touchdowns against Louisiana Tech as part of six catches for 186 yards, another career high ... Marked the first time a Red Raider had recorded three touchdown receptions since Bradley Marquez did so against No. 5 Baylor in 2014 ... Was the first Red Raider to post 150 receiving yards since Jakeem Grant had 178 yards versus No. 12 Oklahoma State in 2015 ... Big day against the Bulldogs included a 64-yard touchdown strike that was his longest of his career ... Had an even bigger performance in Big 12 opener against Kansas ... Recorded career highs with 12 catches for 219 yards against the Jayhawks ... Marked first time a Red Raider went for more than 200 receiving yards since Darrin Moore against Texas State in 2011 ... Was the first time a Red Raider posted 200 receiving yards in a Big 12 contests since Michael Crabtree and Danny Amendola both did so against Oklahoma State in 2007 ... His 12 catches against the Jayhawks was tied for the second-highest single game total in the Big 12 ... Performance was also one of four games with at least two touchdowns ... Totaled four receptions for 49 yards at Kansas State ... Put together another 100-yard outing against West Virginia with eight catches for 136 yards and two touchdowns ... Followed with 10 catches for 167 yards and two touchdowns the next week versus Oklahoma ... Played a significant part in a Red Raider offense that set a new school record with 854 yards of total offense ... Posted two catches for 10 yards at TCU before adding five receptions for 55 yards and a touchdown against Texas ... Nearly eclipsed the 100-yard mark again at Oklahoma State after finishing with five receptions for 94 yards ... Ended the season with four catches for 82 yards and a touchdown against Baylor ... Gave the Red Raiders a 41-14 lead in the second quarter off a 62-yard bomb ... Earned second team All-Big 12 honors by the conference coaches, ESPN and the Associated Press ... Was added to the Biletnikoff Award watch list midway through the season.

FRESHMAN SEASON (2015 AT TEXAS TECH)

One of three Red Raider true freshmen receivers to see action during season ... Caught 15 passes for 143 yards (9.5 yards per catch) and three touchdowns on year ... Caught two passes for 12 yards in collegiate debut against Sam Houston State ... Set a season high with three receptions against TCU ... Totaled 12 yards on those three catches, matching his previous high from earlier in the year ... Posted three receptions for career-high 38 yards against Baylor ... Recorded first career touchdown reception off a 13-yard pass from Davis Webb in the fourth quarter ... Caught a pair of touchdown passes in victory over Iowa State ... Multi-touchdown performance was part of a five catch, 59 yard day ... Did not make his way into the receiving stats against Oklahoma State but did find the endzone on a crucial two-point conversion in the fourth quarter ... Snagged two passes for 22 yards in the win at Texas.

HIGH SCHOOL

Attended Fort Bend Elkins High School in Missouri City, Texas ... Three-star prospect by Rivals, Scout, ESPN and 247Sports ... Two-time District 23-5A MVP ... Finalist for the Houston Touchdown Club Offensive Player of the Year ... Academic All-American ... Threw for 2,196 yards (174-of-266) and 17 touchdowns as a quarterback in 2014 ... Rushed for 758 yards on 113 carries and scored 15 touchdowns that season as well.

PERSONAL

Born Sept. 4, 1996 ... Majoring in sport administration.



99 GREG GILMORE

Nose Tackle • 6-4 • 308 • Sr. • 2L
Hope Mills, N.C. | South View High School

Fourth-year defensive tackle with the size to be a run stuffer on the line ... Playing nose tackle in defensive coordinator Dave Aranda's scheme ... Has shown flashes as a disruptive lineman who can blow up plays in the backfield.

JUNIOR SEASON (2016)

Started all 12 games and accounted for 34 tackles and one sack ... Recorded two tackles, one solo, and a half sack at Arkansas ... Compiled a career-best six tackles against Southern Miss ... Credited with his first sack of the season against Missouri and had four tackles ... Tied his previous career best four tackles at Auburn ... Recorded his first career pass breakup against Mississippi State

SOPHOMORE SEASON (2015)

Made his first career start at defensive tackle against Western Kentucky ... Played in all 12 games ... Recorded 13 total tackles, including 1.5 tackles for a loss and one sack ... Set a new career high with four tackles against Texas A&M ... In his first start against Western Kentucky he tallied a half tackle for a loss and one quarterback hurry ... Recorded a solo sack for a loss of eight yards at Syracuse.

REDSHIRT FRESHMAN SEASON (2014)

Competed in six games at defensive tackle ... Tallied four tackles on the season with two against New Mexico State, one against Sam Houston State and one versus Kentucky ... Posted a half sack against Sam Houston.

FRESHMAN SEASON (2013)

Redshirted as a true freshman in 2013.

HIGH SCHOOL

Participated in the 2013 Under Armour All-American Game for the Black Team ... Rated as a five-star prospect by Scout.com and a four-star prospect by ESPN.com, 247Sports and Rivals.com ... Named the No. 1 player in the state of North Carolina by ESPN ... Graded as the nation's No. 5 defensive tackle, the No. 2 player in North Carolina and the 59th overall player in the country by 247sports ... Listed as a member of the ESPN 150 as the 83rd-ranked player overall and No. 8-rated defensive tackle ... A member of the Rivals 250 as the No. 5 rated defensive tackle ... Named a PrepStar Top 300 All-American ... Played in the Shrine Bowl of the Carolinas ... Named to the Associated Press North Carolina All-State Team ... Posted 90 tackles, 10 tackles for a loss and two sacks his senior season ... Registered 79 tackles, four forced fumbles, two fumble recoveries and two sacks his junior campaign ... Earned first-team All-Mid-South 4A Conference honors his junior and senior seasons ... Named to the All-Cape Fear Regional Team ... Coached by Randy Ledford.

PERSONAL

Full name is Gregory Nelson Gilmore ... Parents are Tina Ward and Glen Gilmore ... Born Nov. 28, 1994, in New Bern, N.C. ... Has three siblings — Richard, Johnathan, and Christian ... Father is a member of the U.S. Marine Corps ... Majoring in interdisciplinary studies.

GREG GILMORE'S CAREER HIGHS

Total tackles: 6 vs. Southern Miss, 2016
 Tackles for a loss: 1.0 at Syracuse, 2015
 Sacks: 1.0 at Syracuse, 2015

	G-GS	UT	AT	TT	TFL	Sacks	PBU	QBH	INT	FF	FR
2014	6-0	1	3	4	0.5-3	0.5-3	0	0	0-0	0	0-0
2015	12-1	4	9	13	1.5-10	1.0-8	0	1	0-0	0	0-0
2016	12-12	5	29	34	1.0-7	1.0-7	1	1	0-0	0	0-0
Total	30-13	10	41	51	3.0-20	2.5-18	1	2	0-0	0	0-0



39 JACK GONSOULIN

Placekicker • 5-9 • 165 • So. • SQ
Baton Rouge, La. | Catholic High School

2016 SEC Academic Honor Roll

Poised to compete for the starting placekicker position as a sophomore.

FRESHMAN SEASON (2016)

Played in one game and was successful on an extra point ... Named to the SEC Academic Honor Roll.

HIGH SCHOOL

Ranked the number two kicker in the class of 2015 by the Chris Sailer Kicking Camp... A local kicking product with the ability to drive kickoffs and hit field goals... Named to the LSWA Class 5A all-state football team... Made a high school team record 50-yard field goal during his senior year... His junior year long was a 45-yard field goal which came at a pivotal point in the game... Early in his junior year he booted a game-winning field goal against Mandeville High... Was a three-year starter at Catholic High School.

PERSONAL

Born Aug. 9, 1996 ... Majoring in business administration.

	G-GS	NO	Yards	TB	AVG
2016	2-0	4	250	0	62.5



38 JOSH GROWDEN

Punter • 6-2 • 204 • So. • 1L
Sydney Australia | Clare High School

2016 SEC All-Freshman Team (Coaches)

2016 SEC Co-Special Teams Player of the Week (vs. Mississippi State)

2016 SEC Academic Honor Roll

2015 SEC First-Year Academic Honor Roll

LSU's starting punter for a second-straight year ... Possesses a strong leg and vast potential as he gets acclimated to American football and more coaching ... Has consistently improved in technique and execution since arriving on campus ... Is the third-straight Australian punter to sign with LSU, joining Brad Wing and Jamie Keehn.

REDSHIRT FRESHMAN SEASON (2016)

Named to the SEC All-Freshman team after averaging 41.4 yards on 57 punts with 10 punts of 50 or more yards and 22 inside the 20-yard line ... Played in all 12 games ... Totaled an average of more than 50 yards in seven games ... Earned Co-SEC Special Teams Player of the Week after launching two punts for more than 60 yards against Mississippi State, including a 65-yard punt and a crucial 61-yard punt that pinned MSU to its own 22-yard line as LSU was clinging to its 23-20 lead with 2:15 left in the contest ... Placed three of his four punts inside the 20 at Texas A&M ... Averaged 42.0 yards per punt against Alabama, placing five of his eight punts inside of the 20 ... Booted a career-long 68-yard punt and averaged 58.0 yards, including one touchback and one punt inside of the 20 against Southern Miss ... His average against the Golden Eagles broke the school record for punting average in a game ... Placed two punts inside of the 20 in his LSU debut at Wisconsin ... Named to the SEC Academic Honor Roll for a second-straight season.

FRESHMAN SEASON (2015)

Redshirted as a true freshman in 2015 ... Earned SEC First-Year Academic Honor Roll recognition.

PRIOR TO LSU

Former member of the Australian Football League (AFL) rugby club Greater Western Sydney ... Gave up rugby due to injuries and began training with ProKick Australia in order to become a punter ... Trained at ProKick Australia under former Green Bay Packers punter Nathan Chapman ... Ranked the No. 5 punter nationally by 247Sports.

PERSONAL

Born April 17, 1993 ... Majoring in fitness studies.

JOSH GROWDEN'S CAREER HIGHS

Punts: 8 vs. Alabama, 2016

Punting Yards: 336 vs. Alabama, 2016

Punting Avg.: 58.0 vs. Southern Miss, 2016

Long: 68 vs. Southern Miss, 2016

	G-GS	NO.	Yards	AVG	Long
2016	12-0	57	2357	41.4	68
Total	12-0	57	2357	41.4	68



5

DERRIUS GUICE

Running Back • 5-11 • 218 • Jr. • 2L
Baton Rouge, La. | Catholic High School

2016 Citrus Bowl MVP

2016 First Team All-America (Scout)

2016 First Team All-SEC (SEC Coaches, Associated Press)

2016 Second Team All-SEC – All Purpose (SEC Coaches)

2016 Walter Camp National Player of the Week (at Texas A&M)

2016 SEC Offensive Player of the Week (vs. Missouri, at Arkansas, at Texas A&M)

2015 SEC All-Freshman Team (SEC Coaches)

2015 SEC Freshman of the Week (vs. South Carolina)

Electrifying ball-carrier that has the potential to score every time he touches the football ... Routinely makes highlight-reel runs ... Set two school records last year on his way to earning All-America honors from Scout.com as well as being a first team All-SEC pick from both the league's coaches and the AP ... Scored on the longest run in LSU history with a 96-yard rush in win over Arkansas ... Set the school's single-game rushing record with 285 yards and three TDs in win over Texas A&M on Thanksgiving Night ... For career, has already rushed for 1,823 yards and 18 TDs despite starting only six games in his two years with the Tigers ... Of his 18 rushing TDs, seven have come from at least 40 yards out ... Has rushed for 100 or more yards seven times in his career, which includes two games of 200-yards or more ... LSU is 7-0 when Guice reaches the 100-yard rushing mark ... He's the only player in LSU history to rush for 250 yards or more in a game twice (252 at Arkansas, 2016; 285 at Texas A&M, 2016) ... Joins Moe Williams of Kentucky (in 1995) as the two players SEC history to rush for 250 yards or more in two games in the same season ... Stepped in for an injured Leonard Fournette in 2016 and established himself as the top running back in the SEC ... Possesses great size and athleticism which poses problems for defenses on every down ... Has shown he can catch the ball out of the backfield and serve as a solid blocker in passing situations ... Goes into 2017 looking to become the first player in LSU history to lead the SEC in rushing yards in back-to-back seasons, which has not been accomplished since Darren McFadden (Arkansas) did it in 2006 and 2007.

SOPHOMORE SEASON (2016)

Played in 12 games, starting six times ... Led the SEC in rushing yards (1,387) and ranked second in the league in rushing yards per game (115.6) ... Led all SEC running backs in rushing touchdowns with 15, which ranked No. 2 overall in the SEC behind Mississippi State QB Nick Fitzgerald ... Averaged a whopping 7.6 yards per carry, also No. 1 in the SEC and No. 5 nationally ... Capped season by being named MVP of the Citrus Bowl where he led the Tigers to a 29-9 win over Louisville ... Rushed for 138 yards and one TD in the Citrus Bowl win ... Added three receptions for 11 yards, including a 1-yard TD reception in the win over Louisville ... Scored on a 70-yard run vs. Louisville ... Rushed for 100 or more six times, including a school-record 285 yards and 4 TDs on 37 carries in road win over Texas A&M ... The 285 rushing yards vs. Texas A&M broke the previous mark of 284 set by Leonard Fournette against Ole Miss on Oct. 22 ... Against the Aggies, rushed for TDs of 45, 45, 6 and 1 yards in the 54-39 LSU victory ... Had 252 yards and 2 TDs on 21 carries in road win over Arkansas ... Set the LSU record for longest rush in school history with 96-yard TD in the win over the Razorbacks ... The 96-yard TD run ties for sixth in SEC history and represents the longest in a conference game since 1997 (John Avery of Ole Miss, 97 yards vs. Arkansas) ... Earned SEC Player of the Week Honors three times as a sophomore – vs. Missouri, at Arkansas and at Texas A&M ... Named Walter Camp Player of the Week after his record-setting game at Texas A&M ... Became the 46th and fastest player in school history to reach 1,000 career rushing yard mark, needing only 113 attempts, when he reached the milestone against Southern Miss on Oct. 15 in what was the 18th game of his career ... Was a part of the first LSU tandem to have a 300-yard passing/200-yard rushing game at Texas A&M as Danny Etling passed for 324 yards and Guice had 285 rushing yards ... Had 155 yards and one TD in home opener against Jacksonville State ... Came up big with 163 yards and three TDs in win over Missouri in Ed Orgeron's head coaching debut at LSU ... Followed that with 162 yards and

two scores against Southern Miss ... Had a 52-yard run at Auburn and finished with 62 rushing yards in that contest ... Rushed for 57 yards and a TD in win over Ole Miss and had 83 yards and a score vs. Florida ... Scored at least one TD in eight games and had multiple TDs in six games ... Of the 15 rushing TDs, eight came from at least 20 yards and five were 40 yards or longer ...

FRESHMAN SEASON (2015)

Played in all 12 games, seeing time as second-string running back, kickoff returner and on special teams coverage units ... Finished second on the team with 436 rushing yards on 51 attempts and scored three touchdowns ... Averaged a staggering 8.5 yards per carry ... Also caught five passes for 20 yards on the season ... Ranked among SEC freshman leaders in rushing yards with 436 ... Finished ninth in the SEC in kickoff returns with a 23.6-yard average per return ... Returned 20 kickoffs for 472 yards with a long of 75 ... Averaged 7.3 yards per carry against Texas A&M as he carried the ball 10 times for 73 yards, including a 50-yard touchdown to give LSU the lead for good ... Also returned two kick-offs for 97 yards with a 75-yarder to start the second half in which he broke at least six tackles against the Aggies ... Ripped off a 47-yard touchdown run in the fourth quarter against Western Kentucky ... Shattered all of his career highs with 16 carries for 161 yards and one touchdown with an average of 10.1 yards per carry against South Carolina, earning him SEC Freshman of the Week honors ... His 161 rushing yards vs. USC were the sixth-most by a true freshman in LSU history ... Carried it six times for 55 yards, a 9.2-yard average, against Auburn and made his first reception ... Worked his way into the rotation as LSU's primary kickoff returner and also played well in special teams coverage.

HIGH SCHOOL

Rated as a five-star prospect by Rivals while 247Sports, ESPN and Scout gave him a four-star ranking ... Touted as the No. 2 running back nationally by Rivals and the No. 2 prospect from Louisiana by 247Sports and Rivals ... Rushed for 1,341 yards and 21 touchdowns, along with 617 receiving yards and eight touchdowns as a senior ... Selected to the 5A all-state and all-metro teams after rushing for 1,101 yards and 11 touchdowns as a junior ... Played in the US Army All-American game and was named MVP after racking up a record 153 receiving yards and two touchdowns on just two receptions in the contest ... Caught a US Army All-American game record 92-yard TD pass and added a 61-yard reception in the contest ... Member of The Baton Rouge Advocate's 2015 Super Dozen ... Nominated for US Army Play of the Year ... Warrick Dunn Award Finalist ... Member of the Rivals 250, ESPN 300, 247Sports 247 and Scout 300 ... Helped lead his team to a 9-2 record and district championship in 2014 ... Coached by Dale Weiner.

PERSONAL

Mother is Beulah Guice ... Born June 21, 1997 ... Majoring in sport administration.

DERRIUS GUICE'S CAREER RUSHING HIGHS

Attempts: 37 at Texas A&M, 2016

Yards: 292 at Texas A&M, 2016

Touchdowns: 3 vs. Missouri, 2016

Long: 96 at Arkansas, 2016

DERRIUS GUICE'S CAREER RECEIVING HIGHS

Receptions: 3 vs. Louisville, 2016 (Citrus Bowl)

Yards: 29 vs. Florida, 2016

Long: 29 vs. Florida, 2016

Touchdowns: 1 vs. Louisville, 2016 (Citrus Bowl)

DERRIUS GUICE'S CAREER KICKOFF RETURN HIGHS

Returns: 5, twice (Last: at Ole Miss, 2015; First: vs. Arkansas, 2015)

Yards: 132 vs. Arkansas, 2015

Long: 75 vs. Texas A&M, 2015

Touchdowns: 0

DERRIUS GUICE'S SCHOOL RECORDS

Longest rushing touchdown: 96 yards at Arkansas, 2016

Most rushing yards in a game: 285 yards at Texas A&M, 2016

DERRIUS GUICE'S 100-YARD RUSHING GAMES 2015

161 yards vs. South Carolina

2016

155 yards vs. Jacksonville State

163 yards vs. Missouri

162 yards vs. Southern Miss

252 yards at Arkansas

285 yards at Texas A&M

138 yards vs. Louisville (Citrus Bowl)

Rushing	G-GS	ATT	YDS	TD	Long
2015	12-0	51	436	3	50 (TD)
2016	12-6	183	1387	15	96 (TD)
Total	24-6	234	1823	18	96 (TD)

Receiving	G-GS	REC	YDS	TD	Long
2015	12-0	5	20	0	10
2016	12-6	9	106	1	29
Total	24-6	14	126	1	29



33 TODD HARRIS JR.

Safety • 6-0 • 186 • Fr. • HS
Plaquemine, La. | Plaquemine High School

HIGH SCHOOL

Nifty defensive back that can develop into a dominant collegiate player at either safety or cornerback ... Has large size and frame to complement his ball-hawking skills ... Possesses the ability to challenge any opposing receiver and has the proven ability to step up in run support ... Consensus four-star recruit and rated as the No. 3 prospect in Louisiana per 247Sports and ESPN ... Ranked No. 83 in the ESPN 300 ... Regarded as the No. 1 safety in Louisiana according to Scout ... Invited to the 2017 Under Armour All-America game ... Became the third Plaquemine player to be honored as an All-American along with former LSU defensive tackle Davon Godchaux and Plaquemine assistant coach Ja'Kouri Williams ... Selected to the 2016 All-USA Louisiana Second Team Defense ... Invited to The Opening in 2016, a premier Nike showcase camp in the summer ... Voted to the 2016 All-State Class 4A Defensive Team by the Louisiana Writers Sports Association ... Wrapped up senior season totaling 53 tackles, nine pass breakups, one interception and one fumble recovery ... Helped lead Plaquemine to the quarterfinals of the Class 4A State Championship ... Coached by Paul Distefano.

PERSONAL

Parents are Terri and Todd Harris ... Born Nov. 3, 1998 ... Majoring in sport administration.



97 FRANK HERRON

Defensive End • 6-4 • 312 • Sr. • 2L
Memphis, Tenn. | Memphis Central High School

2017 LSU Graduate (Interdisciplinary Studies)

Possesses great quickness and burst for his size ... Versatile lineman who can play out on the end or on the inside ... Poised to compete for a starting defensive end spot as a senior ... Graduated in August of 2017 with a degree in interdisciplinary studies.

JUNIOR SEASON (2016)

Registered 20 tackles in 20 games at defensive end ... Matched his career high in tackles for loss with one against Southern Miss and Alabama ... Recorded his first forced fumble against Alabama when he sacked the QB ... Totaled three tackles in back-to-back games against Mississippi State and Auburn. Ended the game against Auburn with two solo tackles.

SOPHOMORE SEASON (2015)

Played in all 12 games with most action coming at defensive tackle ... Accumulated 23 tackles, 2.0 tackles for a loss, one sack, one forced fumble and one fumble recovery ... Second-leading tackler for the Tigers with a career-best eight stops against Texas A&M ... Finished with a career-high five tackles and a tackle for loss vs. Arkansas ... Blew up the back-field on one play against Auburn where he sacked the QB, forced a fumble and recovered it at the Auburn 5-yard line to set up an LSU touchdown in the 45-21 rout.

REDSHIRT FRESHMAN SEASON (2014)

Transitioned to defensive tackle from end ... Saw action in four games, registering three tackles ... Posted two solo stops at Auburn.

FRESHMAN SEASON (2013)

Redshirted as a true freshman in 2013.

HIGH SCHOOL

Rated as a five-star recruit by Rivals.com and PrepStar and as a four star by ESPN.com, 247Sports, and Scout.com ... Named to the PrepStar Top 150 Dream Team ... Recorded 57 tackles, seven tackles for a loss, and seven sacks in his junior season at Memphis Central High School ... Tallied 26 tackles, six tackles for loss, two and a half sacks, and forced one fumble in his senior campaign ... Rated as the No. 2 player in Tennessee by Rivals and 247sports and No. 6 by ESPN ... Rated as the No. 5 defensive end by Rivals and Scout, while being rated as the No. 7 defensive end by 247sports ... Participated on the East Team in the U.S. Army All-American Game where he recorded one sack for a 10 yard loss ... Coached by Lynord Crutchfield.

PERSONAL

Mother is Wanlisha Hawkins ... Born September 9, 1994, in Centerville, Ill. ... Has three siblings — Carrie, Ashley and DeMarcus.

FRANK HERRON'S CAREER HIGHS

Total tackles: 8 vs. Texas A&M, 2015
 Tackles for loss: 1.0, 4x (Last: vs. Alabama, 2016; First: vs. Auburn, 2015)
 Sacks: 1.0, twice (Last: vs. Alabama, 2016; First: vs. Auburn, 2015)
 Forced Fumble: 1, twice (Last: vs. Alabama, 2016; First: vs. Auburn, 2015)

	G-GS	UT	AT	TT	TFL	Sacks	PBU	QBH	INT	FF	FR
2013	REDSHIRT SEASON										
2014	4-0	2	1	3	0	0	0	0	0	0	0
2016	10-0	6	14	20	2.0-7	1.0-5	0	0	0	1	0
Total	26-0	17	29	46	4.0-20	2.0-14	0	1	0	2	1



1 DONTÉ JACKSON

Defensive Back • 5-11 • 175 • Jr. • 2L
Metairie, La. | Riverdale High School

A two-sport standout who serves as a multi-threat play maker on the football field for the Tigers ... Has lined up at cornerback, nickel back, wide receiver, punt returner and kickoff returner at LSU ... Primarily plays in the secondary ... Arguably one of the nation's fastest players, he also ran track at LSU during the 2017 indoor and outdoor season ... SEC Champion in the 4x100 relay.

SOPHOMORE SEASON (2016)

Started in 11 games and played in all 12 ... Recorded the second-most pass breakups with eight on the season ... Also had 39 tackles ... Returned seven kickoffs during the season, including a long of 40 against Jacksonville State ... Also totaled two interceptions and a forced fumble ... Recorded four tackles at Texas A&M ... Notched five tackles, all of which were solo, at Arkansas ... Logged a career-high seven tackles against Alabama ... Intercepted his second pass for the season and tallied, a then career-high, six tackles against Ole Miss ... Recorded two pass break ups against Mississippi State ... Returned a pickoff for 40 yards and compiled four tackles against Jacksonville State ... Recorded three tackles and forced his first career fumble in the season opener against Wisconsin.

FRESHMAN SEASON (2015)

Played in all 12 games with one start at cornerback in the Texas Bowl against Texas Tech ... Accumulated 26 total tackles, two pass breakups, one fumble recovery, one interception and half a tackle for loss ... On offense he carried the ball once for 14 yards against Auburn ... On special teams he returned eight kickoffs for 164 yards and four punts for six yards ... Made his first career interception late in the game against Texas A&M, and he also recovered a fumble against the Aggies ... Half tackle for a loss came in the bowl game versus Texas Tech ... Posted a season-best four tackles against Syracuse, Ole Miss and Texas Tech.

ON THE TRACK

One of the NCAA's top sprinters during the 2017 track season ... An SEC finalist in the 60 meters indoors and 100 meters outdoors at the SEC Championships ... Placed eighth in both events at the conference meet ... Opened his 2017 outdoor season by clocking a wind-legal personal best of 10.22 seconds in the 100-meter dash at the SEC Relays ... Won his heat in 10.22 with a legal tailwind of 1.6 meters per second ... Clocking a wind-legal 10.23 (+0.7) in the preliminary round at the SEC Outdoor Championships ... Led off LSU's 4x100-meter relay throughout the 2017 season ... Crowned an SEC Champion in the event as the Tigers were the only team to break 39 seconds with a winning time of 38.71 at the SEC meet ... Helped run the team's fastest time of the season at 38.57 in winning the relay title at the Mt. SAC Relays in April ... Also ran on LSU's winning 4x100-meter relay at the inaugural SEC Relays where the Tigers clocked 38.88 in the final ... Opened his indoor season with a seasonal-best time of 6.66 in the 60-meter prelims at the New Mexico Collegiate Classic to rank among the Top 20 sprinters in the NCAA during the 2017 indoor season ... Owns a personal best of 6.63 in the 60-meter dash from the 2016

season to rank No. 4 on LSU's all-time indoor performance list in the event.

HIGH SCHOOL

Explosive athlete that brings track speed and tremendous ball skills to the cornerback position ... Rated as a five-star prospect by 247Sports and Scout and listed as a four-star recruit by Rivals and ESPN ... Ranked as high as the No. 10 overall prospect nationally by 247Sports and the No. 5 cornerback nationally by Scout ... Recorded 59 tackles and five tackles for a loss as a senior ... Accounted for 1,637 yards and 20 touchdowns on the offensive side of the ball in 2014 ... Standout on his high school track and field team as well ... Won the Louisiana Class 4A State Outdoor Championship in the 100-meter dash by posting a time of 10.42 in May 2014 ... Captured the 200-meter state in 2014 as well ... Repeated as 100-meter (10.30 seconds) and 200-meter (21.26 seconds) champion at the 2015 Louisiana Class 4A Allstate Sugar Bowl/LHSAA State Outdoor Track & Field Meet ... Member of the Rivals 250, ESPN 300, 247Sports Top 247 and Scout 300 ... Selected for the US Army All-American Game ... Attended Nike's The Opening, a camp for the country's top prospects ... Member of the Advocate's 2015 Super Dozen ... Coached by Brett Bonnafons.

PERSONAL

Parents are Yashica Jackson and Aaron Morrison ... Born Nov. 8, 1995 ... Majoring in sport administration.

DONTE JACKSON'S CAREER HIGHS

Total tackles: 7 vs. Alabama, 2016

Tackles for loss: 0.5 vs. Texas Tech, 2015

Interceptions: 1, 3x (Last: vs. Ole Miss, 2016, First: vs. Texas A&M, 2015)

DEFENSE	G-GS	UT	AT	TT	TFL	Sacks	PBU	QBH	INT	FF	FR
2015	12-1	21	5	26	0.5-5	0	2	0	1-0	0	1-0
2016	12-11	32	7	39	0-0	0	10	0	2-40	1	0-0
Total	24-12	53	12	65	0.5-5	0	13	0	3-40	1	1-0

Kick Return	G-GS	ATT	YDS	TD	Long
2015	12-1	8	164	0	27
2016	12-11	7	164	0	40
Total	24-12	15	328	0	40

Punt Return	G-GS	ATT	YDS	TD	Long
2015	12-1	8	164	0	6
2016	12-11	0	0	0	-
Total	24-12	8	164	0	6



49 ARDEN KEY

Linebacker • 6-6 • 265 • Jr. • 2L
Atlanta, Ga. | Hapeville Charter Academy

2016 First Team All-SEC (AP)

2016 Second Team All-SEC (Coaches)

2015 Freshman All-America (ESPN.com, 247Sports)

2015 SEC All-Freshman Team (Coaches)

Made the transition to linebacker under defensive coordinator Dave Aranda ... Flourished with 56 total tackles and 14.5 tackles for loss ... Rangy, explosive athlete with a quick first step ... Set the single-season sacks record with 12 during his sophomore season ... Earned selection to the Bednarik, Maxwell, Butkus and Walter Camp award preseason watch lists.

SOPHOMORE SEASON (2016)

School record holder with 12 single-season sacks... Led the squad with 14.5 tackles for loss ... Finished sixth on the team with 56 total tackles ... Also tied for fifth on the team in solo tackles with 24 ... Recorded two sacks for 16 yards in the Citrus Bowl to take the record ... Also logged six tackles against the Cardinals ... Captured LSU's first safety since 2012 in the Citrus Bowl after sacking Heisman Trophy winner Lamar Jackson, the first in a bowl for the Tigers since the 1974 Orange Bowl against Penn State ... Named first team All-SEC by the media and second team All-SEC by the coaches ... Logged a sack in nine of the 11 contests that he played ... Matched his career high in both tackles and tackles for loss against Florida where he compiled eight tackles and two tackles for loss ... Logged one sack at Arkansas ... Recovered his first fumble of the season, which was forced by Frank Herron, for his second career recovery and also compiled five tackles against Alabama ... Moved into the top-10 in single season sacks after dropping Ole Miss' Chad Kelly for a loss of four yards ... Registered five tackles, two quarterback hits and his first pass breakup of the season against Southern Miss ... Earned a sack against Missouri and also recorded three tackles ... Had a

monster of a game at Auburn where he finished the evening with six tackles, three quarterback hurries, 1.5 sacks and forced his second fumble of the season, which was picked up by Davon Godchaux ... Picked up a huge sack and forced a fumble that was recovered by Godchaux on 4th and 8 with 1:41 left in the fourth quarter against Mississippi State as the Tigers were clinging to the 23-20 lead ... Totaled his third-consecutive game with a sack and tied his career high with two sacks against Mississippi State ... Recorded a sack against Jacksonville State ... Tallied six tackles and registered a career-high two sacks against Wisconsin.

FRESHMAN SEASON (2015)

Played in all 12 games and started the final nine contests at defensive end ... Named a Freshman All-America by ESPN.com and 247Sports as well as an SEC All-Freshman Team member following an outstanding rookie campaign ... Collected 41 tackles, 6.5 tackles for loss, 5.0 sacks, a team-high nine quarterback hurries, one pass breakup and one fumble recovery ... Had a monster game against Texas A&M where he posted a career-high eight tackles, 1.5 sacks and three QB hurries ... Earned a sack vs. Arkansas ... Recorded a sack, recovered a fumble and finished with a career-high six tackles at Alabama ... Tallied half a sack vs. Florida ... Hurried the QB on the pass that led to Deion Jones' 26-yard pick six in Key's first start versus Eastern Michigan ... Tipped a pass that Deion Jones picked off at Syracuse ... Played extensively in the opener at Mississippi State and recorded LSU's first sack of the season along with two QB hurries and one PBU.

HIGH SCHOOL

Rangy, explosive athlete at the defensive end position ... Unanimously rated as a four-star prospect by Rivals, 247Sports, Scout and ESPN ... Ranked as high as the No. 3 weak side defensive end nationally by 247Sports and the No. 24 overall prospect nationally by ESPN ... Touted as the No. 4 overall prospect coming out of Georgia ... Racked up 15.5 sacks as a senior ... Accounted for more than 100 tackles and eight sacks as a junior ... Registered a dozen sacks as a sophomore ... Member of the Rivals 250, Scout 300, 247Sports Top 247 and ESPN 300 ... Garnered an invitation to play in the Under Armour All-American Game ... Class 2A first team All-State selection ... Coached by Winston Gordon.

PERSONAL

Parents are Nicole Spencer and Arden Key Sr. ... Born May 3, 1996 ... Majoring in interdisciplinary studies.

ARDEN KEY'S CAREER HIGHS

Total tackles: 8, twice (Last: vs. Florida, 2016; First: vs. Texas A&M, 2015)

Tackles for loss: 2.5 vs. Mississippi State, 2016

Sacks: 2.0, twice (Last: vs. Louisville, 2016; First: vs. Mississippi State, 2016)

	G-GS	UT	AT	TT	TFL	Sacks	PBU	QBH	INT	FF	FR
2015	12-9	20	21	41	6.5-36	5.0-33	1	9	0	0	1-0
2016	11-11	24	32	56	14.5-97	12.0-85	3	11	0	3	1-0
Total	23-20	44	53	97	21-133	17-118	4	20	0	3	2-0



18 CHRISTIAN LACOUTURE

Defensive End • 6-5 • 292 • Sr. • 3L
Lincoln, Neb. | Lincoln Southwest High School

2016 LSU Graduate (Sport Administration)

2015 SEC Academic Honor Roll

2014 SEC Academic Honor Roll

A three-year starter along the defensive line for the Tigers who returns for a fifth year after missing all of 2016 with a knee injury ... Returned to full strength by the spring and goes into his final year with the Tigers in position for a banner season ... Will play defensive end in Dave Aranda's 3-4 scheme ... Can move inside to defensive tackle when the Tigers shift to a 4-3 alignment ... Two-time member of the SEC Academic Honor Roll in 2014 and 2015 ... Graduated in August of 2016 with a degree in sport administration ... Currently enrolled in graduate school and is pursuing a Master's degree ... On field, is a strong and aggressive defender who plays with great leverage ... Student of the game, literally ... Last year while sitting out due to injury, served as a student coach alongside Pete Jenkins, for the defensive line ... Will wear the No. 18 jersey this year, a number symbolic with being a team leader and selfless player who best represents what it means to be an LSU Tiger ... Has played in 37 games with 23 career starts ... Credited with 86 tackles, 8.0 tackles for a loss and 4.5 sacks in his career.

REDSHIRT SENIOR SEASON (2016)

Missed all of 2016 with an injury ... Suffered injury during camp ... Served as a student assistant coach with the defensive line in 2016 ... Graduated in August of 2016 with a degree in sport administration.

JUNIOR SEASON (2015)

Played in 11 games with 10 starts at defensive tackle ... A key reason why LSU ranked No. 3 in the SEC in rushing defense at 122.9 yards per game ... Posted 35 tackles, 2.5 tackles for a loss, one sack, one forced fumble and one pass breakup on the season ... Tied his career best with six tackles and also forced a fumble versus Arkansas ... Tallied a career-best 2.0 tackles for a loss at Alabama, including a solo sack ... Tied his career high with six tackles at Mississippi State ... Named to the SEC Academic Honor Roll.

SOPHOMORE SEASON (2014)

Key component of LSU defense that led the SEC in total defense (316.8 yards per game) and pass defense (164.2 yards per game) and ranked No. 2 in the league in scoring defense (17.5 points per game) ... Started all 13 games at defensive tackle, finishing with 40 tackles, 4.0 tackles for loss and 2.5 sacks ... Had at least one tackle in every game with career-high of six coming at Auburn and at Arkansas ... Added a sack for a seven-yard loss against Arkansas ... Had a half-sack in win over Sam Houston State and a sack for a five-yard loss against Auburn ... Had four tackles and a pass breakup against Mississippi State ... Had four tackles in overtime loss to Alabama.

FRESHMAN SEASON (2013)

Played in all 13 games with no starts at defensive tackle ... Finished the season with 11 tackles ... Collected a season-best two tackles on three occasions – vs. Auburn, vs. Florida and against Arkansas ... Recorded his first career sack at Mississippi State for a loss of two yards ... Posted half a tackle for a loss against Arkansas ... Spent the entire season in the rotation at tackle as he backed up Anthony Johnson ... Graduated high school early and enrolled at LSU in January of 2013 ... Took part in spring practice and earned Newcomer Most Improved Award.

HIGH SCHOOL

One of the top defensive linemen as a senior in 2012 ... Honored as a Semper Fidelis All-American following the 2012 season ... Played all four positions on the defensive line as a senior in 2012 ... Made starts at both fullback and tight end on the offensive side of the ball during his senior year ... Registered 98 tackles with 14 tackles for loss on defense as one of the nation's elite defensive line prospects ... Guided Lincoln Southwest to a berth in the first round of Nebraska's Class A state playoffs in 2012 ... Honored as a Class A first-team all-state pick and Nebraska super-state selection by the Lincoln Journal Star after the 2012 season ... Followed his senior season with an appearance on the West squad at the 2013 Semper Fidelis All-American Bowl in Carson, Calif. ... A four-star prospect and the No. 14-ranked strongside defensive end recruit in the country for the Class of 2013 by both 247Sports and Scout ... Ranked No. 128 among the nation's top recruits in the Scout 300 for the 2013 recruiting season ... Named the No. 2-ranked prospect in the state of Nebraska for his signing class by 247Sports ... Rated a three-star recruit by ESPN and Rivals ... Rated the nation's No. 17-ranked strongside defensive end and No. 2-ranked recruit in Nebraska by Rivals.com ... Started high school football career at Odessa Permian (Texas) before eventually moving to Lincoln, Neb. ... Coached at Lincoln Southwest by Mark King.

PERSONAL

Born Sept. 4, 1994 ... Parents are Amy and David LaCouture ... His dad was a four-year ice hockey letterwinner at the University of Maine where he was a key member of the Black Bears' 1993 NCAA National Championship squad.

CHRISTIAN LACOUTURE'S CAREER HIGHS

Total tackles: 6, 4x (Last: vs. Arkansas, 2015; First: at Auburn, 2014)

Tackles for loss: 2.0 at Alabama, 2015

Sacks: 1.0, 4x (Last: at Alabama, 2015; First: at Mississippi State, 2013)

	G-GS	UT	AT	TT	TFL	Sacks	PBU	QBH	INT	FF	FR
2013	13-0	3	8	11	1.5-2	1.0-2	0	0	0	0	0
2014	13-13	7	33	40	4.0-14	2.5-13	2	1	0	0	0
2015	11-10	7	28	35	2.5-15	1.0-12	1	1	0	1	0
2016	Redshirt Season										
Totals	37-23	17	69	86	8.0-31	4.5-27	3	2	0	1	0

**90 RASHARD LAWRENCE**

Defensive End • 6-3 • 300 • So. • 1L
Monroe, La. | Neville High School

Potential to be one of the top defensive linemen in the conference as a starter at defensive end ... Selected by the league coaches to the preseason All-SEC third team.

FRESHMAN SEASON (2016)

Played in nine games as a freshman and totaled six tackles ... Recorded his first career sack against Heisman Trophy winner Lamar Jackson of Louisville in the Citrus Bowl ... Finished with a career-high two tackles against Southern Miss and Ole Miss.

HIGH SCHOOL

One of the top defenders in high school football in 2015 ... Ferocious defensive tackle with great size and a non-stop motor ... Five-star recruit according to 247Sports and Scout ... Rated as the nation's No. 21 ranked player according to Scout and the No. 2 ranked player in Louisiana per 247Sports ... Four-star prospect per ESPN and ranked No. 12 in the ESPN 300 ... Also ranked as the No. 1 player in Louisiana per ESPN ... Invited to play in the 2016 Under Armour Game ... Member of the Advocate Super Dozen ... Selected to the 2015 MaxPreps First Team Defense ... Voted to the All-USA Louisiana First Team Defense ... Helped lead Neville to back-to-back 4A state titles in 2014 and 2015 ... Had three sacks in Neville's 28-27 win over Warren East in 2014 state title game ... Neville went 14-0 in 2015 after going 14-1 in 2014 ... Finished his senior year with 91 tackles, 15 tackles for loss, and eight sacks ... Coached by Mickey McCarty.

PERSONAL

Parents are Agnes and Ronald Lawrence ... Born Sept. 27, 1998 ... Uncle is former LSU standout Oliver Lawrence, who played linebacker for the Tigers from 1985-89 ... Oliver finished his career with 180 tackles, 14 tackles for loss and 16 sacks and was a member of LSU's 1986 and 1988 SEC title teams ... Majoring in sport administration.

RASHARD LAWRENCE'S CAREER HIGHS

Total Tackles: 2, twice (Last: vs. Ole Miss, 2016; First: vs. Southern Miss, 2016)

Tackles for Loss: 1 vs. Louisville, 2016

Sacks: 1 vs. Louisville, 2016

	G-GS	UT	AT	TT	TFL	Sacks	PBU	QBH	INT	FF	FR
2016	9-0	2	4	6	1.0-5	1.0-5	0	0	0	0	0
Total	9-0	2	4	6	1.0-5	1.0-5	0	0	0	0	0

**31 CAMERON LEWIS**

Defensive Back • 6-2 • 200 • Fr. • RS
Monroe, La. | Wossman High School

FRESHMAN SEASON (2016)

Redshirted as a true freshman in 2016.

HIGH SCHOOL

A two-way standout during his prep career as both a defensive back and quarterback at Wossman High School ... Slated to play in the secondary for LSU ... Four-star prospect according to Rivals, 247Sports and ESPN ... Given three stars by Scout ... Rated No. 213 in Scout 300, No. 269 in ESPN 300 and No. 289 by 247Sports ... Listed in the composite ratings as the 17th-best player in the 2016 class in Louisiana ... Three-year starter at quarterback for Wossman ... Twice named 2-4A All-District ... As a junior, connected on 112-of-232 attempts for 1,433 yards and 12 TDs and added another 1,142 yards and 17 touchdowns on the ground ... As a sophomore, threw for 842 yards and eight TDs and rushed for 368 yards and six scores ... Coached by Dean Smith.

PERSONAL

Parents are Shardell Lewis and Clayton Walker ... Born March 12, 1997 ... Majoring in sport administration.

**17 XAVIER LEWIS**

Cornerback • 6-0 • 200 • So. • 1L
LaPlace, La. | East St. John High School

Skilled defensive back who can line up at any position in the secondary ... Had a promising redshirt freshman season in 2016 with action in 11 of 12 games ... Will push for playing time both in the secondary and on special teams in 2017.

REDSHIRT FRESHMAN SEASON (2016)

Finished the season with eight tackles, with three of those unassisted ... Recorded a career-high three tackles against Jacksonville State and Southern Miss ... Also earned tackles in Southeastern Conference games against Arkansas and Texas A&M.

FRESHMAN SEASON (2015)

Redshirted as a true freshman in 2015.

HIGH SCHOOL

Physical defensive back that can lock down opposing wide receivers in man-to-man situations ... Versatile athlete who lined up at quarterback, wide receiver, cornerback, punter, kicker, punt returner and kickoff returner for East St. John ... Rated as a four-star prospect by Rivals, 247Sports, ESPN and Scout ... Ranked as high as the No. 13 cornerback nationally by ESPN and the No. 8 overall prospect coming out of Louisiana by 247Sports ... Accounted for 817 yards of total offense and five touchdowns as a senior ... Member of the Rivals 250, 247Sports Top 247, ESPN 300 and Scout 300 ... Helped lead his team to a share of the District 7-5A championship and to the second round of the playoffs as a senior ... Accounted for 544 passing yards and three passing touchdowns as well as 273 rushing yards with two rushing TDs as a senior ... Selected to play in the Army All-American game where he recorded two tackles and one kickoff return for 10 yards ... Named a Sophomore All-American by MaxPreps as an underclassman ... Member of the Advocate's 2015 Super Dozen ... Earned LSWA Class 5A All-State Honorable Mention as a senior ... Attended The Opening, Nike's camp for the country's top prospects ... Coached by Phil Banko.

PERSONAL

Mother is Robin Lewis ... Born Jan. 25, 1997 ... Majoring in sport administration.

	G-GS	UT	AT	TT	TFL	Sacks	PBU	QBH	INT	FF	FR
2016	11-0	3	5	8	0-0	0	0	0	0	0	0
Total	11-0	3	5	8	0-0	0	0	0	0	0	0



96 GLEN LOGAN

Defensive End • 6-4 • 315 • Fr. • RS
Destrehan, La. | Destrehan HS

FRESHMAN SEASON (2016)

Redshirted as a true freshman in 2016.

HIGH SCHOOL

Another outstanding defensive tackle in this year's LSU signing class ... Rated as one of the top prospects in Louisiana ... Consensus four-star pick by Rivals, ESPN, Scout and 247sports ... Listed as nation's No. 69 overall prospect by Rivals ... Also ranked in the ESPN 300 (No. 292) and the Scout 300 (No. 223) ... Rated No. 159 nationally by 247sports ... Graded as the No. 2 player in Louisiana and the No. 7 defensive tackle in the nation according to Rivals ... Received All-USA Louisiana First Team Defense honors ... Closed out his senior year by recording 54.5 tackles, 5.5 tackles for loss, and four sacks ... Earned first team Louisiana 5A all-state honors in 2015 ... Helped Destrehan to an 11-1 overall mark and the second round of the Louisiana 5A state playoffs as a senior ... Coached by Stephen Robicheaux.

PERSONAL

Mother is Kenosha Sampson ... Born March 26, 1998 ... Majoring in interdisciplinary studies.



73 ADRIAN MAGEE

Offensive Guard • 6-5 • 323 • So. • 1L
Franklinton, La. | Franklinton High School

A talented offensive line prospect that can dominate opposition with power and strength ... Played in three games his redshirt freshman season ... Enters his sophomore season in position to compete for playing time at offensive guard.

REDSHIRT FRESHMAN SEASON (2016)

Played in three games but provided great depth for the offensive line and specifically at guard.

FRESHMAN SEASON (2015)

Redshirted as a true freshman in 2015.

HIGH SCHOOL

Rated as a four-star prospect by 247Sports and ESPN, while Rivals and Scout give him three stars ... Ranked as high as the No. 28 offensive guard nationally by Rivals and the No. 12 prospect coming out of Louisiana ... Earned First Team LFCA and LSWA Class 4A All-State honors as a senior ... Can play inside or outside on the line ... Helped lead his team to a 12-2 record as a senior that included a district championship and a semifinals appearance ... Coached by Shane Smith.

PERSONAL

Parents are Nicki and Michael Magee ... Cousin of former LSU running back Terrence Magee ... Born Nov. 13, 1996 ... Majoring in interdisciplinary studies.



63 K.J. MALONE

Offensive Tackle • 6-4 • 321 • Sr. • 3L
Ruston, La. | Cedar Creek High School

2017 LSU Graduate (Sports Administration)

A physical run blocker who is versatile enough to play any position on the offensive line ... Has trained at all five positions during his career at LSU ... A veteran member of the offensive line with experience in more than 29 games ... Helped pave the way to 1,000-yard rusher Derrius Guice in 2016 ... Selected by the league's coaches to the preseason All-SEC Second Team ... Graduated in May of 2017 with a degree in interdisciplinary studies ... Opted to return to another year of football in 2017, putting off his goal of becoming a U.S. Marshal.

JUNIOR SEASON (2016)

Cemented himself as the starting left tackle in all 12 games ... Played a total of 646 snaps for the third-most on the team ... Recorded 56 knockdown blocks and 23 "great effort" plays ... Gave up just three sacks all season ... Played a career-high 75 snaps against Missouri where he also posted five knockdown blocks ... Recorded eight knockdown blocks against Ole Miss and seven against Mississippi State ... As a unit, LSU finished No. 4 in the SEC with 233.0 rushing yards per game with 30 TDs.

SOPHOMORE SEASON (2015)

Saw action in all 12 games with no starts ... Backed up Jerald Hawkins at left tackle and was also listed as a reserve at left guard ... Played 62 offensive snaps on the line, including a career-high 46 against Arkansas ... Finished the season with seven knockdown blocks as he recorded five against Arkansas and two versus Eastern Michigan ... Did not allow a sack on the year ... Played extensively on special teams for point after touchdown attempts.

REDSHIRT FRESHMAN SEASON (2014)

Played in five games with no starts ... Saw action in a reserve capacity at left tackle ... Accumulated five knockdown blocks on 65 total snaps played ... Produced a season-best four knockdowns against New Mexico State ... Played 26 snaps on the line against New Mexico State, 22 snaps versus Sam Houston State, nine against ULM and eight against Kentucky.

FRESHMAN SEASON (2013)

Redshirted as a true freshman in 2013.


HIGH SCHOOL

Named to the 2012 1A All-State team by Louisiana Sports Writers Association ... A four-star recruit according to ESPN.com and a three-star according to Rivals, 247Sports and Scout ... Listed as the No. 9 center prospect nationally by 247sports ... Rated as the No. 23 guard in the nation by ESPN ... Named to the PrepStar All-Southeast Region team ... Led Cedar Creek to a 9-3 record in his senior season ... Coached by Ben Haddox.

PERSONAL

Full name is Karl Anthony Malone Jr. ... Goes by K.J. ... Born May 8, 1995, in Salt Lake City, Utah ... Parents are Kay and Karl Malone Sr. ... Has three siblings — Kadye, Kylee, and Karlee ... Dad played in NBA for 18 seasons and is considered one of the best players to ever play the game ... Karl Sr. is a member of the Naismith Memorial Basketball Hall of Fame, was twice named MVP of the league, and was a 14-time

NBA All-Star ... He capped his career with 36,928 points, which ranks second to Kareem Abdul-Jabbar in NBA history.



87 SCI MARTIN

Linebacker • 6-4 • 256 • So. • 1L
New Orleans, La. | McDonough 35 High School

Disruptive defensive end with a quick first step ... Set to compete for a starting spot at linebacker as a sophomore.

FRESHMAN SEASON (2016)

Played in five games as a true freshman ... Saw action as backup on special teams and at linebacker ... Recorded his first tackle against Jacksonville State and finished the game with two tackles.

HIGH SCHOOL

Consensus three-star prospect according to Rivals, Scout, ESPN and 247Sports ... Rated as the No. 3 defensive end in Louisiana by Scout ... Ranked as the No. 23 defensive end in the nation and the No. 18 player in Louisiana by Rivals ... Member of the Nola.com "Nifty 50" for the state of Louisiana ... Totaled 61 tackles, 33.5 tackles for loss, five forced fumbles and four fumble recoveries as a senior in 2015 ... Member of the Advocate Super Dozen ... Named to the All-USA Louisiana Second Team Defense ... Helped team to a 10-3 overall mark and reach the quarterfinals of the Louisiana 4A playoffs in 2015 ... Coached by Wayne Reese.

PERSONAL

Born Aug. 6, 1998 in New Orleans ... Parents are Sci Martin Sr. and Sandra Johnson ... Full name is Sci Sidney Martin Jr. ... Has two younger sisters, Saya and Siera ... Majoring in interdisciplinary studies.

SCI MARTIN'S CAREER HIGHS

Total Tackles: 2 vs. Jacksonville State, 2016

G-GS	UT	AT	TT	TFL	Sacks	PBU	QBH	INT	FF	FR
2016	5-0	0	2	2	0-0	0	0	0	0	0
Total	5-0	0	2	2	0-0	0	0	0	0	0



81 RACEY MCMATH

Wide Receiver • 6-3 • 215 • Fr. • HS
New Orleans, La. | Edna Karr High School

HIGH SCHOOL

One of the top receiver prospects in Louisiana as a senior ... Combines the size and speed necessary to be a top receiver in the Southeastern Conference ... Rated a 3-star recruit by 247Sports, Rivals, ESPN, and Scout and listed as a Top 30 overall prospect in Louisiana by 247Sports, Rivals, and ESPN ... Played football and ran track in high school ... Led Edna Karr to state championship games as both a junior and senior ... Caught a pair of TD passes in helping Karr to a perfect 14-0 mark and the 4A state title in 2016 ... First team 4A in 2016 by the Louisiana Sports Writers Association ... Helped track relay team to a third place finish in the 4x200 relay in the spring of 2016 ... Coached by Brice Brown.

PERSONAL

Son of Pamela and James McMath ... Born June 14, 1999 ... Majoring in management.



12 JUSTIN MCMILLAN

Quarterback • 6-3 • 210 • So. • SQ
Cedar Hill, Texas | Cedar Hill High School

Talented quarterback prospect ... Bright young player who has a strong arm and quick feet to escape the pocket ... Will push returning starter Danny Etling.

REDSHIRT FRESHMAN SEASON (2016)

Made his first appearance as a Tiger against Jacksonville State ... Completed a pass for 19 yards and also ran for a three-yard gain against JSU.

FRESHMAN SEASON (2015)

Redshirted as a true freshman in 2015.

HIGH SCHOOL

Dual-threat southpaw that led his high school to consecutive state titles in 2013 and 2014 ... Enrolled early at LSU and participated in spring drills ... Rated as a three-star prospect by 247Sports, Scout and ESPN ... Threw for 2,854 yards and 37 touchdowns with only four interceptions as a senior while rushing for 656 yards and six touchdowns ... Ranked as high as No. 36 at his position by 247Sports ... Earned second team All-District 7-5A as a junior after accounting for 2,692 total yards and 35 touchdowns ... Coached by Joey McGuire.

PERSONAL

Full name is Justin William McMillan ... Parents are Petrina and Derrick McMillan ... Both parents serve in the United States Army ... Born Oct. 28, 1996 ... Has one older sister, Ashley ... Majoring in sport administration.

Passing	G-GS	Comp.-ATT.-INT.	YDS	TD	Long
2016	1-0	1-1-0	19	0	19
Total	1-0	1-1-0	19	0	19
Rushing	G-GS	ATT	Yards	TD	Long
2016	1-1	1	3	0	3
Total	1-1	1	3	0	3



42 AARON MOFFITT

Tight End • 6-2 • 266 • Fr. • HS
Baton Rouge, La. | Catholic High School

HIGH SCHOOL

Force on the strong side of the defensive line ... Sack machine that can overpower offensive linemen on his way into the backfield ... Consensus three-star prospect ... Ranked as the No. 4 defensive end in Louisiana per Scout ... Rated as the No. 43 player in the state according to Rivals ... Bounced back from elbow and thumb injuries that cost him his first two seasons at Catholic ... Broke out during his junior campaign, logging 54 tackles, 14 tackles for loss and 11 sacks in 2015 ... Earned Louisiana Sports Writers Association Class 5A All-State accolades his junior season, helping to lead the Bears to their first-ever state championship ... Voted District MVP and was a 5A All-State selection his senior year ... Coached by Dale Weiner in high school.

PERSONAL

Son of Jill and Tommy Moffitt ... Father Tommy is LSU's director of strength training ... Older brother, Clay, pitched LSU-Eunice to a NJCAA championship his sophomore season and his dad has helped LSU to 17 straight bowl appearances, four SEC titles and a pair of national titles since joining the staff in 2000 ... Born April 6, 1999 ... Majoring in sport administration.



30 ERIC MONROE

Defensive Back • 6-0 • 197 • Fr. • RS
Houston, Texas | North Shore High School

FRESHMAN SEASON (2016)

Redshirted as a true freshman in 2016.


HIGH SCHOOL

One of the nation's top safety prospects in the 2016 class ... Possesses all of the characteristics necessary to be a game-changer at safety: great instincts, ball-hawk, tremendous closing speed, physical and good coverage skills ... Led North Shore to 2015 Texas 6A state title with a 21-14 win over Austin's Westlake ... Had three interceptions as a senior in 2015, including one in the state semifinal game ... Also scored on a 32-yard run in 6A semifinal win over Converse Judson ... Consensus four-star recruit per ESPN, Rivals, Scout, and 247Sports ... Graded as the 86th rated player overall and the nation's fifth-best safety according to ESPN ... Ranked as the No. 12 prospect in the state of Texas and the No. 6 safety according

to Rivals ... Invited to "The Opening", an all-star summer prospect camp held on the Nike Campus in Oregon ... Participated in the Under Armour All-America Game ... Listed as the fifth-best overall prospect in the Houston area by VYPE Magazine ... Coached by Jon Kay.

PERSONAL

Parents are Shari Shalow and Eric Monroe ... Born Oct. 14, 1996 ... Majoring in interdisciplinary studies.



18 JOHN DAVID MOORE

F-Back/Tight End • 6-4 • 236 • Sr. • 3L
Ruston, La. | Ruston High School

2016 Charles. E. Coates Award Winner
2016 CoSIDA Academic All-District
2016 SEC Academic Honor Roll
2015 SEC Academic Honor Roll
2014 SEC Academic Honor Roll

Joins Christian LaCouture as LSU's No. 18s in the 2017 ... The No. 18 jersey is symbolic with being a team leader and selfless player who best represents what it means to be an LSU Tiger ... Moore and LaCouture represent the first duo to be selected to wear No. 18 on the same team since the tradition began in 2003 ... Presented the jersey during the first team meeting of fall camp on July 30 ... Moves to F-back and tight end this year as LSU moves away from the traditional two-back backfield ... Still a very valuable blocker in the offensive game plan for the Tigers, but will now become more of a threat in the passing game ... Possesses great instincts to hit the hole and clear the way for the tailback ... Excellent in pass protection ... Versatile prospect who trained at tight end in 2013 and most of 2014 before moving to fullback full-time prior to the 2015 season ... Has played in 26 games with six career starts ... Selected as the 2016 Charles E. Coates Award winner as the top student-athlete ... Maintains a 3.995 grade point average in architecture ... Has made all A's and just one B in college.

JUNIOR SEASON (2016)

Played in all 12 games and started games at fullback against Wisconsin and Florida ... Totaled seven attempts for 17 yards on the ground ... Caught eight passes for 45 yards ... Paved the way for record-breaking performances by Leonard Fournette and Derrius Guice ... Both Fournette and Guice broke the single-game LSU rushing record against Ole Miss and Texas A&M ... Matched his career high with two catches for 13 yards in the Citrus Bowl ... Had one catch for eight yards at Texas A&M ... Marked a career day against Florida where he had a career-best four carries for 15 yards and also had one reception for six yards ... Caught two passes for 12 yards at Arkansas ... Carried the ball for the first time in his career and picked up a first down on a one-yard carry against Alabama and finished the game with five yards on two carries and a one-yard reception ... Made a nine-yard catch against Missouri ... Had multiple touches in a game for the first time in his career when he made two receptions for nine yards against Mississippi State ... Returned to action and started against Wisconsin after missing the second half of the 2015 season and spring practice with an injury ... One of LSU's captains in games against Jacksonville State and Auburn ... CoSIDA Academic All-District Team member.

SOPHOMORE SEASON (2015)

Played in six games with five starts at fullback before an injury took him out for the remainder of the season ... Helped pave the way for Leonard Fournette's record-breaking start in which Fournette became the first player in SEC history to rush for 200 yards in three-straight games and became the 10th player in FBS history to reach 1,000 rushing yards in the first five games of a season ... Made his first career reception versus South Carolina and was injured on the play ... Led the way for Leonard Fournette to rush for 244 yards at Syracuse ... Continued his great lead blocking as he helped Leonard Fournette rush for 228 yards versus Auburn and a team total of 411 rushing yards ... Made his first career start at fullback at Mississippi State and cleared the way for Leonard Fournette's career night (28 rushes, 159 yds, 3 TDs) ... Suffered a season-ending injury at Alabama ... Named to the SEC Academic Honor Roll for the second consecutive season.

REDSHIRT FRESHMAN SEASON (2014)

Competed in eight games with no starts ... Saw action at tight end, fullback and on special teams ... Recognized on the SEC Academic Honor Roll.

FRESHMAN SEASON (2013)

Redshirted as a freshman in 2013.

HIGH SCHOOL

Played tight end where he caught 24 balls for 354 yards and six touchdowns as a junior for Ruston High School ... Earned LSWA Class 5A all-state honorable mention as a junior ... Named Ruston High School and Lincoln Parish Student of the Year for 2012-13 ... Coached by Billy Laird.

PERSONAL

Parents are Melinda and Byron Moore ... Has two older brothers Matthew and Michael and an older sister, Elizabeth ... Born May 30, 1995 ... Chose LSU because of its architecture program ... Currently majoring in architecture and is featured in a video produced by the LSU School of Architecture "Where Passion Becomes Genius" to help promote the school to prospective students.

J.D. MOORE'S CAREER RUSHING HIGHS

Attempts: 4 vs. Florida, 2016

Yards: 15 vs. Florida, 2016

Long: 7 vs. Florida, 2016

Rushing	G-GS	ATT	Yards	TD	Long
2013	REDSHIRT SEASON				
2014	8-0	0	0	0	-
2015	6-5	0	0	0	0
2016	12-3	7	17	0	7
Total	26-8	7	17	0	7

Receiving	G-GS	REC	Yards	TD	Long
2013	REDSHIRT SEASON				
2014	8-0	0	0	0	-
2015	6-5	1	1	0	1
2016	12-3	10	58	0	10
Total	26-8	11	59	0	10



84 FOSTER MOREAU

Tight End • 6-6 • 255 • Jr. • 2L
New Orleans, La. | Jesuit High School

Sure-handed tight end who can serve as a threat in the passing game ... Enters his junior season as the top returning tight end ... Punishing blocker that plays hard every snap ... Has seen action in 23 games and started six games.

SOPHOMORE SEASON (2016)

Hauled in a career-long 32-yard catch at Texas A&M ... Logged a nine-yard grab against Florida ... Made his fifth career start at Arkansas ... Returned to the field against Ole Miss after not dressing against Southern Miss due to illness ... Had a career day with two receptions for 18 yards against Missouri ... Saw the end zone for the first time in his career after catching a three-yard shuffle pass at Auburn ... Made his first career reception, an 18-yard pass, against Mississippi State.

FRESHMAN SEASON (2015)

Played in all 12 games and made his first start at Syracuse ... Also started at Alabama and at Ole Miss ... Returned two kickoffs against Western Kentucky on short kicks ... Did not make a catch ... One of seven true freshmen who saw action in the season opener at Mississippi State.

HIGH SCHOOL

Rated as a three-star prospect by 247Sports ... Finished his prep career with 87 catches for 1,210 yards and 15 touchdowns ... Hauled in 37 receptions for 550 yards and seven touchdowns as a senior ... Earned LSWA Class 5A All-State Honorable mention and LFCA 5A All-State Second Team ... Helped lead Jesuit to its first state title in more than 50 years as a senior in 2014 ... Caught 35 passes for 475 yards and six TDs as a junior and 15 receptions for 185 yards and two touchdowns as a sophomore ... Averaged 14 points per game and 12 rebounds per game as the starting center on the basketball team his senior year ... Coached by Mark Songy.

PERSONAL

Full name is Foster Hotard Moreau ... Parents are Tricia and Lyle Moreau ... Born May 6, 1997 ... Has three sisters - Sarah, Claire and Lilly ... Majoring in sport administration ... Chose LSU because he always dreamed of playing in Death Valley.

FOSTER MOREAU'S CAREER HIGHS

Receptions: 2 vs. Missouri, 2016
Yards: 31 at Texas A&M, 2016
Touchdowns: 1 at Auburn, 2016
Long: 31 at Texas A&M, 2016

	G-GS	REC	Yards	TD	Long
2015	12-3	0	0	0	-
2016	11-3	6	79	1	31
Total	23-6	6	79	1	31

**82 THADDEUS MOSS**

Tight End • 6-3 • 247 • So. • TRF
Charleston, W.V. | Mallard Creek High School
(NC State)

Joined the Tigers after a season at North Carolina State ... Sitting out due to NCAA transfer rules ... Will practice with the team in 2017.

FRESHMAN SEASON (2016 at NC State)

Started in three games at tight end ... Caught his first career TD in the win against Old Dominion ... One of only three true freshmen to start a game for the Pack in 2016.

HIGH SCHOOL

Played tight end at Mallard Creek High School for coach Michael Palmieri ... Helped lead his team to its third-straight NC 4AA state championship as a senior, with a 49-6 win in the title game ... Squad finished 14-2 and was the No. 1 ranked team in all of North Carolina after the season according to MaxPreps.com ... Totaled 54 receptions for 831 yards and 13 touchdowns his senior season ... Also played varsity basketball ... The No. 123 player nationally regardless of position by Rivals.com ... No. 6 tight end nationally and No. 7 overall player in North Carolina by Rivals.com ... The No. 18 tight end nationally, No. 2 in North Carolina by Scout.com.

PERSONAL

Born May 14, 1998 ... Father, Randy Moss, played 14 seasons in the NFL and finished his career ranked second on the NFL all-time regular season touchdown reception list with 156. Randy was a two-time All-American at Marshall, and was a first-round draft pick in 1998 ... Majoring in general business.

**47 BRY'KIETHON MOUTON**

F-Back/Tight End • 6-1 • 261 • Jr. • 2L
Lafayette, La. | Acadiana High School

Talented athlete who has experience at fullback ... Joins J.D. Moore and David Ducre at the F-Back/Tight End position ... Has played in 15 games and owns six career starts.

SOPHOMORE SEASON (2016)

Saw action in four games at fullback ... Carried the ball five times for 15 yards ... Recorded his first career touchdown on a two-yard run against Jacksonville State ... Totaled a season-high four carries for 15 yards against Jacksonville State ... Had his lone catch, a four-yard reception, against Missouri.

FRESHMAN SEASON (2015)

Played in 11 games with five starts at fullback ... Took over starting duties at fullback when J.D. Moore went down with an injury ... Showed steady improvement as the season went on, culminated by an outstanding game versus Texas Tech in the Texas Bowl in which he led the way for Leonard Fournette to rush for 212 yards and a team total of 377 rushing yards and seven touchdowns in the win over the Red Raiders ... Recorded his first career catch for five yards against Western Kentucky ... Made his first career start at fullback vs. Florida ... Had a season-best 16-yard reception at Ole Miss ... Played in every game except the opener at Mississippi State.

HIGH SCHOOL

A versatile pass-catcher that projects to play a tight end/h-back position at the college level ... Rated as a four-star prospect by ESPN while Rivals, Scout and 247Sports all gave him three stars ... Ranked as high as the No. 6 prospect at his position nationally and the No. 18 overall prospect coming out of Louisiana ...

Hauled in 28 receptions for 544 yards and nine touchdowns as a sophomore, 21 receptions for 395 yards and seven touchdowns as a junior, and 17 receptions for 445 yards and six touchdowns as a senior ... Helped lead his team to a state title as a junior and senior ... Named Most Outstanding Player of the state championship game as a senior after recording two catches for 77 yards and a touchdown ... Named to the LFCA Class 5A All-State First Team and LSWA Class 5A All-State Team ... Earned a spot on the Advocate's 2015 Super Dozen as a member of the second dozen ... Coached by Ted Davidson.

PERSONAL

Parents are Trinity and Damien Handy ... Born Oct. 5, 1996 ... Majoring in interdisciplinary studies.

BRY'KIETHON MOUTON'S CAREER HIGHS

Attempts: 4 vs. Jacksonville State, 2016
Yards: 15 vs. Jacksonville State, 2016
Touchdowns: 1 vs. Jacksonville State, 2016
Long: 7 vs. Jacksonville State, 2016

	G-GS	ATT	Yards	TD	Long
2015	11-5	0	0	0	-
2016	4-0	5	15	1	7
Total	15-5	5	15	1	7

	G-GS	REC	Yards	TD	Long
2015	11-5	2	21	0	16
2016	4-0	1	4	0	4
Total	15-5	3	25	0	16

**2 LOWELL NARCISSE**

Quarterback • 6-2 • 231 • Fr. • HS
St. James, La. | St. James High School

HIGH SCHOOL

One of the top quarterback prospects from the Class of 2017 ... Earned four stars from ESPN, Scout and 247Sports ... Listed by ESPN as the No. 105 overall prospect and as the nation's fifth-best dual-threat quarterback for the Class of 2017 ... Ranked No. 227 overall by Scout.com and as the No. 15 quarterback and as the sixth-best prospect in Louisiana ... Rated as No. 249 overall by 247Sports to go along with a No. 9 dual-threat QB rating and as the 10th-best prospect in Louisiana ... Missed all of senior season with a knee injury suffered in preseason jamboree ... As a junior in 2015, connected on 23-of-36 passes for 296 yards, six touchdowns and no interceptions ... Injured prior to the start of the 2015 and returned late in the year ... Rushed for 305 yards and 4 scores ... In 2014 as a sophomore, completed 205-of-358 passes for 3,124 yards, 31 TDs and 13 interceptions ... Rushed for 1,402 yards and 18 TDs ... As a freshman in 2013, completed 122-of-235 passes for 2,013 yards, 27 touchdowns and nine interceptions ... Added 637 rushing yards and 12 TDs ... Named 2016 Homecoming King for St. James High School ... Coached by Dwain Jenkins his first three seasons at St. James and Robert Valdez his senior year.

PERSONAL

Born July 27, 1998 ... Majoring in general business.

**86 MANNIE NETHERLY**

Wide Receiver • 6-3 • 194 • Fr. • HS
Crosby, Texas | Crosby High School

HIGH SCHOOL

Versatile offensive threat who played quarterback at Crosby High School in Crosby, Texas ... Passed for 1,634 yards and 19 touchdowns as a senior ... Added 612 rushing yards and nine touchdowns ... Consensus four-star prospect as a wide receiver by ESPN, Scout, Rivals and 247Sports ... ESPN rated him No. 192 overall, No. 26 wide receiver and No. 29 prospect in Texas ... Listed No. 254 by Scout.com and as the nation's No. 37 wide receiver, while 247Sports has him ranked No. 256 overall and the No. 37 wide receiver.

PERSONAL

Born Nov. 11, 1998 ... Majoring in sport administration.



21 ED PARIS

Safety • 6-1 • 210 • Sr. • 3L
Arlington, Texas
Mansfield Timberview High School

Experienced defensive back that will give the Tigers another veteran alongside John Battle at safety ... Spent most of career at cornerback before shifting to safety during the spring ... Also contributes on special teams ... Fierce competitor with size and strength in coverage ... Possesses good technique, good range and has a knack for going after the ball ... Has played in 37 career games with 17 total tackles and a pair of starts

JUNIOR SEASON (2016)

Played in all 12 games and started in two games ... Earned his first career start against Auburn and also started against Southern Miss ... Finished the season with 10 tackles and a pass break-up ... Recorded a season-high three tackles in the start at Auburn ... Also totaled two tackles against Florida ... Also made tackles against Jacksonville State, Mississippi State, Missouri and Southern Miss.

SOPHOMORE SEASON (2015)

Played in all 12 games with no starts as a sophomore ... Saw extensive action at cornerback in Tre' Davious White's absence against Western Kentucky and tallied a season-best two solo tackles ... Also made tackles against Syracuse and in the Texas Bowl against Texas Tech.

FRESHMAN SEASON (2014)

Played in all 13 games with no starts as a true freshman ... Saw majority of his action on special teams ... Finished year with three tackles ... Had one tackle in games against Sam Houston State, New Mexico State, and Florida ... Was one of 17 true freshmen to see action for the Tigers in 2014.

HIGH SCHOOL

One of the nation's top defensive back prospects as a senior at Timberview High School in Mansfield, Texas ... Graduated from high school in December of 2013 and enrolled at LSU for the spring 2014 semester ... Rated a consensus four-star prospect by Rivals.com, Scout.com, ESPN.com and 247Sports.com ... Ranked the No. 8 prospect in the state of Texas by Rivals and ESPN and No. 6 by 247Sports ... Rated as high as the No. 3 safety nationally by 247Sports ... A participant in the U.S. Army All-American game ... One of four finalists for the Lockheed Martin Defensive Back of the Year award ... Tallied 18 tackles with five pass breakups and three interceptions as opposing teams avoided throwing his way during his senior season ... Named Texas APSE Class 5A All-State Honorable Mention after his senior year ... Honored as a first team All-District 7-5A cornerback as well as first team All-DFW area player as a senior ... Earned first team All-State recognition after he recorded 25 tackles, seven interceptions (two returned for TDs), nine pass breakups and two forced fumbles as a junior ... Coached by James Brown.

PERSONAL

Parents are Karla and Edward Paris Sr. ... Born March 29, 1995, in New Orleans, La. ... Evacuated New Orleans in 2005 when Hurricane Katrina struck ... Majoring in sport administration.

ED PARIS' CAREER HIGHS

Tackles: 3 at Auburn, 2016
 PBUs: 1 vs. Jacksonville State, 2016

	G-GS	UT	AT	TT	TFL	Sacks	PBU	QBH	INT	FF	FR
2014	13-0	0	3	3	0-0	0	0	0	0	0	0
2015	12-0	3	1	4	0-0	0	0	0	0	0	0
2016	12-2	4	6	10	0-0	0	1	0	0	0	0
Total	37-2	7	10	17	0-0	0	1	0	0	0	0



56 MJ PATTERSON

Linebacker • 6-4 • 236 • Sr. • SQ
Winnfield, La. | Winnfield High School

Made the complete transition from defensive end to inside linebacker in the spring under defensive coordinator Dave Aranda ... Veteran team member who provides great depth along the front seven.

JUNIOR SEASON (2016)

Did not compete as a junior but continued to provide depth in the transition from defensive end to linebacker.

SOPHOMORE SEASON (2015)

Did not compete as a sophomore but provided great depth and trained at both linebacker and defensive end.

REDSHIRT FRESHMAN SEASON (2014)

Saw action in three games at defensive end ... Recorded one tackle against New Mexico State ... Played against New Mexico State, Sam Houston State and University of Louisiana Monroe.

FRESHMAN SEASON (2013)

Redshirted as a true freshman in 2013.

HIGH SCHOOL

A skilled pass rushing defensive end who was one of LSU's first commitments in the Class of 2013 ... Honored by the Louisiana Sports Writers Association as a two-time all-state and all-district performer during his prep career at Winnfield Senior High School ... Earned first-team Class 2A all-state honors as a senior in 2012 while making 69 tackles and nine sacks along with two forced fumbles and two fumble recoveries on the year ... Guided Winnfield Senior High School to a 10-2 mark and a berth in the second round of the Class 2A state playoffs in 2012 ... A consensus three-star prospect by all major recruiting websites ... Recorded 75 tackles with 10 sacks and two interceptions returned for touchdowns en route to an honorable mention all-state selection during his junior season in 2011 ... Led Winnfield to the 2011 Louisiana High School Athletics Association Class 2A State Championship Game with a 14-1 mark ... Winnfield suffered its only defeat of the 2011 season to John Curtis in the 2A state title game in the Superdome ... Earned back-to-back first-team All-District 3-2A honors in 2011 and 2012 ... Also a two-time All-CENLA selection by the Alexandria Town Talk ... The 19th-ranked weak side defensive end recruit nationally and 15th-ranked prospect in the state of Louisiana for the 2013 recruiting season by Rivals.com ... Tabbed the No. 20 weak side defensive end in the country and No. 18 player in Louisiana for 2013 by 247Sports ... Coached at Winnfield High School by Andy Pyles.

PERSONAL

Born on Nov. 2, 1994 ... Parents are Kim Vincent and Michael Patterson Sr.... Majoring in interdisciplinary studies.



80 JAMAL PETTIGREW

Tight End • 6-7 • 262 • Fr. • RS
New Orleans, La. | St Augustine High School

HIGH SCHOOL

Versatile tight end who will be able to contribute in the running or passing game ... Big frame that will allow for mismatches in the passing game ... Can also set the edge as a blocking tight end ... A four-star prospect by Scout, 247Sports, and ESPN ... Rated as the No. 188 national prospect by Scout, No. 219 by ESPN and No. 243 by 247Sports ... Ranked as the seventh-best tight end and the 13th best prospect in Louisiana ... Caught 17 passes for 345 yards and three TDs as a junior ... Followed that with 295 receiving yards as a senior ... Earned a spot in the USA Today All-USA First Team for the state of Louisiana in 2015 ... Participated in the 2016 Semper Fidelis All-American Bowl ... Coached by Al Jones.

PERSONAL

Parents are Racquel and Curtis Pettigrew ... Born April 22, 1998 ... Majoring in sport administration.



6 JACOB PHILLIPS

Linebacker • 6-3 • 237 • Fr. • HS
Nashville, Tenn. | East Nashville High School

HIGH SCHOOL

One of the nation's top inside linebackers by 247Sports, Scout and Rivals ... Rated as a five-star recruit according to Rivals and four-star player by ESPN, Scout and 247Sports ... Ranked in the state of Tennessee as the No. 3 player by

Rivals and No. 4 by 247Sports ... Nationally, ranked No. 29 by Rivals and No. 46 by 247Sports ... Surpassed 200 career tackles through two seasons of varsity football at East Nashville Magnet High School ... Averaged 12.3 tackles per game in 2016 and finished as the team leader in tackles for loss with seven ... Returned an interception and fumble for a touchdown in the same game during his senior season ... For his career, finished with four interceptions and a fumble recovery in 20 games ... Selected to play in the U.S. Army All-American Bowl ... Earned Tennessee's Mr. Football Award in Class 3A to wrap up his high school career ... Coached by Brian Waite.

PERSONAL

Born April 1, 1999 ... Majoring in management.



8 PATRICK QUEEN

Linebacker • 6-1 • 220 • Fr. • HS
Livonia, La. | Livonia High School

HIGH SCHOOL

A four-year starter for Livonia who played both linebacker and running back ... Selected as a finalist for the 2016 Warrick Dunn Award, which is presented to the high school player of the year in the Baton Rouge area by WAFB-TV ... A 3A state champion and 2015 All-State selection ... Totaled 1,487 rushing yards and 19 touchdowns ... On the defensive side, finished with 66 tackles, including 42 solo, seven tackles for loss, and six passes broken up ... Finished with 1,731 all-purpose yards his senior season after adding 255 receiving yards ... Began his career with 1,887 rushing yards and a selection to the All-Metro team ... Louisiana's own four-star recruit who is in the top-300 of 247Sports, Rivals and ESPN's national rankings ... In the state of Louisiana, ranks No. 8 by Rivals, No. 12 by 247Sports, and No. 14 by ESPN ... Coached by Guy Mistretta.

PERSONAL

Born Aug. 13, 1999 ... Majoring in sport administration.



85 CALEB RODDY

Tight End • 6-5 • 274 • So. • 1L
Denham Springs, La.
Denham Springs High School

Will provide depth at both tight end and at special teams after playing in every game as a freshman.

FRESHMAN SEASON (2016)

Played in all 12 games as a contributor on special teams ... Did not record any stats.

HIGH SCHOOL

Talented local product with a big upside ... Possesses both the size and quickness to make an impact at the collegiate level ... Composite three-star prospect on 247Sports ... Ranked as the 20th best strong-side defensive end in the country and is ranked as the 23rd best player in Louisiana ... Was given a four-star rating from Rivals following the 2015 season ... Participated in the Semper Fidelis All-American Bowl and Nike's "The Opening" camp ... Earned All-Metro honors in Baton Rouge area following his junior season in 2014 when he posted 78 tackles, 20 tackles for loss and 12 sacks ... Accumulated 71 tackles, 25 tackles for a loss, and 11 sacks as a senior at Denham Springs High School, earning co-defensive MVP honors in district 4-5A ... Coached by Dru Nettles.

PERSONAL

Parents are Dawn Roddy and Harold Boudreaux ... Father played basketball for LSU under Dale Brown from 1989 to 1992 ... Born Sept. 28, 1998 ... Majoring in sport administration.



51 JONATHAN RUCKER

Linebacker • 6-1 • 240 • Sr. • 2L
Ponchatoula, Louisiana
Ponchatoula High School

2017 LSU Graduate (Interdisciplinary Studies)

Versatile player who has lined up on both sides of the ball during his time at LSU ... Has practiced at fullback and linebacker during his three seasons ... Major contributor on special teams ... Will provide depth at linebacker and on special teams units in 2017.

JUNIOR SEASON (2016)

Saw action in all 12 games ... Recorded seven tackles on the year on special teams ... Made his first career tackle in the season opener against Wisconsin ... Also recorded a tackle on special teams in games against Mississippi State, Missouri, Southern Miss, Arkansas, Florida and Louisville.

SOPHOMORE SEASON (2015)

Played in five games, seeing action on special teams units ... Took the field against Florida, Western Kentucky, Alabama, Arkansas and Ole Miss before suffering a season-ending injury ... Did not record any stats.

REDSHIRT FRESHMAN SEASON (2014)

Did not see any game action as a redshirt freshman in 2014.

FRESHMAN SEASON (2013)

Redshirted as a true freshman in 2013.

HIGH SCHOOL

Played for Ponchatoula High School where he was coached by Hank Tierney.

PERSONAL

Born September 9, 1995 ... Majoring in human science and education.

	G-GS	UT	AT	TT	TFL	Sacks	PBU	QBH	INT	FF	FR
2013	REDSHIRT SEASON										
2014	0-0	0	0	0	0-0	0	0	0	0	0	0
2015	5-0	0	6	6	0-0	0	0	0	0	0	0
2016	12-0	1	6	7	0-0	0	0	0	0	0	0
Total	17-0	1	12	13	0-0	0	0	0	0	0	0



65 JAKORI SAVAGE

Offensive Line • 6-5 • 317 • Fr. • RS
Bay Minette, Ala. | Baldwin County High School

FRESHMAN SEASON (2016)

Redshirted as a true freshman in 2016.

HIGH SCHOOL

Tremendous offensive line prospect with great size and huge upside ... Rated as a composite three-star prospect and ranked as the No. 90 offensive tackle in the country ... Rated as the 38th-best player in Alabama according to 247Sports ... Earned first team All-USA honors in the state of Alabama as a senior ... Coached by Nathan McDaniel, who dubbed Savage as a "gentle giant."

PERSONAL

Parents are Shelia and James Savage ... Born July 18, 1998 ... Majoring in sport administration.



14 LINDSEY SCOTT JR.

Quarterback • 5-11 • 210 • Fr. • RS
Zachary, La. | Zachary High School

FRESHMAN SEASON (2016)

Redshirted as a true freshman in 2016.

HIGH SCHOOL

Gifted quarterback who displays tremendous leadership ... Named the Gatorade Louisiana Football Player of the Year in 2015 after leading Zachary to 5A state title with a 46-12 win over John Ehret in championship game ... Guided Zachary to a 14-1 mark in 2015 ... Named Mr. Football in Louisiana by the LSWA in 2015 ... Two-time 5A Offensive Most Valuable player in Louisiana as a junior and senior ... PStudent of the game with a very high football IQ ... Outstanding in the classroom as well with a 3.8 grade point average ... three-star prospect according to ESPN, Scout, Rivals, and 247sports ... No. 1 quarterback in Louisiana per Scout and rated as the nation's 28th-best dual-threat QB according to 247Sports ... Accounted for 5,002 total yards and 61 TDs as a senior ... Connected on 163-of-255 passes for 3,039 yards, 33 TDs and just five interceptions ... Added another 1,963 yards and 28 touchdowns on the ground for the most prolific offensive season for any player ever in the Baton Rouge area ... Zachary was also first public school in East Baton Rouge Parish to win a state football title since 1974 (Tara High School) ... Accounted for 316 total yards (229 passing, 87 rushing) and five TDs in state championship game win over John Ehret ... Awarded the 2015 Warrick Dunn and Sportsline Player of the Year from WAFF-TV ... Selected to the First Team MaxPreps All-American Team as an athlete ... Member of the All-USA Louisiana First Team Offense ... Coached by David Brewerton.

PERSONAL

Parents are Sonja Scott and Lindsey Scott Sr. ... Born June 11, 1998 ... Majoring in information systems.

72 TYLER SHELVIN


Nose Tackle • 6-2 • 380 • Fr. • HS
Lafayette, La. | Notre Dame High School

HIGH SCHOOL

Overpowering, stout interior lineman who can lineup at any position across the defensive front, but tailored made for nose tackle in LSU's 3-4 scheme ... Highly-touted prospect with tremendous strength ... Transferred from Northside High School in Lafayette to Notre Dame in Crowley his senior season ... Five-star recruit according to Rivals ... Four-star prospect per 247Sports, Scout and ESPN ... Consensus No. 1 player in Louisiana ... Ranked No. 24 in the ESPN 300 ... Invited to the Under Armour All-America Game where he posted 5 tackles, including one for a loss ... Voted to the All-USA Louisiana First Team Defense ... Received an invitation to "The Opening", a premier Nike showcase camp held in Oregon during the summer ... Member of the boys basketball team at Notre Dame ... Coached by Louisiana High School Hall of Fame coach Lewis Cook at Notre Dame ... Helped the Pioneers to a 13-1 record, including a 7-0 record in district in 2016 ... Coached by former LSU standout Trev Faulk at Northside, who played linebacker for the Tigers from 1999-2001 ... Faulk finished his career with 300 tackles and was a member of LSU's 2001 SEC title team.

PERSONAL

Born July 22, 1998 ... Currently undecided on a major.



3 JACOBY STEVENS

Wide Receiver/Safety • 6-2 • 216 • Fr. • HS
Murfreesboro, Tenn. | Oakland High School

HIGH SCHOOL

The nation's top safety prospect for the Class of 2017 ... Listed as top-rated safety and the No. 2 overall prospect in the state of the Tennessee for 2017 by 247Sports ... Ranked No. 24 overall by 247Sports ... Five-star prospect by 247Sports and Rivals.com ... Rated as a four-star and listed as nation's No. 3 safety and 45th best prospect according to Scout.com ... Under Armour All-America Game participant ... Rated No. 3 overall at his position and No. 26 in the ESPN300 according to ESPN.com ... Racked up 61 tackles, nine interceptions as a senior ... Added 34 receptions for 689 yard and 12 TDs.

PERSONAL

Born July 19, 1998 ... Majoring in sport administration.



10 STEPHEN SULLIVAN

Wide Receiver • 6-6 • 235 • So. • 1L
Donaldsonville, La. | Donaldsonville High School

Explosive, agile and physical receiver with impressive size who is capable of extending the play ... Will be counted on to bolster wide receiver depth ... Played in eight games as a true freshman.

FRESHMAN SEASON (2016)

Played in eight games, including four Southeastern Conference games and the bowl game against Louisville ... Did not record any stats.

HIGH SCHOOL

Given a four-star ranking by ESPN, Rivals, 247Sports, and Scout ... Earned the No. 1 receiver ranking in Louisiana and listed as the No. 7 receiver nationally according to Scout ... Honored as the 71st ranked player in the ESPN 300 and the No. 8 player in Louisiana per 247sports ... Named to the Louisiana All-USA First Team Offense ... Hauled in 57 passes for 987 receiving yards and 11 touchdowns his junior year ... Tallied over 1,000 receiving yards as both a junior and senior ... Member of the Baton Rouge Advocate Super Dozen for 2016 ... Coached by Benny Guilbeaux.

PERSONAL

Parents are Yvonne and Ronnie Simon ... Born Nov. 28, 1996 ... Majoring in interdisciplinary studies.



24 TYLER TAYLOR

Linebacker • 6-2 • 238 • Fr. • HS
Buford, Ga. | Lanier High School

HIGH SCHOOL

A four-star recruit by Rivals, 247Sports, Scout and ESPN who accumulated 239 total tackles and 185 tackles as a regular starter during his junior and senior seasons at Lanier High School ... Totaled four interceptions and 11 sacks through 24 games ... Also finished with two receiving touchdowns and 190 all-purpose yards ... A member of the ESPN 300 list at No. 204 ... At the inside linebacker position, ranked No. 8 by Rivals, No. 10 by 247Sports and No. 16 by Scout ... Coached by Korey Mobbs.

PERSONAL

Born Nov. 11, 1998 ... Majoring in human movement.



93 JUSTIN THOMAS

Defensive End • 6-4 • 277 • Fr. • HS
Spanish Fort, Ala. | Spanish Fort High School

HIGH SCHOOL

Tremendous defensive line prospect ... Consensus three-star status from ESPN, Scout, Rivals and 247Sports ... Listed as high as the No. 18 defensive end prospect from 247Sports and No. 27 at his position by Rivals.com ... Recorded 57 tackles and seven sacks as a senior ... For career, totaled 152 tackles and 21 sacks for Spanish Fort High School.

PERSONAL

Born July 7, 1999 ... Majoring in sport administration.



23 COREY THOMPSON

Linebacker • 6-2 • 228 • Sr. • 3L
Missouri City, Texas
Lawrence Elkins High School

2015 LSU Graduate (Sport Administration)

Veteran and experienced defender who will be playing in his sixth season in 2017 ... Returning to the field after an ankle injury in 2016 that kept him off the field ... An aggressive and physical defensive player that is versatile and quick in pursuit at linebacker ... Good in coverage and dependable against the run ... Can make plays from sideline to sideline ... Comes from an athletic family as his dad played football at Texas A&M and his mom was a track star at both the collegiate and international levels ... Has played in 32 games in career with eight starts ... Has 66 tackles and three pass breakups to his credit ... Graduated in December 2015 with his bachelor's degree in sport administration ... Currently pursuing his master's degree in liberal arts.

SENIOR SEASON (2016)

Did not see any game action for the Tigers in 2016 due to injury ... Received a second redshirt.

REDSHIRT JUNIOR SEASON (2015)

Made starts at free safety at Alabama, at Ole Miss and vs. Texas A&M and played in nine games ... Tallied 15 tackles on the season ... Made three tackles in each game against Auburn, Western Kentucky, Alabama, Ole Miss and in the Texas Bowl against Texas Tech ... Contributor on special teams kick coverage.

JUNIOR SEASON (2014)

Did not see any game action for the Tigers in 2014 due to injury ... Received a redshirt.

SOPHOMORE SEASON (2013)

Played in 10 games with five starts at the safety position ... Posted five tackles against Auburn which included a half tackle for a loss of eight yards when Auburn's punter dropped the ball and tried to get a punt away ... Earned his first career start at Mississippi State and tied for the team lead with a then career-high six tackles and three pass breakups ... Followed up with another then career-best of seven tackles versus Florida for the second straight week ... Racked up a career-high with eight tackles in his start at Alabama ... Registered three tackles versus Texas A&M ... Missed the final two games of the season due to a knee injury.

FRESHMAN SEASON (2012)

Played in 13 games with no starts ... Finished year with 11 tackles ... Posted a season-high three tackles versus Towson and Mississippi State ... Made his first appearance as a Tiger against North Texas ... Saw extensive action on the kickoff coverage team.

HIGH SCHOOL

Picked off three passes during his senior season ... Ranked the No. 18 safety in the country by both Rivals.com and 247Sports.com ... Rated the No. 23 safety in the nation by ESPN.com ... Rated as a four-star prospect by Scout.com and listed as the No. 15 outside linebacker in the nation ... Considered the No. 18 recruit in Texas by 247Sports.com ... A member of the 2011 Class 5A All-State Team ... Also ran track throughout his high school career ... Coached by Dennis Brantley.

PERSONAL

Parents are Shante and Tony Thompson and Dylan Webber ... Dad played wide receiver at Texas A&M from 1985-87 ... In three years with the Aggies, Tony caught 25 passes for 332 yards and one touchdown ... He played against LSU in Tiger Stadium in 1986, catching two passes for 17 yards ... His mom Dyan Webber was a standout on the track at both the collegiate and International levels ... She claimed All-America honors in 1989 as part of Texas Southern's 4x400 relay team that finished third at the NCAA Outdoor meet ... Was an alternate on the 1992 U.S. Olympic Team in the 4x100 relay ... Claimed the 1992 U.S. Indoor National title in the 200-meters ... Won a silver medal as part of the U.S. 4x400 meter relay team at the U.S. World Indoor Championships in 1993.

COREY THOMPSON'S CAREER HIGHS

Total tackles: 8 at Alabama, 2013

Tackles for loss: 0.5 vs. Auburn, 2013

Interceptions: 0

PBUs: 3 at Mississippi State, 2013

	G-GS	UT	AT	TT	TFL	Sacks	PBU	QBH	INT	FF	FR
2012	13-0	5	6	11	0-0	0	0	0	0	0	0
2013	10-5	17	23	40	0.5-8	0	3	0	0	0	0
2014	REDSHIRT SEASON										
2015	9-3	8	7	15	0	0	0	0	0	0	0
2016	1-0	0	0	0	0	0	0	0	0	0	0
Total	33-8	30	36	66	0.5-8	0	3	0	0	0	0



43 RAY THORNTON

Linebacker • 6-3 • 228 • Fr. • RS
Killeen, Texas | Shoemaker High Sschool

FRESHMAN SEASON (2016)

Redshirted as a true freshman in 2016.

HIGH SCHOOL

Outstanding linebacker prospect who possesses tremendous strength and quickness ... Rated as the nation's 61st-best overall prospect by ESPN ... Four-star rating from ESPN, Scout, and 247Sports ... Ranked No. 195 by 247Sports and No. 259 by Scout ... Invited to the Under Armour All-American Game ... Listed as the nation's 13th-best weak side defensive end prospect and rated as the 31st-best player in the state of Texas for the class of 2016... Helped team to a 9-3 overall mark as a senior and the school's first-ever playoff victory ... Key contributor on a Shoemaker High defense that allowed ONLY 15 points a game in 2015 ... Had 57 tackles and 10 sacks in 2015 ... As a junior, recorded 61 tackles, 22.5 tackles for loss and five sacks ... Named District 12-6A Defensive Player of the Year in 2015 ... Named 2015 Killeen Daily Herald All-Area Most Valuable Player ... Coached by Channon Hall.

PERSONAL

Parents are Danielle and Rahssan Thornton Sr. ... Born Nov. 17, 1997 ... Majoring in business administration.



2 KEVIN TOLIVER II

Cornerback • 6-2 • 204 • Jr. • 2L
Jacksonville, Fla. | Trinity Christian High School

2015 True Freshman All-America (247Sports)

Immediate impact player at cornerback ... Owns experience in 19 games and 13 starts ... Returning to the field after missing the final five games of the season ... Will compete to maintain a starting corner role in 2017... Lengthy athlete with great recovery speed ... Showed why he was regarded as one of the nation's top corner prospects out of high school.

SOPHOMORE SEASON (2016)

Saw action in seven games and started five ... Missed the final four games of the season due to a shoulder injury ... Recorded 21 total tackles and a pass breakup ... Finished with a season-high six tackles (four solo) and a pass breakup against Mississippi State ... Had one tackle for a loss of three yards and tallied four total

tackles against Ole Miss.

FRESHMAN SEASON (2015)

Played in all 12 games and made eight starts at cornerback ... Finished with 35 tackles, five pass breakups, 2.0 tackles for loss and one interception ... Interception came against Eastern Michigan ... In his first career game as a Tiger he racked up a season-best seven tackles (six solo) and one diving pass break-up in a win at Mississippi State ... Wrapped up the season with five tackles (four solo) and two pass break ups against Texas Tech in the Texas Bowl.

HIGH SCHOOL

Blue chip cornerback prospect expected to contribute immediately ... Enrolled early at LSU and participated in spring practice ... Unanimously given a five-star ranking by Rivals, Scout, 247Sports and ESPN ... Was listed as the No. 1 overall prospect in the nation at one point and finished his high school career at No. 6 in the ESPN 300 ... Registered three interceptions, 2.5 tackles for loss, and one sack as he led his team to a state championship in 2014 ... Also accounted for 506 all-purpose yards and eight touchdowns as a senior ... Listed as the No. 1 cornerback in the nation according to ESPN ... Rated as the No. 1 player coming out of the Southern region according to Scout.com ... Participated in the Under Armour All-American game ... Registered 36 tackles, two interceptions and eight pass breakups as a junior ... Honored as a member of the 2014 ALL-USA First Team Defense by USA Today ... All-State candidate and earned first team All-First Coast honors by the Times-Union ... Member of the Rivals 250, ESPN 300, 247Sports Top 247, and the Scout 250 ... Participant of The Opening, Nike's camp for elite college football recruits ... Coached by Verlon Dorminey.

PERSONAL

Parents are Stephanie and Kevin Toliver ... Born Nov. 24, 1995 ... Majoring in sport administration.

KEVIN TOLIVER'S CAREER HIGHS

Total tackles: 7 at Mississippi State, 2015
PBUs: 2 vs. Texas Tech, 2015
INT: 1 vs. Eastern Michigan, 2015

	G-GS	UT	AT	TT	TFL	Sacks	PBU	QBH	INT	FF	FR
2015	12-8	24	11	35	2.0-5	0	6	0	1-1	0	0
2016	7-5	12	9	21	0-0	0	1	0	0-0	0	0
Total	19-13	36	20	56	2.0-5	0	7	0	1-1	0	0



15 KARY VINCENT JR.

Cornerback • 5-10 • 182 • Fr. • HS
Port Arthur, Texas
Port Arthur Memorial High School

HIGH SCHOOL

Dynamic corner with great anticipation and closing speed ... Can go stride-for-stride with opposing receivers ... Showcases great bursts of acceleration ... Agile and well-rounded with a playmaking skillset ... Can be lethal in the return game with great athletic and cutback ability ... Four-star recruit per 247Sports, Rivals, ESPN and Scout ... Graded as the No. 12 player overall in Texas by Rivals ... Rated as the No. 23 overall prospect and the No. 2 corner in the ESPN 300 ... Invited to the 2017 Under Armour All-America game ... Ranked No. 33 on the Austin American-Statesman's 2017 Fabulous 55 ... Named to the All-USA Texas First Team Defense ... Recorded seven interceptions, returning three of them for four touchdowns his senior season ... Also defended seven passes and a sack ... Showed versatility by running for two touchdowns and hauling in a touchdown catch on offense ... Garnered 51 tackles, picking off five passes and returning two kicks for touchdowns during his junior campaign ... Coached by Kenny Harrison.

PERSONAL

Son of Kary Vincent Sr., who played wide receiver for Texas A&M and was drafted in the sixth round by the New Orleans Saints ... Born Feb. 27, 1999 ... Majoring in mass communication.



35 DEVIN VOORHIES

Linebacker • 6-2 • 223 • Sr. • 3L
Woodville, Miss. | Wilkinson County High School

2015 SEC Academic Honor Roll

Enters his third season at linebacker in 2017 after playing as a defensive back as a freshman in 2014 ... Has the physical tools and tenacity to excel at linebacker under defensive coordinator Dave Aranda ... Regular contributor on special teams ... Played in 32 career games with 17 tackles and two forced fumbles.

JUNIOR SEASON (2016)

Played in all 12 games, primarily on special teams ... Totaled six tackles (four solo) on the year ... Finished with two tackles against Ole Miss ... Also recorded tackles against Jacksonville State, Southern Miss, Alabama and Louisville.

SOPHOMORE SEASON (2015)

Saw action in all 12 games ... Played on special teams coverage units all season, registering six tackles and one forced fumble ... His forced fumble came at home against Texas A&M in the regular season finale, and it led to an LSU field goal on the ensuing drive ... Earned a spot on the SEC Academic Honor Roll.

FRESHMAN SEASON (2014)

Played in eight games, mainly on special teams coverage units, and finished with five tackles and one forced fumble ... Set a season high with three solo tackles in the Music City Bowl against Notre Dame ... Forced a fumble on a kickoff at Texas A&M that led to an LSU field goal in the second quarter.

HIGH SCHOOL

Rated a unanimous four-star recruit by ESPN.com, Rivals.com, 247Sports and Scout.com ... Named Mississippi's Gatorade Player of the Year ... Selected to the prestigious Parade All-America First Team as a utility player ... Ranked as the No. 5 recruit in Mississippi by 247Sports ... Started at both quarterback and safety for Wilkinson County ... Offensively, finished his senior year completing 138-of-221 passes for 2,374 yards and 19 touchdowns ... Ran the ball 187 times for 2,027 yards and 15 touchdowns while averaging 10.8 yards per carry ... Defensively, finished his senior season with 67 tackles, including nine for a loss, two sacks, two interceptions, a forced fumble and two fumble recoveries ... Scored defensively on a 55-yard interception return as well as a 20-yard fumble recovery ... Coached by Kenneth Brown.

PERSONAL

Parents are Bonnie and David Voorhies Sr. ... Born Feb. 5, 1996 ... Majoring in sport administration.

DEVIN VOORHIES' CAREER HIGHS

Total tackles: 3 vs. Notre Dame, 2014

	G-GS	UT	AT	TT	TFL	Sacks	PBU	QBH	INT	FF	FR
2014	8-0	4	1	5	0-0	0	0	0	0	1	0
2015	12-0	4	2	6	0-0	0	0	0	0	1	0
2016	12-0	2	4	6	0-0	0	0	0	0	0	0
Total	32-0	10	7	17	0-0	0	0	0	0	2	0



88 JACORY WASHINGTON

Tight End • 6-6 • 248 • Jr. • SQ
Westlake, La. | Westlake High School

Continues to develop as a run blocker and pass catcher for the Tigers ... Has the opportunity to see action as part of LSU's deep tight end rotation in 2017.

SOPHOMORE SEASON (2016)

Saw action in one game ... Made his first career appearance against Arkansas.

REDSHIRT FRESHMAN SEASON (2015)

Did not see game action as a redshirt freshman in 2015.

FRESHMAN SEASON (2014)

Redshirted as a true freshman in 2014.

HIGH SCHOOL

A consensus four-star recruit by ESPN.com, Rivals.com, 247Sports and Scout.com ... Ranked as the No. 4 tight end in the nation by Rivals and 247Sports and the No. 5 tight end by ESPN ... Selected as an Under Armour All-American and participated in the all-star game where he caught two passes for 36 yards and a touchdown ... Possesses great athleticism as he won the Under Armour Skills Challenge ... Recorded 36 receptions for 518 yards and three touchdowns as a senior ... Hauled in 18 catches for 419 yards and five touchdowns on the way to earning Class 3A First-Team All-State honors as a junior ... Member of The Baton Rouge Advocate Second Dozen ... Standout basketball player at Westlake High School ... Coached by Shawn Demeritt.

PERSONAL

Parents are Yolanda Washington and Waddell Kelly ... Born Dec. 12, 1994 ... Majoring in sport administration.

**66****TOBY WEATHERSBY**

Offensive Tackle • 6-6 • 308 • Jr. • 2L
Houston, Texas | Westfield High School

2015 SEC First-Year Academic Honor Roll

A veteran with starting experience on the offensive line for the Tigers in 2017 ... Talented right tackle that has shown the ability to dominate opponents using strength and technique ... Versatile player who can play multiple spots on the offensive line ... For career, has seen action in 20 games with four starts.

SOPHOMORE SEASON (2016)

Played in eight games for the Tigers with three starts at right tackle ... Started first three games of the season before being sidelined with an injury against Mississippi State ... Missed four games before returning to action against Alabama ... Split time at right tackle with Maae Teuhema over the final five games of the season ... Finished year by playing 341 offensive snaps ... Had 30 knockdown blocks and 16 "great effort" plays ... Had season-high six knockdown blocks in win over Jacksonville State ... Closed out season with a strong performance against Louisville with three knockdown blocks and two "great effort" plays in 29-9 win in Citrus Bowl ... Played season-high 54 snaps in 54-39 win over Texas A&M, a contest that running back Derrius Guice rushed for an LSU record 285 yards ... Saw action in 46 snaps vs. Arkansas and 45 vs. Florida ... Played 39 snaps against Alabama in what was his first action since the third week of the season.

FRESHMAN SEASON (2015)

Played in all 12 games and made one start at right tackle at Ole Miss ... Saw a total of 167 offensive snaps and posted 20 knockdown blocks ... Tallied nine knockdowns in his only start at Ole Miss, and he played all 93 snaps ... Has lined up at right tackle and right guard at times during the season ... Established himself as the top reserve lineman ... Earned a spot on the SEC First-Year Academic Honor Roll.

HIGH SCHOOL

Another player in what's become a long list of LSU Tigers from the Houston area ... Unanimous four-star prospect according to Rivals, ESPN, 247Sports and Scout ... Ranked as high as the No. 7 offensive tackle nationally and the No. 12 overall prospect coming out of Texas by Rivals ... Named 2014 Greater Houston High School Rotary Lombardi Award winner ... Member of the Rivals 250, ESPN 300 and 247Sports Top 247 ... Earned an invitation to the Under Armour All-American Game ... Member of Dave Campbell's First Team Super Team ... Named to the first team All-Greater Houston Team ... Selected as first team All-District ... Helped lead his team to a 13-2 record and district championship as a senior ... Coached by Corby Meekins.

PERSONAL

Mother is Nakia Stokes ... Born Sept. 19, 1996 ... Majoring in interdisciplinary studies.

**40****DEVIN WHITE**

Linebacker • 6-1 • 248 • So. • 1L
Springhill, La. | North Webster High School

2016 SEC All-Freshman Team (Coaches)

In position to become the next great linebacker at LSU ... Showed tremendous promise in his first year with the Tigers in 2016, earning Freshman All-SEC honors after recording 30 tackles, including three for losses ... A converted running back who possesses tremendous footwork to go with good ball skills ... At 255 pounds, has been clocked in the 4.5-range in the 40 ... Has a knack for finding the football and has proven to be effective against both the run and pass ... Player that thrives in a physical contest ... Switches from No. 24 to No. 40 this year.

FRESHMAN SEASON (2016)

Played in all 12 games as a true freshman ... Earned Freshman All-SEC honors after registering 30 tackles, which included 3.0 tackles for loss ... Added a sack for a 19-yard loss, forced a fumble and recovered a fumble ... Had breakout game in 29-9 win over Louisville when he posted five tackles and sacked Heisman Trophy quarterback Lamar Jackson for a 19-yard loss in the first quarter ... Had four tackles to go with a forced fumble and a fumble recovery in win over Texas A&M on Thanksgiving Night ... LSU scored a TD two plays after his fumble recovery in the second quarter against the Aggies, giving the Tigers a 20-7 lead just before halftime ... Had career-best six tackles, including a tackle for a loss, in win over Southern Miss ... Had four tackles in wins over Missouri and Arkansas ... Posted three tackles, including one for a one-yard loss, against Alabama ... Standout on special teams as well, finishing with 10 tackles on LSU's coverage unit – the second-highest total among all players on the team.

HIGH SCHOOL

Consensus four-star recruit per Rivals, ESPN, 247Sports, and Scout ... Graded as the No. 3 Athlete on ESPN ... Ranked as the No. 12 prospect in Louisiana according to Rivals ... Invited to "The Opening," an all-star summer prospect camp held on the Nike Campus ... Wrapped up his senior year with 31 rushing touchdowns and 1,650 yards rushing on 208 carries ... Added 12 receptions for 215 yards and two TDs in 2015 ... Also made an impact at linebacker during his prep career, finishing with 192 tackles ... Rushed for 5,031 yards and 81 TDs during his high school career ... Member of the Baton Rouge Advocate Super Dozen for 2016 ... Coached by John Ware.

PERSONAL

Parents are Coesha Standokes-White and Carlos Thomas ... Born Feb. 17, 1998 ... Majoring in sport administration.

DEVIN WHITE'S CAREER HIGHS

Total tackles: 6 vs. Southern Miss, 2016

Tackles for loss: 1.0, 3 times (Last: vs. Louisville, 2016; First: vs. Southern Miss, 2016)

Sacks: 1.0 vs. Louisville, 2016

Fumble Recoveries: 1 vs. Louisville, 2016

Forced Fumbles: 1 vs. Louisville, 2016

	G-GS	UT	AT	TT	TFL	Sacks	PBU	QBH	INT	FF	FR
2016	12-0	15	15	30	3.0-21	1.0-1	0	0	0	1	1
Total	12-0	15	15	30	3.0-21	1.0-1	0	0	0	1	1



29 ANDRAEZ WILLIAMS

Cornerback • 6-2 • 182 • Fr. • RS
Shreveport, La. | Calvary Baptist Academy

HIGH SCHOOL

Cornerback with a big frame ... Has great instincts and tremendous ball skills ... Four-star defender by Scout, 247Sports, and ESPN ... Given a three-star rating by Rivals ... Listed as the No. 135 overall prospect nationally by Scout, No. 227 by 247Sports and No. 268 by ESPN ... Ranked as the nation's No. 20 cornerback prospect and Louisiana's 13th best player according to 247Sports ... Led Calvary Baptist to a 9-3 overall record as a senior ... Played a key role in Calvary Baptist capturing back-to-back state titles in 2013 and 2014 ... Finished prep career with 170 tackles, 10 pass breakups and five interceptions ... Had 47 tackles and two interceptions as a senior ... Named to the All-USA Louisiana football team his senior year ... Coached by John Bachman Sr.

PERSONAL

Mom is LaKesha Williams ... Born Dec. 3, 1997 ... Majoring in sport administration.



28 DARREL WILLIAMS

Running Back • 6-1 • 229 • Sr. • 3L
Marrero, La. | John Ehret High School

Hard-running tailback that teams with Derrius Guice to give LSU one of the best 1-2 punches at running back in the SEC ... Williams and Guice go into the 2017 season having combined for 2,654 yards and 28 touchdowns ... Williams has played in 35 games with two starts ... Has rushed for 831 yards and 10 touchdowns on 176 carries in his career ... Has accounted for 1,032 all-purpose yards (831 rushing, 131 receiving, 70 kickoff returns) ... Has three multi-TD rushing games to his credit and one career 100-yard rushing game (130 yards vs. Missouri in 2016) ... Switched from No. 34 to No. 28 prior to the 2016 season ... Uses yoglates (part yoga, part pilates) as part of his weekly workout routine.

JUNIOR SEASON (2016)

Played in 11 games with two starts ... Starts came against Jacksonville State (24 yards on 3 carries) and Southern Miss (10 yards on 6 carries) ... Finished season with 233 yards and three touchdowns ... Had best game of career against Missouri with 130 yards and three TDs on 21 carries — all career highs ... Capped year with 37 yards on 12 carries in win over Louisville in the Citrus Bowl ... In home-opener, added three catches for 27 yards to go with his 24 rushing yards ... Rushed for 14 yards on three carries vs. Florida and followed that with 13 yards on four attempts in win over Texas A&M.

SOPHOMORE SEASON (2015)

Played in all 12 games with no starts ... Rushed 60 times for 296 yards and four touchdowns with a 4.9-yard average per carry ... Added four receptions for 31 yards and four kickoff returns for 49 yards ... Capped his sophomore campaign with a two-yard touchdown run to put the final punctuation on LSU's 56-27 victory over Texas Tech in the Texas Bowl ... Scored a one-yard touchdown while lined up as a fullback against Western Kentucky ... Tied his career high with two rushing touchdowns versus South Carolina and added 61 yards on 10 carries ... Ran for a career-high 89 yards on 11 carries vs. Eastern Michigan ... Carried it 12 times for 45 yards with a long of 12 in the opener at Mississippi State ... Also spent time on special teams coverage units where he posted three tackles (two against Eastern Michigan and one at Syracuse).

FRESHMAN SEASON (2014)

Played in 12 straight games after he missed the season opener against No. 14 Wisconsin ... Rushed for 302 yards on 64 carries and scored three touchdowns ... Caught six passes for 65 yards, including a 25-yarder against Mississippi State ... Three of his six receptions went for at least 10 yards ... Added a 13-yard catch against Mississippi State and an 11-yard reception against New Mexico State ... Had double-figure carries against Sam Houston State (14 for 65 yards, 1 TD), New Mexico State (10 for 59 yards), and Kentucky (10 for 61 yards) ... His 65 yards rushing in his collegiate debut was the sixth-most by an LSU true freshman in his first game ... Followed that with 37 yards on seven carries and scored two more touchdowns, highlighted by a 22-yard scamper, against Louisiana-Monroe ... Returned his first career kickoff for 21 yards at Arkansas.

HIGH SCHOOL

Rated a four-star recruit by Rivals.com, 247Sports and Scout.com ... Set a single-season school record at John Ehret by rushing for 2,201 yards and 32 touchdowns as a senior ... Also caught six passes for 309 yards and three scores during his senior season ... Ranked as the No. 11 running back nationally by Rivals and was a member of the Rivals 250 ... Started at quarterback in 2012 and ran for more than 1,000 yards and scored 27 touchdowns ... Led a John Ehret team that was winless in 2012 to a district championship in 2013 ... Member of the Baton Rouge Advocate Second Dozen ... Coached by Corey Lambert.

PERSONAL

Parents are Karen and Darrel Williams Sr. ... Born April 15, 1995 ... Majoring in sport administration.

DARREL WILLIAMS' CAREER RUSHING HIGHS

Attempts: 21 vs. Missouri, 2016
 Yards: 130 vs. Missouri, 2016
 Touchdowns: 3 vs. Missouri, 2016
 Long: 40 vs. Eastern Michigan, 2015

DARREL WILLIAMS' RECEIVING CAREER HIGHS

Receptions: 3 vs. Jacksonville State, 2016
 Yards: 38, Mississippi State, 2014
 Long: 21, Mississippi State, 2014

Rushing	G-GS	ATT	YDS	TD	Long
2014	12-0	62	302	3	22
2015	12-0	60	296	4	40
2016	11-2	52	233	3	22
Total	35-2	176	831	10	40

Receiving	G-GS	REC	YDS	TD	Long
2014	12-0	6	63	0	25
2015	12-0	4	31	0	18
2016	11-2	5	37	0	12
Total	35-2	15	131	0	25

Kick Returning	G-GS	ATT	YDS	TD	Long
2014	12-0	1	21	0	21
2015	12-0	4	49	0	21
2016	11-2	0	0	0	0
Total	35-2	5	70	0	21



Ed Orgeron

Head Coach

[@Coach_EdOrgeron](#)

Overall Record: 22-29 • LSU Record: 6-2 (Second year)

Ed Orgeron, who led the Tigers to a 5-2 mark as interim coach over the final two months of the 2016 season was named LSU's permanent head football coach on Nov. 26, 2016, two days after the Tigers defeated Texas A&M, 54-39, to finish the regular season with a 7-4 mark.

Orgeron, a native of Larose, Louisiana, is LSU's 33rd head football coach, and the first Louisiana native to serve as head coach of the Tigers since West Monroe native Jerry Stovall held the position for four seasons in the early 1980s.

Orgeron, who has also served as head coach at Ole Miss and Southern Cal, is 12-4 in his past 16 games as a head coach. Overall, Orgeron has a 22-29 overall mark as a collegiate head coach, which includes a 6-2 record at LSU and a 6-2 mark as Southern Cal's interim coach in 2013. Of Orgeron's six wins in his LSU debut season, four came against Southeastern Conference foes and all were by double-digits.

In his first game as LSU's permanent head coach, Orgeron guided the Tigers to a 29-9 win over No. 13 Louisville and its Heisman Trophy quarterback Lamar Jackson in the Buffalo Wild Wings Citrus Bowl.

The win over Louisville capped a remarkable turnaround for the Tigers under Orgeron, who assumed the role as interim coach of the Tigers a day after a disappointing 18-13 setback at Auburn. The loss to Auburn dropped LSU, a preseason favorite to contend for the national title, to 2-2 overall and out of the Top 25.

Orgeron wasted little time in getting the attention of the Tigers as he immediately instilled energy and enthusiasm into the program, shortened practices with crisp, high intensity workouts, kept the players fresh with more time in the meeting room and held the players accountable for all areas of the program.

With the "One Team. One Heartbeat" motto, the Tigers seemingly became a different team overnight and the results that LSU sought soon followed. As the head coach of the Tigers, Orgeron said he was going to "flip the script" and he



assigned a theme for the daily practices.

LSU's practices have a descriptive name for each day of the week, one of the ways that Orgeron and his staff hold the players accountable and focused both prior to and during the workout. The daily practice nicknames are as follows: Tell the Truth Monday, Competition Tuesday, Turnover Wednesday, No Repeat Thursday and Focus Friday.

Orgeron's first duty as interim head coach was to appoint veteran assistant and former LSU quarterback Steve Ensminger from tight ends coach to offensive coordinator and quarterbacks coach. The move paid immediate dividends as Ensminger injected life into the Tiger's offense by diversifying the play calling and bringing a culture of inclusion to the offensive staff room.

Before Ensminger took over play-calling duties, LSU's offense had scored only nine touchdowns and was averaging a paltry 18 points and 339.5 total yards per game.



Bring Home the Boot

In eight games under Orgeron and Ensminger, LSU improved drastically in every offensive category as the Tigers averaged 32 points and 464.9 total yards per contest during that span. LSU scored 38 or more points five times with Ensminger calling the plays, including 54 in a win over Texas A&M and 38 against both Arkansas and Ole Miss. The Tigers averaged 7.1 yards per play and converted 46-of-102 third-down opportunities during that eight-game stretch.

In his LSU debut, Orgeron led the Tigers to a 42-7 win over Missouri, a game that saw the LSU Tigers set the school record for yards in an SEC game (634) as well as time of possession (42:33). The 35-point margin of victory ranked as the second-largest for an LSU head coach in his Tiger's debut.

Orgeron and the Tigers followed that with a 45-10 win over Southern Miss as LSU's combined 87 points in Orgeron's first two games were the most for any coach in his first two games at the school. Orgeron also became the first LSU football coach in the SEC era to wins his first two games by 30 or more points and the first coach to win his first three games by double-digits.

The following week, LSU held a high-powered Ole Miss offense scoreless in the second half of its 38-21 win over the Rebels, a game that saw Leonard Fournette shatter the school's single-game rushing mark with 284 yards. In the fourth game under Orgeron, LSU extended its defensive scoreless streak to five

straight quarters by holding top-ranked Alabama without a point for the first three quarters. The Crimson Tide broke through in the fourth quarter to beat LSU, 10-0, in what was the first loss for the Tigers under Orgeron.

A week later, Orgeron showed why he was the man for the LSU job as he directed the Tigers to a 38-10 dismantling of Arkansas. In prior years, a loss to Alabama would have lingered; not this time around as the Tigers dominated in all phases of the game in the win over the Razorbacks in Fayetteville.

After a last-second 16-10 loss to Florida in Tiger Stadium, LSU concluded the regular season in record fashion, racking up 54 points in the Thanksgiving Night win over Texas A&M. In the win over the Aggies, running back Derrius Guice broke the LSU single-game rushing mark with 285 yards and four TDs on 37 carries as the Tigers accumulated 622 total yards (298 rushing, 324 passing) in the win.

In eight games under Orgeron, LSU set offensive records for most yards in an SEC game (634 vs. Missouri), longest scoring play from scrimmage (Derrius Guice 96-yard TD run vs. Arkansas), and twice set the school single-game rushing record (Leonard Fournette 284 yards vs. Ole Miss, Derrius Guice 285 yards vs. Texas A&M).

Defensively, LSU held opponents scoreless for 15 of 32 quarters under Orgeron and limited the opposition to an average of 15.3 points per game over the eight contests. In 12 games, LSU allowed only 16 touchdowns all season, which led the





Once a Tiger, Always a Tiger

THE ORGERON FILE

Year at LSU: Third (second as head coach)

Birthdate: July 27, 1961, in Larose, La.

Wife: Kelly

Children: Tyler, Parker, Cody

High School: South Lafourche High School (Galliano, La.)

College: Northwestern State (La.), 1984

YEAR-BY-YEAR HEAD COACHING RECORD

YEAR	SCHOOL	OVERALL RECORD
2005	Ole Miss	3-8
2006	Ole Miss	4-8
2007	Ole Miss	3-9
2013	Southern Cal	6-2
2016	LSU	6-2
Overall	22-29	

PLAYING EXPERIENCE

1981-84 Northwestern (La.) State (defensive line)

COACHING EXPERIENCE

1984	Northwestern (La.) State (graduate assistant)
1985	McNeese State (graduate assistant)
1986-87	Arkansas (assistant strength coach)
1988-92	Miami (Fla.) (graduate assistant, 1988; defensive line 1989-92)
1994	Nicholls State (linebackers)
1995-97	Syracuse (defensive line)
1998-2004	Southern Cal (defensive line, 1998-2002; recruiting coordinator, 2001-04)
2005-07	Ole Miss (head coach)
2008	New Orleans Saints (defensive line)
2009	Tennessee (defensive line/recruiting coordinator)
2010-12	Southern Cal (defensive coordinator/defensive line/recruiting coordinator, 2010-13; interim head coach, 2013)
2015-16	LSU (defensive line; recruiting coordinator, 2016; interim head coach, Sept. 25, 2016, head coach, Nov. 26, 2016)

BOWL EXPERIENCE

SEASON	BOWL	TEAM	OPPONENT	RESULTS
1986	Orange	Arkansas	Oklahoma	L, 42-8
1987	Liberty	Arkansas	Georgia	L, 20-17
1988	Orange	Miami	Nebraska	W, 23-3
1989	Sugar	Miami	Alabama	W, 33-25
1990	Cotton	Miami	Texas	W, 46-3
1991	Orange	Miami	Nebraska	W, 22-0
1992	Sugar	Miami	Alabama	L, 34-13
1995	Gator	Syracuse	Clemson	W, 41-0
1996	Liberty	Syracuse	Houston	W, 30-17
1997	Fiesta	Syracuse	Kansas State	L, 35-18
1998	Sun	Southern Cal	TCU	L, 28-19
2001	Las Vegas	Southern Cal	Utah	L, 10-6
2002	Orange	Southern Cal	Iowa	W, 38-17
2003	Rose	Southern Cal	Michigan	W, 28-14
2004	Orange	Southern Cal	Oklahoma	W, 55-19
2009	Chick-fil-A	Tennessee	Virginia Tech	L, 37-14
2012	Sun	Southern Cal	Georgia Tech	L, 21-7
2015	Texas	LSU	Texas Tech	W, 56-27

AS HEAD COACH

2016	Citrus	LSU	Louisville	W, 29-9
------	--------	-----	------------	---------

nation. The Tigers also gave up just 1.3 TDs a contest, also first nationally.

With 39 points, Texas A&M became the only team to score more than 21 points against LSU in 2016. Overall, LSU's defense finished in the top two in the SEC in points allowed (15.3) and rushing yards per game (117.2) and was No. 3 in the league in total defense (314.4) and pass defense (197.2).

Orgeron originally joined the Tiger staff in 2015 as defensive line coach, before adding the title of recruiting coordinator in the spring of 2016.

In his first year with the Tigers in 2015, Orgeron's defensive front served as a catalyst for a Tiger defense that ranked No. 3 in the SEC in both rushing yards (122.9 yards per game) and sacks (34). Six times in 2015 LSU's defense help opponents to fewer than 100 yards rushing in a game, including limiting Mississippi State to 43 yards in the season opener and Texas Tech to 29 in the Texas Bowl.

Prior to joining the LSU staff, Orgeron's last coaching stop came at Southern Cal where he served as recruiting coordinator and defensive line coach for the Trojans for four years (2010-13). Orgeron was elevated to interim head coach at USC for the final eight games of the 2013 season, leading the Trojans to a 6-2 mark over that span.

While at Southern Cal, Orgeron was named by Sporting News as the nation's No. 2 recruiter in 2012. A year earlier, Scout.com named him the National Recruiter of the Year, ESPNU/ESPN The Magazine named him the top recruiter in college football (and third-best in all of collegiate athletics) and Rivals.com ranked him as the second-best recruiter of the previous 10 years (2002-11) in college football.

Orgeron served two stints at Southern Cal, the first as the Trojans' defensive line coach from 1998 to 2004. Orgeron coached under Paul Hackett at USC for three years from 1998 to 2000 and was one of just a handful of coaches retained by Pete Carroll when he took over as the Trojans' head coach in 2001.

He added the title of recruiting coordinator for USC in 2001 and helped the Trojans to top five signing classes for three straight years from 2002-04. Rivals.com and Sporting News named him the 2004 National Recruiter of the Year.

On the field, Orgeron was part of a Southern Cal staff that led the Trojans to a 12-1 mark and an AP National Championship in 2003 and a 13-0 record and another national title in 2004.

Orgeron left USC in 2005 to become the head coach at Ole Miss, where he went 10-25 in three years with Rebels from 2005-07.

Orgeron spent the 2008 season coaching the defensive line for the New Orleans Saints and then joined Tennessee as defensive line coach and recruiting coordinator in 2009. He returned to Southern Cal following the 2009 season.

Orgeron made a name for himself as a top defensive line coach at the University of Miami from 1988-92, where he coached eight All-Americans, including NFL first rounders Cortez Kennedy, Russell Maryland and Warren Sapp. In 1988, he was a graduate assistant at Miami, working with the defensive line. During his tenure, the Hurricanes won the national championship twice (1989 and 1991), finished second in the AP poll once



(1988) and third time (1990 and 1992) while appearing in five New Year's Day bowls (1989 Orange, 1990 Sugar, 1991 Cotton, 1992 Orange, 1993 Sugar).

Orgeron also was a graduate assistant at Northwestern (La.) State, his alma mater, in 1984 and McNeese State in 1985, working with the defensive line at both schools, then was an assistant strength coach at Arkansas for two years (1986-87). The Razorbacks were in the 1987 Orange Bowl and 1987 Liberty Bowl. He worked in private business in 1993.

As a player, Orgeron was a four-year starter on the defensive line for Northwestern State, captaining the Demons as a senior. He received his

bachelor's degree in liberal arts from Northwestern State in 1984.

He starred in football, basketball and track at South Lafourche High in Galliano, La. On the big screen, Orgeron played himself in the 2009 Oscar-nominated movie, "The Blind Side."

Born July 27, 1961, he and his wife, Kelly, have three sons, Tyler, and twins Parker and Cody. Tyler is a member of the LSU football support staff, while twins Parker and Cody are entering their second season as part of the McNeese State football team.



Dave Aranda

**Associate Head Coach/Defensive Coordinator/
Inside Linebackers**

@CoachDaveAranda

Dave Aranda, the mastermind of LSU's defense that allowed the fewest touchdowns (16) and fewest touchdowns per game (1.3) in college football in 2016, returns for his second year as the Tiger defensive coordinator and inside linebackers coach in 2017.

Aranda added the title of associate head coach last December after directing one of the nation's most dominating defenses a year ago. In his first year with the Tigers, Aranda was the architect for a LSU defense that in the Top 10 nationally in scoring (No. 5 at 15.8 points per game) and total yards (No. 10 at 314.4 yards per game).

LSU finished ranked among the top three in the SEC in the four major defensive categories a year ago – No. 2 in scoring defense and rushing defense (117.2 yards per game) and No. 3 in total defense and pass defense (197.2 yards per game). It marked the first time since 2006 that LSU finished in the top three in the SEC in those four categories since 2006.

In 2016, LSU held six of its 12 opponents to fewer than 300 total yards and only once did the Tigers allow 400 yards in a game. LSU capped the year with perhaps its most dominating performance of the season, limiting Louisville and its Heisman Trophy quarterback, Lamar Jackson, without a touchdown for the only time all season in the 29-9 victory. LSU held Louisville to season lows for points (9) and rushing yards (67) as the Tigers recorded eight sacks, just one shy of tying the school record.

Overall in 12 games, the Tigers held opponents to one touchdown or less in nine games and only one team scored more than two offensive touchdowns against LSU in 2016 (Texas A&M). After allowing two first half touchdowns to Ole Miss, the Tigers shutout the Rebels in the second half and then stretched the scoreless streak to five-straight quarters with three scoreless quarters against Alabama.

Now entering his fifth season as a defensive coordinator at a Power 5 Conference school, Aranda's defense has ranked in the Top 10 nationally in total yards four consecutive years. His defense has also ranked among the top 10 in scoring four of the past five years. In that five-year span, Aranda's defense has allowed a touchdown or less in 37-of-65 games, which includes three years at Wisconsin and one each at LSU and Utah State.

LSU's 2016 defense featured a pair of first team All-America selections in defensive back Tre'Davious White and safety Jamal Adams, as well as a second team All-America in linebacker Kendell Beckwith. Five starters on the LSU defense were picked in the 2017 NFL Draft, including White and Adams, who were both first-round picks.

Other defensive highlights for the Tigers in 2016 include outside linebacker Arden Key breaking school record for sacks in a season with 12; leading the nation in redzone touchdowns allowed (8); leading the SEC in first downs allowed (192); and ranking No. 2 in the SEC in third-down conversions (32.3 percent).

Prior to joining the Tigers, Aranda served in the same capacity at Wisconsin, where he led a Badgers defense that in a combined three-year span, ranked in the top five in the nation in the four major defensive categories – scoring, total yards, passing yards and rushing yards.

From 2013-15, Aranda's defense allowed an average of 289.4 yards per game – which ranked first in the nation over that span. His defense allowed 16.9 points (No. 2 nationally), 179.9 passing yards (No. 3 nationally) and 109.6 rushing yards (No. 4 nationally) over the three years, a stretch that saw Wisconsin post a 30-10 record, reach the Big Ten title game in 2014 and play in two New Year's Day bowl games.

In three years at Wisconsin, Aranda's defense pitched five shutouts (2 in 2013 and 2015, 1 in 2014) and didn't allow opponents to score more than a single touchdown in 18 games over that stretch.

Aranda's 2015 defense capped the regular season leading the nation in points allowed at 13.1 points a contest. Wisconsin ranked No. 3 in the nation in total defense (268.5 yards per game), No. 4 in rushing defense (95.4 yards per game) and No. 7 in passing defense (173.2 yards per game).

LSU opened the 2014 season against Aranda and Wisconsin, winning 28-24. However, Aranda's defense limited the Tigers to 126 rushing yards as LSU used a fourth-quarter rally to beat the Badgers in Houston.

Aranda's top defensive product as Wisconsin was linebacker Chris Borland, who was named 2014 Big Ten Defensive Player of the Year and a first-team All-American as a senior. Borland was a third-round draft pick of the San Francisco 49ers. Aranda also saw noseguard Beau Allen (Philadelphia) and safety Dezmen Southward (Atlanta) selected in the 2013 NFL Draft.

Aranda spent the 2012 season at Utah State where he helped the Aggies to a school record 11 wins (2 losses) and a 41-15 victory over Toledo in the Famous Idaho Potato Bowl. As the defensive coordinator at USU, he oversaw an Aggies defense that ranked seventh in the country in scoring defense, allowing just 15.4 points per game.

In addition to scoring defense, Utah State also ranked among the top 15 nationally in sacks (eighth), pass efficiency defense (10th), rush defense (12th) and total defense (15th). In the red zone, the Aggies were particularly effective, allowing opponents to score on just 63.6 percent of their trips inside the 20-yard line, a mark that tied them for third in the country in red zone defense. USU opponents scored just 13 TDs in 44 red zone opportunities (29.5 percent).

Prior to his season at Utah State, Aranda spent four years at Hawai'i, the last two as the Warriors' defensive coordinator after coaching the defensive line his first two years. During the 2011 season at Hawai'i, Aranda's defense led the Western Athletic Conference and was tied for 15th in the FBS in sacks with 35.

In 2010, Aranda's Hawai'i defense led the nation in turnovers caused (38), while ranking



Dave and his wife Dione with children Jaclyn, Jordyn, and Ronin.

second in the nation in interceptions (23) and ninth in fumbles recovered (15), as well as tying the school record for most defensive touchdowns with five.

Prior to Hawai'i, Aranda coached at Delta State University in 2007, where he served as co-defensive coordinator and secondary coach. Following the season, he signed on to become Southern Utah's defensive coordinator for new head coach Ed Lamb and was on the job for one month before head coach Greg McMackin called and asked Aranda to join the Hawai'i staff.

In one year at Delta State, Aranda helped the school win the Gulf South Conference and lead NCAA Division II in pass efficiency defense, ranking second in total and scoring defense, and third in run defense.

Before Delta State, Aranda spent two years as the defensive coordinator and linebackers coach at his alma mater, California Lutheran, where the Kingsmen led the conference in scoring defense and total defense. It was his second go-around with California Lutheran after serving as an assistant from 1996-99, while finishing his degree.

From 2003-04, Aranda was the linebackers coach at the University of Houston and before that he served as a graduate assistant at Texas Tech.

After he graduated from Redlands High School in California in 1994, numerous surgeries followed and ended his playing career. In 1995, he started his coaching resume at Redlands as an assistant coach. Aranda graduated from California Lutheran in 1999 with a bachelor's degree in philosophy. In 2002, he earned his master's degree in interdisciplinary studies at Texas Tech.

Aranda and his wife, Dione, have two daughters, Jaelyn and Jordyn, and a son, Ronin.

THE ARANDA FILE

Year at LSU:	Second (appointed Jan. 1, 2016)
Birthdate:	Sept. 29, 1976
Hometown:	Redlands, Calif.
Wife:	Dione
Children:	Jaelyn, Jordyn, Ronin
High School:	Redlands High School (1994)
College:	California Lutheran (1999)
Postgraduate:	Texas Tech (2002)

COACHING EXPERIENCE

1995	Redlands (Calif.) High School (defensive coord., linebackers, offensive line)
1996-99	California Lutheran (linebackers)
2000-02	Texas Tech (graduate assistant)
2003-04	Houston (linebackers)
2005-06	California Lutheran (defensive coordinator/linebackers)
2007	Delta State (co-defensive coordinator/secondary)
2008-11	Hawaii (defensive line, 2008-09; defensive coordinator, 2010-11)
2012	Utah State (defensive coordinator)
2013-15	Wisconsin (defensive coordinator/inside linebackers)
2016-17	LSU (defensive coordinator/inside linebackers)

BOWL EXPERIENCE

Season	Bowl	Team	Opponent	Results
2000	Galleryfurniture.com	Texas Tech	East Carolina	L, 40-27
2001	Alamo	Texas Tech	Iowa	L, 19-16
2002	Tangerine	Texas Tech	Clemson	W, 55-15
2003	Hawaii	Houston	Hawaii	W, 54-48
2008	Hawaii	Hawaii	Notre Dame	L, 49-21
2010	Hawaii	Hawaii	Tulsa	L, 62-35
2012	Famous Idaho	Utah State	Toledo	W, 41-15
2013	Capital One	Wisconsin	South Carolina	L, 34-24
2014	Outback	Wisconsin	Auburn	W, 34-31 (OT)
2015	Holiday	Wisconsin	Southern Cal	W, 23-21
2016	Citrus	LSU	Louisville	W, 29-9



Matt Canada

Offensive Coordinator/Quarterbacks

@CoachMCanada

Matt Canada, a 25-year coaching veteran with a history of producing some of the top offenses in college football, enters his first season as LSU's offensive coordinator and quarterbacks coach in 2017.

Canada joined the Tigers in December of 2016 after a one-year stint at Pittsburgh where he led a Panthers offense that set school records for points in a season (532) and points per game (40.9). Under Canada's direction, the Pittsburgh offense scored 40 or more points six times, including a school-record 76 points against Syracuse, and was the only Power 5 team to score at least 28 points in every regular season contest.

Canada, who was the only offensive finalist for the 2016 Broyles Award as the nation's top assistant coach, helped Pittsburgh to a 43-42 win over eventual national champion Clemson last year as well as a 42-39 victory over Big Ten Champion Penn State. The Panthers finished the year 8-5 overall and played in the New Era Pinstripe Bowl.

Under Canada, Pitt ranked No. 10 nationally in points per game and No. 8 in redzone touchdowns with 45. The Panthers averaged 446.8 total yards per game (225.1 rushing, 221.7 passing). Following the season, Pitt quarterback Nathan Peterman was selected in the fifth round of the NFL Draft.

Prior to his one season at Pitt, Canada spent three years at NC State where as the offensive coordinator and quarterbacks coach, he helped develop Jacoby Brissett into a third round NFL Draft pick. With Canada calling the plays, NC State played in back-to-back bowl games in 2014 and 2015.

In 2015, the Wolfpack averaged 412.8 yards per game -- the fifth-highest average in school history -- despite losing leading rusher Matt Dayes (108.1 yards per game) to injury for the final five games. NC State led the Atlantic Coast Conference and ranked 11th nationally in time of possession (33:03).

In 2014, NC State racked up its highest rushing total since 1977 with 2,659 yards. The Wolfpack averaged 6.0 yards per offensive play, the second highest mark in school annals. Brissett thrived as a dual threat under Canada's watch in 2014 and 2015 as he combined to throw for 5,268 yards to go with 43 touchdowns. He also added nine rushing touchdowns during that span.

Brissett was one of just three Power 5 conference quarterbacks in 2014 with at least 2,000 passing yards, 300 rushing yards, 20 passing TDs and five (or fewer) interceptions. The others were Oregon Heisman Trophy winner Marcus Mariota and UCLA's Brett Hundley.

Prior to NC State, Canada was the offensive coordinator and quarterbacks coach at Wisconsin during the 2012 season. Led by All-America running back Montee Ball, the Badgers averaged 236.4 rushing yards per game to rank 13th nationally. Ball, who rushed for 1,830 yards and 22 touchdowns, was named the recipient of the prestigious Doak Walker Award, annually presented to the nation's top running back.

Canada's offense exploded in the 2012 Big Ten Championship Game, a 70-31 rout of Nebraska, to earn the Badgers a trip to the Rose Bowl. Wisconsin had two 200-yard rushers for the first time in school history as it piled up 539 yards on the ground and 640 total against the Cornhuskers. In addition to Ball, the Wisconsin backfield also included James White and future Doak Walker winner Melvin Gordon.

In 2011, Canada was the offensive coordinator and quarterbacks coach for a Northern Illinois team that averaged nearly 40 points per game en route to an 11-3 record and the Mid-American Conference championship. The Huskies finished in the nation's top 12 in scoring (12th at 38.3 points per game), total offense (11th at 476.0 yards per game) and rushing offense (12th at 234.1 yards per game). Quarterback Chandler Harnish was named the MAC's Most Valuable Player, ranked ninth nationally in total offense (328.2 avg.) and was selected in the seventh round of the 2012 NFL Draft.

Canada had two stints at Northern Illinois, also serving on the Huskies staff from 1998-2003. He oversaw NIU's running backs (1998-2000) and quarterbacks (2001-02) before elevating to offensive coordinator in 2003. NIU's 2003 team upset Alabama, Maryland and Iowa State in earning a No. 12 Associated Press ranking. Canada's offense featured All-America running back Michael Turner, who averaged 137.3 rushing yards per game to rank second in the country.

From 2004-10, Canada coached quarterbacks at Indiana. He was the Hoosiers' offensive coordinator his final four seasons (2007-10) after serving as passing game coordinator for two years (2005-06). The 2007 Hoosiers posted a school-record 412 points in earning an invitation to the Insight Bowl, the program's first postseason game in 14 years.

Canada coached two of the most prolific quarterbacks in IU history in Ben Chappell and Kellen Lewis. The duo still ranks highly in various school passing categories. Chappell holds Indiana career records for completions (651) and completion percentage (.611), while ranking third in touchdown passes (45) and passing yards (7,251). Lewis holds the season record for touchdown passes (28) and ranks second with 48 career TD passes.



Matt and his wife Erin with their daughter Tori and son Chris.

Canada is a 1993 graduate of Indiana who began his coaching career as a Hoosiers student assistant (1992-93) and graduate assistant (1994-95). He earned his first full-time coaching appointment at Butler University, where he coached quarterbacks and wide receivers in 1996 and was the offensive coordinator in 1997.

Canada earned his B.A. in Business (1993) and M.A. in Sports Administration (1995) at Indiana University. Canada, who is from New Palestine, Indiana, and his wife have two children -- a daughter Tori, and a son, Chris.

THE CANADA FILE

Year at LSU: First (appointed December 14, 2016)
 Birthdate: January 19, 1972
 HOMETOWN: New Palestine, Indiana
 WIFE: Erin
 Children: Tori and Chris
 Alma Mater: Indiana University (B.A. Business, 1993)
 Indiana University (M.A. Sports Administration, 1995)

COACHING EXPERIENCE

1993-96	Indiana (student assistant, 1993; graduate assistant, 1994-96)
1997	Butler (offensive coordinator/quarterbacks)
1998-2003	Northern Illinois (running backs, 1998-2000; quarterbacks, 2001-02; offensive coordinator/quarterbacks, 2003)
2004-10	Indiana (quarterbacks, 2004; quarterbacks/passing game coordinator, 2005-06; offensive coordinator/quarterbacks, 2007-10)
2011	Northern Illinois (offensive coordinator/quarterbacks)
2012	Wisconsin (offensive coordinator/quarterbacks)
2013-15	NC State (offensive coordinator/quarterbacks)
2016	Pittsburgh (offensive coordinator/quarterbacks)
2017	LSU (offensive coordinator/quarterbacks)

BOWL EXPERIENCE

Season	Bowl	Team	Opponent	Results
1993	Independence	Indiana	Virginia Tech	L, 45-20
2007	Insight	Indiana	Oklahoma State	L, 49-33
2011	GoDaddy.com	Northern Illinois	Arkansas State	W, 38-30
2012	Rose	Wisconsin	Stanford	L, 20-14
2014	St. Petersburg	NC State	Central Florida	W, 34-27
2015	Belk	NC State	Mississippi State	L, 51-28
2016	New Era Pinstripe	Pittsburgh	Northwestern	L, 31-24



Steve Ensminger

Tight Ends

@SteveEnsminger

Steve Ensminger, a starting quarterback for LSU in the late 1970s, returns to tight ends coach in 2017 after serving in a dual capacity as offensive coordinator and quarterbacks coach for the final eight games of the 2016 season for the Tigers.

Ensminger was elevated to offensive coordinator and quarterbacks coach on Sept. 25, 2016 and his impact over the final eight games of the season was remarkable. Before Ensminger took over play-calling duties, LSU's offense had scored only nine touchdowns and was averaging 18 points and 339.5 total yards per game.

In eight games under Ensminger, LSU improved drastically in every offensive category as the Tigers averaged 32 points and 464.9 total yards per contest during that span. LSU scored 38 or more points five times under Ensminger, including 54 in a win over Texas A&M and 38 against both Arkansas and Ole Miss. The Tigers averaged 7.1 yards per play and converted 46-of-102 third-down opportunities during that eight-game stretch.

Also under Ensminger, LSU's offense set school records for yards in a SEC game (634 vs. Missouri), single-game rushing yards by an individual (284 by Leonard Fournette vs. Ole Miss, 285 by Derrius Guice vs. Texas A&M), longest run from scrimmage (96 yards by Derrius Guice vs. Arkansas) and time of possession (42:33 vs. Missouri).

Individually, Ensminger's offense produced a pair of All-America selections in center Ethan Pocic and Guice at running back. Pocic was a finalist for the Remington Award as the nation's top center, while Guice rushed for 1,387 yards and 15 touchdowns.

Ensminger had previously served as tight ends coach for the Tigers from 2010 until his promotion to offensive coordinator following the Auburn game in week 4 of the 2016 season. Ensminger had previous offensive coordinator duties at McNeese State, Louisiana Tech, Texas A&M, and Clemson.

A 1982 graduate of LSU, Ensminger played quarterback for the Tigers under head coach Charlie McClendon from 1976-79. Ensminger played in three bowl games (Sun, Liberty, Tangerine) at LSU and has followed that by coaching in 16 bowl games as an assistant at the collegiate level.

In 2015, Colin Jeter led all LSU tight ends with 12 catches for 132 yards and a TD, followed by DeSean Smith with four catches for 82 yards. As a unit, LSU tight ends accounted for 18 catches for 223 yards and a touchdown.

In 2014, LSU tight ends combined for 12 catches, including the game-winning TD against Ole Miss, while also playing a prominent role in the Tigers averaging 225 rushing yards a game.

LSU's group of 2013 tight ends played a key role in a Tiger offense that set a school-record with 37 rushing touchdowns. LSU averaged 453.3 total yards per game, which included 202.3 yards on the ground. In the passing game, LSU tight ends combined for 12 receptions for 211 yards with first-time starter Dillon Gordon leading the way with six catches for 88 yards.

Ensminger's tight ends combined for 16 catches for 182 yards in 2012 in the passing game and they helped pave the way for a 173.7 yards per game rushing attack as the Tigers went 10-3 and finished the year ranked No. 12 in the nation.

In 2011, LSU tight ends combined for 28 receptions for 294 yards and three touchdowns. Deangelo Peterson led all tight ends with 18 catches for 179 yards and a score as the Tigers posted a 13-0 regular season record, claimed the SEC title and reached the BCS National Championship game that year.

In 2010, Ensminger coached a versatile group of tight ends who combined for 24 catches for 301 yards with Peterson leading the way with 16 receptions for 198 yards despite missing three games with an injury. Ensminger joined the LSU staff after serving as an assistant coach at Auburn from 2003-08. Ensminger spent the 2009 season as the passing game coordinator at Smiths Station High School in Auburn, Ala.

During his six seasons at Auburn, Ensminger coached the quarterbacks one year (2003), followed by five years as the tight ends coach from 2004-08. As the quarterback coach at Auburn, Ensminger helped develop Jason Campbell, who went on to become an NFL first round draft pick. While at Auburn, the Tigers led the SEC in scoring offense in both 2004 (32.1) and 2005 (32.2), and they were first in the league in total offense in 2005 (409.8).

Ensminger has also had major college coaching stops at Georgia (1991-93), Texas A&M (1994-96) and Clemson (1997-98). At Georgia, he served as the quarterbacks coach as well as the passing game coordinator. In 1992, Georgia posted a 10-2 overall record and led the SEC in both scoring (32.0) and total offense (450.4).

Ensminger followed that with a three-year stint at Texas A&M where he was the offensive coordinator and quarterbacks coach for the Aggies. The Aggies were 25-9-1 during Ensminger's three years in College Station, which included a 10-0-1 mark in 1994 and a 9-3 record in 1995.

Following his three years at Texas A&M, Ensminger coached for two seasons at



The Ensmingers: daughter Krystalin, Amy, Steve, daughter Brittany Rose and son Steven, Jr.

Clemson, holding the title of offensive coordinator and quarterbacks coach.

Ensminger returned to Louisiana in 2000, serving as head coach and athletic director at Central High School for nearly three years before taking the wide receivers job at West Monroe High School for the 2002 season.

After a brief career in the NFL and CFL, Ensminger got his start in coaching in 1982 at Nicholls State as the receivers coach. After two years at Nicholls State, he moved to McNeese State as the offensive coordinator and quarterbacks coach from 1984-86 followed by three years from 1988-90 at Louisiana Tech in the same capacity.

As a player at LSU, Ensminger threw for 2,770 yards and 16 touchdowns during his career with the Tigers. He was named Freshman All-SEC in 1976. Ensminger finished his career with the Tigers with an 11-6 mark as a starting quarterback, which includes a 7-4 record in 1977.

Ensminger, a native of Baton Rouge, is married to the former Amy Gonzales and the couple has three children – Krystalin, Brittany Rose and Steven – and one grandchild.

THE ENSMINGER FILE

Year at LSU: Seventh (appointed Feb. 25, 2010)
 Birthdate: September 15, 1958 in Baton Rouge, La.
 Wife: former Amy Gonzales
 Children: Krystalin, Brittany Rose, and Steven
 College: LSU, 1982

PLAYING EXPERIENCE

1976-79 LSU (quarterback)

COACHING EXPERIENCE

1982-83 Nicholls State (receivers)
 1984-86 McNeese State (offensive coordinator/quarterbacks)
 1988-90 Louisiana Tech (offensive coordinator/quarterbacks)
 1991-93 Georgia (quarterbacks/passing game coordinator)
 1994-96 Texas A&M (offensive coordinator/quarterbacks)
 1997-98 Clemson (offensive coordinator/quarterbacks)
 2000-02 Central High School (head coach/athletics director)
 2002 West Monroe High School (wide receivers)
 2003-08 Auburn (quarterbacks, 2003; tight ends 2004-08)
 2009 Smiths Station High School (passing game coordinator)
 2010-17 LSU (tight ends; offensive coordinator/quarterbacks coach, 2016; tight ends 2017)

BOWL EXPERIENCE

As a player

Season	Bowl	Team	Opponent	Results
1977	Sun	LSU	Stanford	L, 24-14
1978	Liberty	LSU	Missouri	L, 20-15
1979	Tangerine	LSU	Wake Forest	W, 34-10

As a coach

Season	Bowl	Team	Opponent	Results
1990	Independence	Louisiana Tech	Maryland	T, 34-34
1991	Independence	Georgia	Arkansas	W, 24-15
1992	Citrus	Georgia	Ohio State	W, 21-14
1995	Alamo	Texas A&M	Michigan	W, 22-20
1997	Peach	Clemson	Auburn	L, 21-17
2003	Music City	Auburn	Wisconsin	W, 28-14
2005	Sugar	Auburn	Virginia Tech	W, 16-13
2006	Capital One	Auburn	Wisconsin	L, 24-10
2007	Cotton	Auburn	Nebraska	W, 17-14
2007	Chick-fil-A	Auburn	Clemson	W, 23-20
2010	Cotton	LSU	Texas A&M	W, 41-24
2011	BCS	LSU	Alabama	L, 21-0
2012	Chick-fil-A	LSU	Clemson	L, 25-24
2013	Outback	LSU	Iowa	W, 21-14
2014	Music City	LSU	Notre Dame	L, 31-28
2015	Texas	LSU	Texas Tech	W, 56-27
2016	Citrus	LSU	Louisville	W, 29-9



Jeff Grimes

**Offensive Line/
Running Game Coordinator**

@CoachGrimey

Jeff Grimes enters his fourth year as LSU's offensive line coach and running game coordinator in 2017 as he continues to develop the Tigers offensive line into one of the most physically dominating and technically sound units in all of college football.

In three years on the LSU staff, Grimes has had three of his players selected in the NFL Draft to go along with seven All-SEC honors and three All-Americans. Most recently in 2016, center Ethan Pocic earned First Team All-America honors and was selected in the second round of the NFL Draft.

LSU's offensive line has helped pave the way for three consecutive 1,000-yard rushers, including Leonard Fournette, who set the school's single-season mark with 1,853 yards and 22 touchdowns in 2015. Last year, Derrius Guice led the SEC in rushing yards with 1,387 and also set the school single-game mark with 285 yards against Texas A&M.

In 37 games as LSU's offensive line coach and running game coordinator, LSU has had at least one running back reach the 100-yard rushing mark 29 times. LSU has also running backs go over the 200-yard mark seven times – five by Fournette and two by Guice. Under Grimes, LSU is 21-4 when featuring a 100-yard rusher.

In 2016, Grimes' offensive line allowed only 19 sacks and blocked for a ground game that ranked No. 4 in the SEC with 233.0 yards a contest. It marked the fourth-straight year LSU's offense averaged more than 200 yards rushing a contest, which ties the mark for the longest such streak in school history. The Tigers also averaged 200-yards rushing a game in four-straight seasons from 1971-74.

Individually, sophomore Will Clapp joined Pocic on the First Team All-SEC list, while senior Josh Boutte picked up second team all-conference honors in 2016.

In 2015, Grimes' offensive line yielded just 17 sacks as the Tigers ranked No. 3 in the SEC in that category. The Tigers also produced a second-team All-America offensive lineman for the second-straight year as Vadal Alexander earned the honor. Alexander followed his senior season by being picked in the seventh round of the NFL Draft. He was joined in the draft by left tackle Jerald Hawkins, who was taken in the fourth round by the Steelers.

In his first year at LSU in 2014, the addition of Grimes to the staff paid off immediately as he helped produce one of the top rushing attacks in the SEC as the Tigers averaged 224.5 yards per game. His standout on the offensive line during his first year at LSU was offensive tackle La'el Collins, who was named the winner of the Jacobs Blocking Trophy as the top lineman in the SEC as well as being a second team All-America selection.

Grimes joined the Tigers in the spring of 2014, coming from Virginia Tech where he served in the same capacity. In his one season with the Hokies, Virginia Tech posted an 8-5 overall mark and averaged 356 yards a contest.

During Auburn's 2010 national championship season, Grimes' coached an offensive line that helped set school records for total yards of offense (6,989) and points (577) for a second consecutive season. The Tigers led the Southeastern Conference and were No. 5 nationally in rushing yards per game (284.8) and led the SEC in scoring (41.2).

Auburn's 2010 team set school records for rushing touchdowns (41), passing touchdowns (31), rushing yards (3,987) and had three offensive linemen earn individual honors. Tackle Lee Ziemba was a consensus All-America selection and earned the Jacobs Trophy as the SEC's best blocker before he was selected by the Carolina Panthers in the seventh round of the 2011 NFL Draft. Guard Byron Isom was named second-team All-SEC and center Ryan Pugh earned third-team All-America honors.

Following the 2011 season, tackle Brandon Mosley was selected by the New York Giants in the fourth round of the 2012 NFL Draft after earning All-SEC honors his senior season.

In his first season at Auburn in 2009, Grimes helped an offense that set numerous school records that year, including points in a season (433), total yards of offense in a season (5,613) and plays in a season (914). Auburn's 266 first downs in 2009 was the second-best total in school history, and its average of 431.8 yards per game ranked fourth. In addition, Grimes coached both Pugh and Ziemba to second-team All-SEC honors during the 2009 season.

Prior to his stint at Auburn, Grimes served as the assistant head coach, running game coordinator and offensive line coach at Colorado for two seasons from 2007-08.

A 23-year coaching veteran, Grimes went to Colorado from Brigham Young, where he coached the offensive line for three seasons from 2004-06. His 2006 BYU linemen were a large part of the Cougars' Mountain West Conference championship team, which finished 11-2.

Grimes' success continued at Arizona State as four of his 2001 seniors were drafted into the NFL, marking just the second time that had been done at any school since the NFL adopted the seven-round draft format in 1993. Tackle Levi Jones was the 10th overall pick in the 2002 NFL Draft by the Cincinnati Bengals, followed



Jeff with wife Sheri and their children Bailey, Jada, Garrison, and Greydon.

by Scott Peters and Travis Scott in the fourth round and Kyle Kosier in the seventh round.

In one season at Boise State in 2000, Grimes' offensive line helped the Broncos lead the nation in scoring offense with an average of 44.9 points per game. That year, the Broncos went 10-2 and beat Texas-El Paso in the Humanitarian Bowl.

Grimes began his coaching career in 1993 as a high school coach at Riverside High School in El Paso. After two years there, he moved on to the college ranks, first working as a graduate assistant at Rice (1995) and then at Texas A&M (1996-97).

Grimes earned four letters as an offensive tackle for UTEP between 1987 and 1990, including three years under former Boise State and Arizona State head coach Dirk Koetter when he was UTEP's offensive coordinator. He also spent two years playing for current Kansas City Chiefs' head coach Andy Reid.

He was in training camp with both the Los Angeles Raiders of the NFL and the San Antonio Riders of the World Football League before entering coaching.

Grimes, a native of Garland, Texas, and his wife, Sheri, have four children, daughters Bailey and Jada and sons, Garrison and Greydon.

THE GRIMES FILE

Year at LSU: Fourth (appointed Jan. 21, 2014)
 Birthdate: Sept. 23, 1968 in Garland, Texas
 Wife: Sheri Grimes
 Children: Bailey, Jada, Garrison, Greydon
 High School: Lakeview Centennial
 College: Texas-El Paso (B.S., 1991)
 Texas A&M (M.S., 1997)

COACHING EXPERIENCE

1993-94	Riverside (Texas) High School (offensive coordinator/offensive line)
1995	Rice (graduate assistant)
1996-97	Texas A&M (graduate assistant)
1998-99	Hardin-Simmons (offensive line)
2000	Boise State (offensive line)
2001-03	Arizona State (offensive line/running game coordinator)
2004-06	Brigham Young (offensive line)
2007-08	Colorado (asst. head coach/offensive line/running game coordinator)
2009-12	Auburn (offensive line)
2013	Virginia Tech (offensive line/running game coordinator)
2014-17	LSU (offensive line/running game coordinator)

BOWL EXPERIENCE

Season	Bowl	Team	Opponent	Results
2000	Humanitarian	Boise State	Texas-El Paso	W, 38-23
2002	Holiday	Arizona State	Kansas State	L, 34-27
2005	Las Vegas	BYU	California	L, 35-28
2006	Las Vegas	BYU	Oregon	W, 38-8
2007	Independence	Colorado	Alabama	L, 30-24
2009	Outback	Auburn	Northwestern	W, 38-35
2010	BCS Title	Auburn	Oregon	W, 22-19
2011	Chick-fil-A	Auburn	Virginia	W, 43-24
2013	Sun Bowl	Virginia Tech	UCLA	L, 42-12
2014	Music City	LSU	Notre Dame	L, 31-28
2015	Texas	LSU	Texas Tech	W, 56-27
2016	Citrus	LSU	Louisville	W, 29-9



Pete Jenkins

Defensive Line

Pete Jenkins, considered by many to be the most respected coach when it comes to defensive line play, is in his third stint and 15th year overall on the LSU coaching staff. Jenkins, the longtime mentor to LSU head coach Ed Orgeron, re-joined the Tigers out of retirement in September of 2016 when Orgeron was elevated to head coach.

Jenkins previously coached at LSU for 11 years from 1980-90 and then for two years from 2000-01, helping the Tigers win three Southeastern Conference titles over that span. Jenkins has helped lead the Tigers to nine bowl appearances during his career.

In his first year back at LSU in 2016, Jenkins played a key role in Arden Key breaking the school's single-season sack record with 12. Jenkins coached Key to All-SEC honors while defensive tackle Davon Godchaux was picked in the fifth round of the 2017 NFL Draft.

Jenkins, long considered the top defensive line coach in football – college or professional – has coached dozens of players to all-conference and All-America honors. He's also sent over 30 players that he's coached to the NFL, including former Tigers Leonard Marshall, Henry Thomas, Roland Barbay, Jarvis Green and Marcus Spears.

Jenkins originally joined the LSU staff in 1980 under head coach Jerry Stovall. Jenkins remained LSU's defensive line coach from 1980-90. He was elevated to defensive coordinator for head coach Mike Archer in 1987 and then to assistant head coach in 1990.

After departing LSU following the 1990 season, Jenkins spent five years coaching the defensive line at Mississippi State, helping the Bulldogs to three bowl games during that span. Jenkins then moved to Auburn for three years from 1996-98 where the Tigers reached two bowl games and won 10 games and tied for the SEC Western Division title in 1997.

Jenkins returned to LSU in 2000, serving as the defensive line coach for two years. LSU won its first SEC title in 15 years in 2001, beating Tennessee in the SEC Championship. The Tigers followed that with a victory over Illinois in the Sugar Bowl.

Jenkins retired from college football for the first time following the 2001 season, but still served as a coach to many NFL and college-bound players during the offseason. Jenkins returned to coaching in 2007 when he joined the Philadelphia Eagles as defensive line coach. Jenkins served on the Eagles staff for three seasons where he helped Philadelphia reach the NFC Championship Game in 2008 followed by an NFL Wildcard Game appearance the following year.

Jenkins stepped away from coaching in 2010, only to return as part of Orgeron's staff at Southern Cal in 2013. Orgeron was promoted to head coach at Southern Cal in late September of 2013 and brought Jenkins to Los Angeles to serve on his staff. Jenkins helped Orgeron and the Trojans go 6-2 over the final eight games of the regular season.

Jenkins has coached in 14 bowl games and been part of two NFL playoff teams. He's spent a total of 22 seasons in the SEC and three in the NFL.

Jenkins is also the veteran of 12 bowl games, including seven at LSU: 1983 Orange, 1985 and 1987 Sugar, 1985 Liberty, 1987 Gator, 1989 Hall of Fame and 2000 Peach Bowl. He went to three bowl games while at Mississippi State (1991 Liberty, 1993 and 1995 Peach) and two at Auburn (1996 Independence, 1998 Peach).

A 1964 graduate of Western Carolina, Jenkins played there for two years before starting his coaching career at Warner-Robbins High School in Georgia as an assistant coach. His career took him to two more high schools before he joined Troy State's staff in 1968 when Troy won the NAIA national championship. He coached at North Alabama, South Carolina, Southern Mississippi, Oklahoma State and Florida before settling in at LSU in 1980.

A native of Macon, Ga., Jenkins graduated from Western Carolina in 1964. He and his wife, Donna, have two children, Jennifer and Jeff.



THE JENKINS FILE

Year at LSU:	15th (appointed Feb. 13, 2016)
Birthdate:	August 27, 1941, at Macon, Georgia
Wife:	former Donna Reece
Children:	Jennifer and Jeff
High School:	Hawkins High School (Macon, Georgia)
College:	Western Carolina '64

PLAYING EXPERIENCE

1990-91	Tyler Junior College
1992-93	Southern University (safety)

COACHING EXPERIENCE

1964-65	Warner-Robbins (Ga.) High School (assistant coach)
1965-67	Columbus (Ga.) Baker High School (assistant coach)
1967-68	Phoenix City (Ala.) High School (head coach)
1968-70	Troy State (defensive coordinator)
1971-72	North Alabama (defensive coordinator)
1973-74	South Carolina (defensive ends)
1975-77	Southern Mississippi (defensive coordinator)
1978	Oklahoma State (defensive line)
1979	Florida (defensive line)
1980-90	LSU (defensive line 1980-90; defensive coordinator 1982, 1987-89; assistant head coach 1980-84, 1990)
1991-95	Mississippi State (defensive line)
1996-98	Auburn (defensive line)
2000-01	LSU (defensive line)
2007-09	Philadelphia Eagles (defensive line)
2013	Southern Cal (defensive line)
2016-17	LSU (defensive line)

BOWL EXPERIENCE

Season	Bowl	Team	Opponent	Results
1982	Orange	LSU	Nebraska	L, 21-20
1984	Sugar	LSU	Nebraska	L, 28-10
1985	Liberty	LSU	Baylor	L, 21-7
1986	Sugar	LSU	Nebraska	L, 30-15
1987	Gator	LSU	South Carolina	W, 30-13
1988	Hall of Fame	LSU	Syracuse	L, 23-10
1991	Liberty	Mississippi State	Air Force	L, 38-15
1993	Peach	Mississippi State	North Carolina	L, 21-17
1995	Peach	Mississippi State	NC State	L, 28-24
1996	Independence	Auburn	Army	W, 32-29
1998	Peach	Auburn	Clemson	W, 21-17
2000	Peach	LSU	Georgia Tech	W, 28-14
2001	Sugar	LSU	Illinois	W, 47-34
2016	Citrus	LSU	Louisville	W, 29-9



Dennis Johnson

Outside Linebackers

@CoachDJ_

Dennis Johnson enters his second season as a full-time position coach with the Tigers after being elevated to outside linebackers coach in September of 2016. Johnson coached outside linebackers for the final eight games of the 2016 season and was then given the job on a permanent basis when Ed Orgeron was named LSU's head coach in late November. Johnson, who is nicknamed affectionately "Meatball", also played a big role in LSU signing one of the top classes in college football in February of 2017.

Johnson is a former LSU defensive linemen who was a member of the Tigers' 13-0 regular season and Southeastern Conference Championship team in 2011.

Johnson is one of three former LSU football players on the Tiger coaching staff, joining tight ends coach Steve Ensminger and defensive backs coach Corey Raymond.

After graduating from LSU in May of 2012, Johnson got his start in coaching as a graduate assistant at Northwestern State, where he coached the Demon linebackers. Johnson also spent the 2013 season at Northwestern State where he worked with the secondary.

After a brief stint at Kentucky in 2014, Johnson was lured back to LSU in time for the 2014 season, serving as a graduate assistant working with the defensive line. Johnson remained with the defensive line in 2015, working under Orgeron. Johnson was four games into his second season as a graduate assistant in 2016 when LSU made a head coaching change and thus was elevated to outside linebackers coach.

In his first year as LSU's outside linebackers coach, Johnson played a key role in the development of senior Duke Riley, who in his first and only season as a starter for the Tigers, led the team in tackles with 93. Riley was also named LSU's most valuable player for the 2016 season and earned a spot in the Senior Bowl.

As a player for the Tigers, Johnson developed into a dependable backup on the defensive line where he played in 19 games in three years. Johnson finished his career with 11 tackles and one tackle for loss. A three-year letterwinner for LSU from 2009-11, Johnson joined the Tigers in 2008 after transferring from Itawamba Community College in Mississippi.

Johnson graduated from LSU in May of 2012 with a degree in general studies. Johnson added a Master's degree in Health Promotion and Administration from Northwestern State in 2014.

THE JOHNSON FILE

Year at LSU:	Second (appointed Sept. 25, 2016)
Birthdate:	November 9, 1988
Hometown:	Amory, Miss.
High School:	Amory (Miss.) High School
Alma Mater:	LSU (2012)
Post-Grad:	Northwestern State (2014)

PLAYING EXPERIENCE

1981-84	Northwestern (La.) State (defensive line)
---------	---

COACHING EXPERIENCE

2012-13	Northwestern State (graduate assistant, linebackers, 2012; secondary, 2013)
2014-15	LSU (graduate assistant, defensive line)
2016-17	LSU (outside linebackers)

BOWL EXPERIENCE

As a player

Season	Bowl	Team	Opponent	Results
2009	Capital One	LSU	Penn State	L, 19-17
2010	Cotton	LSU	Texas A&M	W, 41-24
2011	BCS National Championship	LSU	Alabama	L, 21-0

As a coach

2014	Music City	LSU	Notre Dame	L, 31-28
2015	Texas	LSU	Texas Tech	W, 56-27
2016	Citrus	LSU	Louisville	W, 29-9





Mickey Joseph

Wide Receivers

 @daboot02

Mickey Joseph, a Louisiana high school football legend with strong ties to New Orleans, enters his first season as LSU's wide receivers coach in 2017. Joseph was appointed to the LSU staff in February of 2017.

Joseph is the older brother of current Denver Broncos head coach Vance Joseph. His cousin, Terry Joseph, is an assistant coach at North Carolina.

Joseph brings over 20 years of coaching experience as well as four years as a quarterback at Nebraska under Tom Osborne.

Joseph comes to LSU after serving as running backs coach at Louisiana Tech in 2016. In his one year in Ruston, Joseph helped the Bulldogs to a 9-5 overall mark and a 48-45 win over 25th-ranked Navy in the Armed Forces Bowl.

The Bulldogs ranked No. 2 in the nation in scoring in 2016, averaging 44.3 points per game. Tech averaged 514.9 total yards game, which included 363.4 passing and 151.6 on the ground.

Prior to Louisiana Tech, Joseph helped turn around a Grambling State team that went 1-11 prior to his arrival to winning 16 games over the next two years. The Tigers posted a 7-5 mark in 2014 and followed that with a 9-3 overall mark and an appearance in the SWAC Championship Game. In 2015, Joseph's receivers totaled 2,250 receiving yards and 25 touchdowns as Grambling's scoring offense ranked fourth and passing offense ranked 21st among all FCS programs nationally.

Joseph was special teams coordinator and wide receivers coach at Alcorn State in 2013, helping the Braves to a 9-3 overall mark, the most wins for the school in 30 years. While at Alcorn, Joseph guided a receiving corps that caught for 2,728 yards and 23 touchdowns with an average gain of 13.0 yards per reception.

Joseph spent six years at Langston University from 2008-13, which included two years as the

head coach. Joseph led Langston to a 7-3 mark in his first season as head coach in 2011. He went 13-7 overall as the head coach at Langston.

Joseph got his first collegiate coaching job at Wayne State College in Nebraska in 1997, which he followed with a season at his high school alma mater Archbishop Shaw High School in New Orleans in 1998. From there, Joseph served as a graduate assistant at Tulane in 1999 and then coached receivers at Alabama State in 2000.

He coached quarterbacks at Nicholls State for three years (2001-03) and then spent two seasons as the running backs coach at Central Oklahoma (2004-05).

Before his tenure at Langston, Joseph served as the head football coach and Director of Athletics for Desire Street Academy, a private school in the New Orleans' Ninth Ward area. His main goal was to help get young kids out of the underprivileged area to improve their overall quality of life through sports. At the time of Hurricane Katrina, Joseph was responsible of moving the private school to Florida along with relocating the student-athletes. That year, the team had a record of 1-3, however, in 2008 Joseph turned the team around to a 10-3 record. Seven out of 25 players were able to sign with NCAA Division I programs.

During the summer of 2012 he also worked with the Houston Texas as part of an NFL minority internship. While in Houston, Joseph worked with the running backs and all aspects of the special teams units.

Joseph played quarterback at Nebraska from 1988-91. As a junior Joseph led the Cornhuskers to a 9-3 overall mark after accounting for 21 touchdowns (11 rushing, 10 passing). In his four years at Nebraska, the Cornhuskers posted a 39-9-1 overall mark and appeared in the Orange Bowl twice, the Citrus Bowl and the Fiesta Bowl.

In four years with the Cornhuskers, Joseph played in 34 regular season games and accounted for 30 touchdowns (16 rushing, 14 passing). His best season came as a junior in 1990 when he played in all 12 games, throwing for 624 yards and 11 touchdowns to go along with 554 rushing yards and 10 TDs.

Joseph was the top recruit coming out of Archbishop Shaw High School in Marrero when he was recruited to the University of Nebraska. In 1987, he was awarded Gatorade Player of the Year and First-Team Parade All-American. The standout football player was also a two-time All-State MVP and three-time All-District MVP.

Joseph, who is married to Priscilla Arzaga, has five children — Jacob, Zachary, Makiyah, Maya, and Malania.



Mickey and his wife Priscilla with daughter Malania.

THE JOSEPH FILE

Year at LSU: First (appointed February 9, 2017)

Birthdate: March 5, 1968

Hometown: New Orleans, La.

Wife: Priscilla Arzaga Joseph

Children: Jacob, Zachary, Makiyah, Maya, Malania

High School: Archbishop Shaw

Alma Mater: Nebraska (1993)

COACHING EXPERIENCE

1995-96 Omaha (Neb.) North High School (quarterbacks/wide receivers)

1997 Wayne State College (run game coordinator)

1998 Archbishop Shaw High School (quarterbacks)

1999 Tulane (graduate assistant)

2000 Alabama State (wide receivers)

2001-03 Nicholls State (quarterbacks)

2004-05 Central Oklahoma (running backs)

2006-08 Desire Street (New Orleans) Academy (head coach)

2008-12 Langston University (assistant coach, 2008-10; head coach 2011-12)

2013 Alcorn State (wide receivers/special teams coordinator/assistant head coach)

2014-15 Grambling State (wide receivers/special teams coordinator)

2016 Louisiana Tech (running backs)

2017 LSU (wide receivers)

BOWL EXPERIENCE

As a player

Season	Bowl	Team	Opponent	Results
1988	Orange	Nebraska	Miami (Fla.)	L, 23-2
1989	Fiesta	Nebraska	Florida State	L, 41-17
1990	Citrus	Nebraska	Georgia Tech	L, 45-21
1991	Orange	Nebraska	Miami (Fla.)	L, 22-0

As a coach

Season	Bowl/Playoff	Team	Opponent	Results
2016	Armed Forces	Louisiana Tech	Navy	W, 48-45



Corey Raymond

Defensive Backs

@LSUCoachRaymond

Corey Raymond, a former LSU standout who spent six years playing in the NFL, enters his sixth season coaching the defensive backs for his alma mater. During his five years on the LSU staff, the Tigers secondary has consistently been one of the strengths of the team and has only enhanced the school's claim of being "DBU."

Under Raymond, LSU's secondary has produced eight NFL Draft picks, including Jamal Adams and Tre'Davious White, who were both selected in the first round of the 2017 NFL Draft. Raymond has coached three first-round draft picks at LSU, a list that also includes Eric Reid. Other LSU NFL Draft picks under Raymond's watch include: Tyrann Mathieu (third round in 2013), Tharold Simon (fifth round in 2013), Jalen Collins (second round in 2015), Rashard Robinson (third round in 2016) and Jalen Mills (seventh round in 2016).

Raymond has coached four first team All-Americans during his time at LSU, a list that includes Reid (2012), Mills (2015), Adams (2016) and White (2016).

In 2016, Raymond's secondary allowed only nine passing touchdowns all season and ranked No. 3 in the Southeastern Conference in yards per game at 197.2. White, who ranked No. 2 in the conference in passes defended with 16, along with Adams were both named first team All-SEC. For the second-straight year, Adams led all LSU defensive backs with 76 tackles.

LSU's 2015 secondary featured Mills, a first team All-America selection despite missing the first five games of the season with a broken ankle. Mills was joined in the secondary by White and Adams, who were both second team All-SEC selections. Adams led all Tiger defensive backs with 67 tackles and four interceptions.

In 2014, LSU's secondary featured another young, but talented group as the starting lineup included a true freshman, one sophomore, two juniors and a senior. The play of LSU's secondary was prominent in the Tigers leading the SEC in total defense (316.8 yards per game), pass defense (164.2 yards per game) and pass efficiency defense (101.6 rating). LSU allowed an SEC-best 10 passing touchdowns in 2014 and the Tigers were the only team in the league to hold teams to fewer than 200 completions.

LSU ranked No. 4 in the SEC in pass defense in 2013, allowing 197.5 yards per game. The Tigers limited opponents to 15 touchdown passes and ranked second in the league in yards allowed per attempt (6.4) and third in the conference in completion percentage at 56.0 percent.

In his first year back with the Tigers in 2012, Raymond coached safety Reid to first team All-America honors. Reid was later chosen in the first round (18th overall) of the NFL Draft by the San Francisco 49ers. Starting cornerback Tharold Simon was picked in the fifth round by the Seattle Seahawks.

As a unit in 2012, LSU's secondary, despite using a pair of first time starters, combined for 15 interceptions and helped the Tigers rank No. 11 nationally in pass efficiency defense.

Raymond returned to LSU after spending the 2011 season as the secondary coach at Nebraska. In his one season with the Cornhuskers, Raymond coached a Nebraska secondary that featured the 2011 Big Ten Defensive Back of the Year in Alfonzo Dennard. Despite inheriting a group that lost four starters from the season before, including three NFL Draft picks, Raymond's secondary helped Nebraska rank No. 18 in the nation in pass defense in 2011.

Prior to his one-year stay in Lincoln, Raymond served as the cornerbacks coach for two seasons at Utah State. Raymond's top pupil at Utah State was that of Curtis Marsh, who earned All-WAC honors and later went on to become a third-round pick in the NFL Draft. Raymond served on the LSU staff for three years from 2006-08 before taking the job at Utah State.

During his three years on the LSU staff from 2006-08, Raymond was part of two BCS bowl victories, including a 38-24 win over Ohio State in the BCS National Championship. LSU's defense ranked No. 3 nationally in both 2006 and 2007 as the Tigers combined to post a 23-4 record during that span.

Prior to joining the LSU staff in 2006, Raymond coached at the high school level for three years in his hometown of New Iberia. Raymond was the defensive coordinator at New Iberia High School in 2003 and then held the same position at Westgate High School in 2004-05.

Raymond was a three-year starter in the secondary for the Tigers from 1989-91. He capped his LSU career with 185 tackles and eight interceptions. Following his career with the Tigers, Raymond spent six seasons in the NFL – three with the New York Giants and three with the Detroit Lions. In 90 games in the NFL, Raymond started 60 times and intercepted 11 passes to go with 258 tackles.

Raymond, who earned his undergraduate degree from LSU in 1993, has one son, Chris, who plays football at Nicholls State in Thibodaux, Louisiana.

Raymond, who earned his undergraduate degree from LSU in 1992, has one son, Chris, who recently graduated from University High School.



THE RAYMOND FILE

Year at LSU: Sixth (appointed Feb. 28, 2012)
 Birthdate: Sept. 28, 1969 in New Iberia, La.
 CHILDREN: Chris
 High School: New Iberia (La.) High School
 College: LSU, '92

PLAYING EXPERIENCE

1988-91 LSU
 1992-94 New York Giants
 1995-97 Detroit Lions

COACHING EXPERIENCE

2003 New Iberia (La.) High School (defensive coordinator)
 2004-05 Westgate (La.) High School (defensive coordinator)
 2006-08 LSU (intern, 2006; assistant strength coach, 2007-08)
 2009-10 Utah State (cornerbacks)
 2011 Nebraska (secondary)
 2012-17 LSU (defensive backs)

BOWL EXPERIENCE

As a player

Season	Bowl	Team	Opponent	Results
1988	Hall of Fame	LSU	Syracuse	L, 23-10

As a coach

Season	Bowl	Team	Opponent	Results
2006	Sugar Bowl	LSU	Notre Dame	W, 41-14
2007	BCS National Championship	LSU	Ohio State	W, 38-24
2008	Chick-fil-A	LSU	Georgia Tech	W, 38-3
2011	Capital One	Nebraska	South Carolina	L, 30-13
2012	Chick-fil-A	LSU	Clemson	L, 25-24
2013	Outback	LSU	Iowa	W, 21-14
2014	Music City	LSU	Notre Dame	L, 31-28
2015	Texas	LSU	Texas Tech	W, 56-27
2016	Citrus	LSU	Louisville	W, 29-9



Tommie Robinson

Assistant Head Coach/Running Backs

@TRob_LSU

Tommie Robinson, a highly-respected coach who has spent time at the highest level of college football and in the NFL, enters his first year at LSU as the Tigers' running backs coach and recruiting coordinator. Robinson will also serve as assistant head coach.

Robinson, who was named the 2017 Pac-12 Recruiter of the Year by 247Sports, comes to LSU after spending the 2016 season at Southern Cal as the running backs coach and run game coordinator for Rose Bowl Champion Trojans. In 2016, Robinson was part of an offensive staff that saw the Trojans average 34.4 points and 477.1 total yards a contest. Southern Cal capped the 2016 season with a 52-49 win over Penn State to claim the school's first Rose Bowl title since 2009.

Robinson's coaching career spans over 30 years, which includes three years with the Dallas Cowboys (1998-2000) and three with the Arizona Cardinals (2010-12).

In his three years with the Dallas Cowboys, Robinson served as an offensive assistant working primarily with the wide receivers, including future NFL Hall of Famer Michael Irvin. Robinson also spent time assisting with the Dallas special teams. In his three years at Dallas, the Cowboys won the NFC East Division in 1988 with a 10-6 mark and then reached the NFL Playoffs the following season.

At Arizona, Robinson coached Beanie Wells, who became the first player in franchise history to rush for at least 1,000 yards and scored 10 touchdowns. Wells also set the franchise record with 228 rushing yards against the St. Louis Rams in 2011. Former LSU standout Patrick Peterson played two seasons for the Cardinals while Robinson was part of the Arizona coaching staff.

Prior to joining the USC staff, Robinson coached running backs at Texas for two years (2014-15). In 2013, Robinson was the running backs coach and passing game coordinator for Southern Cal, where he was part of a coaching staff that included Ed Orgeron.

Robinson has helped teams appear in 11 bowl games and the NFL playoffs twice. Other coaching stops for Robinson include serving as a graduate assistant at Arkansas in 1991, running backs coach at Utah State in 1992-93, four years as running backs coach at TCU from 1994-97.

After his three-year stint with Dallas, Robinson joined the staff at Oklahoma State, coaching running backs for the Cowboys in 2001 where he helped the development of Tatum Bell, who would later become a second round NFL Draft pick.

He followed that with four years at Georgia Tech, the first as wide receivers coach and then tight ends coach for the next three years. In his first season at Georgia Tech, Kerry Watkins led the ACC in receptions with 71 and ranked No. 2 in the league in receiving yards with 1,050.

Robinson coached the running backs at Memphis in 2006 and then held the same position at Miami (Fla.) from 2007-09 before returning to the NFL to coach running backs for the Cardinals.

During his various college stops, he also served minority coaching internships with the New Orleans Saints, St. Louis Rams, Dallas Cowboys and Miami Dolphins.

Robinson got his coaching start at Woodham High School in Pensacola, Florida, where he spent two years. He followed that three years at his alma mater, Central High School in Phenix City, Alabama, before joining the Arkansas staff as a graduate assistant in 1991.

He was a 3-year starter at strong safety and team captain as a senior at Troy State, where he was a member of the 1984 Division II national championship team. He received his bachelor's degree in criminal justice at Troy State in 1985.

Robinson was born on April 4, 1963. He and his wife, Lartonyar, have three children: sons Dantrell and Trey, and daughter Towanda.



Tommie and his wife Lartonyar.

THE ROBINSON FILE

Year at LSU:	First (appointed February 9, 2017)
Birthdate:	April 4, 1963
Hometown:	Phenix City, Ala.
Wife:	Lartonyar
Children:	Dantrell, Towanda, Trey
High School:	Central High School (Phenix City, Ala.)
Alma Mater:	Troy State (1985)

PLAYING EXPERIENCE

1982-86	SMU (defensive back)
---------	----------------------


COACHING EXPERIENCE

1986-87	Woodham (Pensacola, Fla.) High School (assistant coach)
1988-90	Central (Phenix City, Ala.) High School (assistant coach)
1991	Arkansas (graduate assistant)
1992-93	Utah State (running backs)
1994-97	TCU (wide receivers)
1998-00	Dallas Cowboys (offensive assistant/wide receivers/special teams)
2001	Oklahoma State (running backs)
2002-05	Georgia Tech (wide receivers, 2002; tight ends, 2003-05)
2006	Memphis (running backs)
2007-09	Miami (Fla.) (running backs)
2010-12	Arizona Cardinals (running backs)
2013	Southern Cal (running backs/pass game coordinator)
2014-15	Texas (running backs)
2016	Southern Cal (running backs/run game coordinator)
2017	LSU (running backs/recruiting coordinator/assistant head coach)

BOWL EXPERIENCE


As a coach

Season	Bowl	Team	Opponent	Results
1991	Independence	Arkansas	Georgia	L, 24-15
1993	Las Vegas	Utah State	Ball State	W, 42-33
1994	Independence	TCU	Virginia	L, 20-10
2002	Silicon Valley	Georgia Tech	Fresno State	L, 30-21
2003	Humanitarian	Georgia Tech	Tulsa	W, 52-10
2004	Champs Sports	Georgia Tech	Syracuse	W, 51-14
2008	Emerald	Miami (Fla.)	California	L, 24-17
2009	Champs Sports	Miami (Fla.)	Wisconsin	L, 20-14
2013	Las Vegas	Southern Cal	Fresno State	W, 45-20
2014	Texas	Texas	Arkansas	L, 31-7
2016	Rose	Southern Cal	Penn State	W, 52-49



Austin Thomas

General Manager

 @AustinThomasLSU

Austin Thomas joined the Tiger football staff in April of 2013 and is entering his fifth season on staff. Thomas was promoted to General Manager following Ed Orgeron being named the Tigers' permanent head coach in November of 2016.

The first General Manager in the history of the Southeastern Conference and one of two in the nation, Thomas leads the way in the oversight and management of the entire LSU Football program. One of the top personnel managers in all of college football, Thomas works closely with NFL personnel to maximize the opportunity for LSU student-athletes as the next level.

In Thomas' first two seasons at LSU, he helped the Tigers claim back-to-back Top 5 signing classes in 2014 and 2015, which included signing the nation's top overall player in 2014. He was named the Personnel Director of the Year in 2015 and a finalist for the award in 2014.

Thomas earned his undergraduate degree from Lipscomb in 2008 and followed that with a master's degree in sport management from Tennessee.

Thomas joined LSU after a brief stint at Bowling Green, where he served as the Falcons' director of recruiting and player personnel.

Thomas got his start in college athletics in the fall of 2008 when he served as a recruiting intern at Tennessee. He then served as a defensive assistant for a year under Monte Kiffin at Tennessee from June 2009 to May 2010.

Thomas joined the Southern Cal staff in June of 2010, first serving as a defensive and recruiting assistant for a year before moving into operations in April of 2011. He was promoted to assistant director of operations/recruiting in April of 2012, a post he held until March of 2013.

Thomas is a native of Franklin, Tennessee, and is married to the former Brittney Piper. The couple has a son, Paul Austin Thomas III, who was born in June 2015.

THE THOMAS FILE

Hometown:	Franklin, Tenn.
Alma Mater:	Lipscomb
Graduating Year:	2008
Experience:	4 Years



Austin and his wife Brittney with their son Paul Austin Thomas III





Support Staff



Dr. Sam Nader
Assistant AD/Football Operations

The longest standing member of the LSU football staff, Sam Nader enters his 42nd year with the program in 2017. Nader is LSU's assistant athletic director for football operations, a position he was elevated to during the summer of 2000. During his time at LSU, Nader has been part of two national championships, six SEC titles and 29 bowl games.

Nader is responsible for overseeing all of the day-to-day administrative duties for the LSU football team.

Nader joined the LSU staff as a graduate assistant in 1975 and was hired by head coach Charles McClendon as a full-time assistant coach in 1977. He was named recruiting coordinator in 1980 and served in that role through the 1993 season.

When the NCAA eliminated the recruiting coordinator's position, Nader assumed the position of administrative assistant for football operations in 1994 and remained in that role, where he handled a myriad of responsibilities for the LSU football program, until his promotion to assistant athletic director in 2000.

Nader was a quarterback for the Auburn Tigers from 1963-67. From 1968-69, he served as assistant coach at Jordan High School in Columbus, Georgia, and was promoted to head coach and athletics director in 1970. He served in that capacity until 1974.

In his role as recruiting coordinator, Nader spearheaded the recruiting efforts of 32 players who developed into All-SEC First-Team players, plus seven who became All-Americans.

Nader is married to the former Ann Gardner of Montgomery, Alabama, and they have three children, Breaux, Lauren and John Ryan, and five granddaughters, Brooks Claire, Mary Holland, Grace Ann, and Sarah Jane, who are the daughters of Breaux and his wife Holland, and Alyssa, who is the daughter of John Ryan.



Sharon Lewis
Assistant AD/Football Recruiting
and Alumni Relations

Sharon Lewis enters her 17th season with the LSU football program this year, serving as the assistant athletic director with oversight of football recruiting and alumni relations.

Lewis joined the LSU football program in 2002 as coordinator for recruiting. She was elevated to her current role during the spring of 2007 becoming the first female in the Southeastern Conference to hold the title of Assistant Athletic Director for Football Recruiting.

Lewis has played a large part in LSU's continued recruiting success. Her role with the football department is to direct all official and unofficial recruiting visits with duties including but not limited to travel arrangements, accommodations, meals, tours, compliance documentation and expense reports as well as managing the recruiting interns. Lewis also oversees all special events associated with recruiting, such as pregame and post game events, dinners, banquets and social outings for official visits. Additionally, she manages __ student workers to help with the day-to-day recruiting tasks and planned activities

She also organizes and oversees all special events associated with football recruiting and alumni relations. Her role also involves fostering and maintaining good relationships with former Tigers. She is also President of LSU's National L-Club, the school's letterwinner organization.

Lewis has been a part of LSU Athletics for many years as she was an All-SEC heptathlete and high jumper for LSU's national championship women's track and field program, and worked as a student assistant in recruiting during her undergraduate days in Baton Rouge.

The multi-skilled Lewis began her career in athletics working for Career Sports International, where she coordinated recruiting efforts and implemented personal development plans for clients. She also spent four years working for the Alamo Bowl in San Antonio as the sponsorship coordinator and assistant to the executive director.

A native of San Antonio, Lewis earned her Bachelor's degree from LSU in 1991 and added a Master's degree from Southern University in 2003. She has a son, Sean.



Doug Aucoin

Videography Director

Doug Aucoin, widely considered one of the most respected in his profession at the national level, enters his 21st season as LSU's Videography Director in 2017. Aucoin has claimed SEC Video Coordinator of the Year four times, most recently in 2011 when the Tigers posted a 13-0 regular season mark and reached the BCS National Championship Game. Aucoin was also named the 2010 Bob Matey

National Video Coordinator of the Year by the Collegiate Sports Video Association. The award, which is voted on by other video coordinators in the profession, is presented to the individual who possesses the qualities and attributes of the late Bob Matey, the former video coordinator at Texas A&M.

Aucoin, who joined the Tigers in 1997 after a stint with Tulane, is responsible for analytical support of computer and video technologies including the taping of games and practices, opponent video exchange, self-scout and opponent breakdowns, and tape cut-ups used as a teaching tool. Aucoin also manages the computer network that the football coaches use for statistical analysis as well as self-scouting and the scouting of opponents. Aucoin oversees a staff of 13 people, which includes two full-time assistants and eleven student assistants.

Prior to working for Tulane, Aucoin was employed by the New Orleans Saints as an assistant to his brother, Albert, who was video director for the Saints. Their father, Erby, is a member of the Saints Hall of Fame for his pioneering analytical film work in the early years of the National Football League.

A native of New Orleans, Aucoin graduated from Riverdale High School and the University of New Orleans, earning his degree in business administration in 1995. In the summer of 1998, Aucoin married the former Angela Bordelon and the couple has three children, Ryan, Shane and Chanler.



Charles Baglio

Director of External Football Relations

Charles Baglio, one of the most successful high school football coaches in Louisiana over the last 20 years of his coaching career, enters his 15th season with the LSU athletics department as the director of external relations for the Tiger football team.

Baglio came to LSU in 2002 after coaching at Independence High School for 34 years, 22 of which as head coach. While at

Independence, Baglio posted a head coaching record of 205-69. He won nine district titles and led his team to the state championship game twice.

Baglio also had numerous players go on to play collegiate football, including former Tiger running back LaBrandon Toefield, who spent several seasons in the NFL with the Jacksonville Jaguars and the Carolina Panthers.

Baglio, who goes by the nickname of "Coach Bags", graduated from Southeastern Louisiana University in 1967 with a degree in health and physical education and followed that with a master's degree from SLU in 1973 in supervision and administration.

Baglio, an avid golfer who regularly shoots in the 70s, is a native of Independence, Louisiana.



Alex Barras

Video Coordinator

Alex Barras enters his fifth season as LSU's video coordinator in 2017. Barras has been part of the video staff for the LSU football team since 2007, first as an undergraduate student and as a graduate assistant.

Barras is responsible for all post-production video work for the Tigers, including motivational and highlight videos, recruiting presentations, and website features.

Barras, who is a native of New Iberia, La., was married to his wife, Emily, in June of 2014.



Louis Bourgeois

Assistant Equipment Manager

Louis Bourgeois begins his seventh year as a full-time member of the LSU equipment staff in 2017. In addition to his duties with the LSU football team, Bourgeois is also responsible for overseeing the day-to-day equipment operations for LSU's tennis program, along with the cheerleaders and the Tiger band.

Overall, Bourgeois is in his 12th year as part of the LSU equipment staff as he served as a student assistant from 2006-10.

Bourgeois, a country music enthusiast, graduated from LSU in 2010 with a degree in sports administration. He's married to the former Kate Liddell and the couple has a daughter, Brynn.



Derek Calvert

Associate Athletic Trainer

After two years with the LSU track & field and cross country teams, Derek Calvert enters his first season as a football athletic trainer and third season as an Associate Athletic Trainer.

Prior to rejoining LSU in January of 2014, Calvert worked with Dr. Williams Meyers at the Vincera Institute in Philadelphia as a Certified Athletic Trainer assisting with patients who had sustained core muscle injuries. He earned his master's degree in sports management from LSU in 2013 while working with the gymnastics and football teams.

Calvert gained additional experience with the Minnesota Vikings as a seasonal assistant athletic trainer from 2009-10. He graduated from the University of Illinois in 2008 with a degree in kinesiology.

Calvert is a native of Blue Mound, Illinois, and is a member of the National Athletic Trainers' Association as well as the Southeast Athletic Trainers Association.



Brandon Dubuy

Assistant Equipment Manager

Brandon Dubuy enters his first season as a full-time member of the LSU equipment staff. Dubuy is responsible for overseeing the day-to-day equipment operations for the LSU volleyball, beach volleyball, tennis and cheerleading programs.

Dubuy is in his fourth year as a member of the equipment staff after serving as a student manager for three years. Dubuy graduated from LSU in December 2016 with his bachelor's degree in kinesiology.



Jeff Grigus

Assistant Equipment Manager

Jeff Grigus begins his seventh season as an assistant equipment manager with LSU in 2017. Grigus oversees the day-to-day operation of the Jeff Boss Equipment Room in Tiger Stadium, while also working directly with the sports of men's and women's basketball, track and field, volleyball, beach volleyball, and gymnastics. Grigus also manages LSU's letter award program for student-athletes.

A native of Lake Charles, Louisiana, Grigus graduated from LSU in 2010 with a degree in construction management. Grigus served as a student assistant on the equipment staff for five years before being elevated to his current role in 2011.



Jeff Martin

Assistant Director of Player Personnel and Development

Jeff Martin enters his first season as LSU's assistant director of player personnel and development. Martin works with the staff in prospect identification, facilitating prospect visits, working with current student-athletes in development, and social media management.

Martin worked as a player personnel assistant for two seasons prior to his appointment as a full-time staff member. The New Orleans native earned his Bachelor of Arts in mass communication in 2009 along with his Bachelor of Science in sports administration in 2015. Most recently, Martin graduated with his Master of Science in kinesiology.



Jack Marucci

Director of Athletic Training

A leader in the field of athletic training, Jack Marucci enters his 22nd season as director of athletic training at LSU. Since joining the Tigers, Marucci's leadership and vision here moved LSU to the forefront of athletic training at the collegiate level.

As director of athletic training, Marucci oversees the athletic training operation for all 21 varsity sports, which includes supervising a staff of 13 full-time trainers, three nutrition staff members, and seven

graduate assistants.

An experienced trainer with a strong background in collegiate athletics, Marucci helped design the Broussard Center for Athletic Training at Tiger Stadium as well as the one located in the Football Operations Building, which the football team operates out of on a daily basis. At LSU, Marucci has been part of two national titles in football and four SEC Championships.

Marucci served as an assistant athletic trainer at Florida State from 1988-96, a stint that included eight bowl trips with the Seminoles. While in Tallahassee, he also served as the host trainer for two NCAA regional baseball tournaments.

Marucci graduated from West Virginia in 1986 with a bachelor's degree in athletic training and then gained his master's from Alabama in 1988, serving as a graduate assistant trainer for the Crimson Tide from 1986-88. He also worked with the Tampa Bay Buccaneers in 1987 and the Cleveland Browns in 1985.

Off the field, Marucci has mastered the art of crafting wooden baseball bats and founded his own company, the Marucci Bat Company. The bat company, which originally started with a workshop in his backyard, now has hundreds of Major Leaguers swinging its bats, including Albert Pujols and the 2006 NL MVP and home run champion Ryan Howard. Marucci's bats, which now include a line of aluminum bats for both baseball and softball, are the fastest-growing bat in baseball. The Marucci Bat Company has also been represented in both the Major League All-Star Game and the World Series in recent years with numerous Major Leaguers swinging the Marucci Bat.

Marucci has a son, Gino, who is a member of the baseball team at the University of Louisiana at Monroe, and a daughter, Sarah, who is a sophomore at LSU.



Derek Miller

Assistant Personnel Director

Derek Miller enters his first season as an assistant personnel director. Miller returned to Baton Rouge after a year at the University of Southern California in the same capacity.

Miller assists general manager Austin Thomas in prospect identification and the planning of the personnel office. Miller spent two years in Baton Rouge as an LSU football recruiting and player personnel assistant prior to his time at USC. In 2015 and 2016, Miller helped the

Tigers to top-5 recruiting classes.

A graduate of Bowling Green, Miller began his career with the Falcons as an equipment manager before becoming a student coach and eventually a player personnel assistant.

Support Staff



Tommy Moffitt

Assistant Athletic Director/Strength & Conditioning

Considered by many in college football to be one of the nation's premier strength and conditioning coaches, Tommy Moffitt enters his 18th season at LSU.

In 17 years with the Tigers from 2000-16, Moffitt helped strength train and condition an LSU football team that won 168 games during that span, easily the best stretch in school history. It was Moffitt's offseason program that helped pave the way to national titles in 2003 and 2007 for the Tigers and LSU's undefeated regular-season in 2011. Following the historic 2011 season, Moffitt was awarded the College Coach's Choice Award by Strength Performance.

Moffitt has been at the forefront of strength and conditioning around the nation in teaching fundamentals. Moffitt focuses on the teaching of strength and conditioning as well as the biomechanics of speed development.

Many interns, graduate assistants and full-time staff members have gone from working under Moffitt to jobs around the nation. Currently the football strength and conditioning coaches at Alabama, Florida State, Ole Miss, South Carolina, University of Texas at San Antonio, Nicholls and Northwestern State worked under Moffitt at one time.

Moffitt was named the 2003 College Strength and Conditioning Coach of the Year by America Football Monthly. Moffitt has been part of national championship football teams at LSU (twice), Miami and Tennessee.

Moffitt was appointed LSU's strength and conditioning coordinator on Jan. 10, 2000. In February 2000, Moffitt was named the 1999 Collegiate Football Strength and Conditioning Coach of the Year by the Professional Football Strength and Conditioning Coaches Society.

Moffitt served as the head strength and conditioning coach at Miami for two years, helping head coach Butch Davis rebuild the Hurricane program. While at Miami, Moffitt was named the 1998 Big East Strength Coach of the Year. Moffitt went to Miami after four seasons, 1994-97, as associate head strength and conditioning coach at Tennessee.

A 1986 graduate of Tennessee Tech, Moffitt started his career as an assistant football coach at John Curtis High School in River Ridge, Louisiana, from 1987-94, earning the 1992 National High School Strength Coach of the Year award given by the Professional Football Strength and Conditioning Coaches Society.

Born in Springfield, Tennessee, Moffitt is married to the former Jill Beron and they have three children, Clay, who is a pitcher at LSU, Aaron who is entering his freshman as a tight end for LSU, and Brady.



Shelly Mullenix

Senior Associate Athletic Trainer

Shelly Mullenix began at LSU in 1997 as part of the LSU Athletic Training Staff, coming to Baton Rouge from Florida State, where she worked as a graduate assistant athletic trainer from 1992-1993. She was promoted to assistant athletic trainer at FSU in 1993 and served in that capacity until December 1996.

As LSU's senior associate athletic trainer, Mullenix plays a key role in servicing the athletic training needs of the football team on a day-to-day basis. She also serves the Department of Kinesiology as a clinical supervisor for the Athletic Training Education Program.

In addition to Mullenix's role as an athletic trainer with the Football program, she also was given the title of director of wellness in the spring of 2009. As the director of wellness, Mullenix's duties are very diverse. She serves as the athletic training liaison to the Athletic Department Assistance Program (ADAP) which helps to maintain the physical and psychological well-being of the student-athlete and is the athletic training liaison to the Academic Center for Student-Athletes, assisting in the identification and treatment of academic and behavioral issues. She works collaboratively with the Athletic Department's sports dietitians by working with the student-athletes in providing nutritional guidance given in both team format, as well as one-on-one individualized counseling. Administratively, she assists with the recruitment of athletic training students, serves as co-coordinator of graduate athletic trainer development, and provides leadership and guidance in the development of athletic training administrative policies.

Mullenix also owns Integrated Sports Management, LLC, a consulting company that provides a unique system of program administration, integrating four critical components of successful collegiate athletics: drug testing, mental health services, peer leadership and proper nutrition. Through ISM, Mullenix has consulted with several Division I programs and worked three seasons as a contracted consultant for the Miami Dolphins providing support services in the area of nutritional and psychological consultation.

She is married to Matthew Mullenix and has twin daughters, Maggie and Briana.



Derek Ponamsky

Special Assistant to the Head Coach

Derek Ponamsky joined the LSU football staff in September 2016 as Special Assistant to Head Coach Ed Orgeron.

Ponamsky's primary responsibilities include assisting Orgeron in the day to day organization and operation of his schedule as well as serving as the liaison to the administration on academics.

Prior to being hired by Orgeron, Ponamsky hosted a daily radio show for six years on ESPN Radio in Baton Rouge. Ponamsky also worked on the pre and post-game shows for LSU football on the LSU Sports Radio Network.

Ponamsky, a native of Chalmette, Louisiana, is a graduate of LSU. Ponamsky and his wife Leanne have lived in Baton Rouge since 2005, and have a daughter, Alys.



Lauren Reagan

Director of Sports Nutrition

Lauren Reagan enters her third year as LSU's Director of Sports Nutrition. As head of LSU's nutrition staff, Reagan is responsible for providing performance nutrition education and resources to LSU Football and all other 20 Tiger sports programs.

Reagan works collaboratively with coaches and support staff to meet team and individual athlete's nutritional needs. With the help of her two assistants and undergraduate interns, Reagan is able to implement proper nutrient timing and recovery for each athlete in and out of season. Reagan uses on campus "fueling stations", grocery store tours, individual consultations, team talks and proper competition meals and game-time fueling to provide the essential nutrition resources for LSU athletes to reach their highest potential.

Reagan, a native of Lubbock, Texas, came to LSU after spending the 2014 season as the sports dietitian for the University of Notre Dame football team. Reagan also assisted with performance nutrition for Notre Dame's 25 other varsity sports.

Reagan graduated from Texas A&M University in 2012 with a degree in nutritional sciences. She then moved to Texas Tech where she earned a master's degree in nutritional sciences specializing in sports nutrition in December of 2013. She served as a sports nutrition graduate assistant for Texas Tech starting in May of 2013 and remained in that capacity until moving to Notre Dame the following year.

Reagan officially became a registered dietitian through the Texas Tech University Dietetic Internship Program in May of 2013.

Reagan is a member of the Collegiate and Professional Sports Dietitians Association (CPSDA) and the Academy of Nutrition and Dietetics.



Keava Soil-Cormier

Coordinator of Recruiting

Keava Soil-Cormier enters her fourth season with the LSU football program, serving as the coordinator of recruiting. Soil-Cormier works alongside Sharon Lewis in assisting in the organizing and overseeing of all special events associated with football recruiting, which includes directing of all official and unofficial recruiting visits.

A native of Lafayette, Louisiana, Soil-Cormier earned her bachelor's degree from LSU in 2011 and her Juris Doctorate Degree

from LSU in 2014.

Keava is a member of Delta Sigma Theta Sorority. She sits on the Board of Directors for the Alzheimer's Association and Advisory Council for Big Buddy Day of Mentoring. She is also a volunteer basketball Coach for the YMCA Summer Youth Program. Keava is an avid volunteer and believes that a little time out of our day, can impact the future of someone else.



Greg Stringfellow

Equipment Manager

Greg Stringfellow enters his 12th season as LSU's equipment manager after being elevated to the position in the spring of 2004. Stringfellow served as the interim equipment manager during LSU's National Championship season in 2003, stepping in for longtime equipment manager Jeff Boss, who passed away in the fall of 2003 after a lengthy battle with cancer.

Stringfellow, one of the many equipment managers who learned the trade under Boss, enters his 18th season overall with the Tigers. He previously served as a student assistant in the LSU equipment room for five years.

As a member of the equipment staff, Stringfellow is responsible for the ordering and maintaining of equipment and facilities for the LSU football team as well as LSU's 20 other sports.

Stringfellow lettered two years in football at McGill-Toolen High School in Mobile, Ala., before coming to LSU, where he earned a degree in construction management in 1997.

An avid golfer, Stringfellow is a member of the Athletic Equipment Managers Association and annually works the Senior Bowl in Mobile.

He is married to the former Ashley Mitnick, a former LSU soccer standout. The couple has four children, Sarah Elizabeth, Lily Grace, Harper and Blakely.



Support Staff



Dave Bucar
Analyst



Mike Caputo
Graduate Assistant



Tamara Davis
Coordinator of
Defensive Operations



John Decoster
Graduate Assistant



Emily Dixon
Coordinator of
Offensive Operations



Chris Forestier
Graduate Assistant



Blaine Gauthier
Analyst



Steve Kragthorpe
Analyst



Ya'el Lofton
Coordinator of
Football Operations



Greg McMahon
Analyst



Mikala Sanders
Analyst



Rob Snyder
Analyst



Lois Stuckey
Administrative Coordinator



David Stuckman
Graduate Assistant



Matt Tomsho
Analyst



Ronnie Wheat
Analyst

Guice Breaks Out for Multiple School Records

LSU running back **Derrius Guice** broke multiple school records in 2016 as a sophomore. Guice set two school records and finished the season as the Southeastern Conference leader in rushing yards (1,387) and second in rushing yards per game (115.6). Guice scored on the longest run in LSU history with a 96-yard rush in the win over Arkansas. Guice also set the school's single-game rushing record with 285 yards and three touchdowns in the win over Texas A&M. He rushed for more than 250 yards in a game twice (252 at Arkansas, 2016; 285 at Texas A&M, 2016). Guice is the only player in LSU history to rush for more than 250 yards or more in two games in the same season. He joined Moe Williams of Kentucky (1995) as the two players in SEC history to rush for 250 yards or more in two games in the same season. For his career, Guice has already rushed for 1,823 yards and 18 touchdowns despite starting only six games in his two years with the Tigers. He became the 46th and fastest player in school history to reach 1,000 career rushing yards, needing only 113 attempts, when he reached the milestone in the 18th game of his career against Southern Miss. Here is a list of the Top 5 single-game rushing totals in LSU history:

RANK	PLAYER	RUSHING YARDS	GAME
1.	Derrius Guice vs. Texas A&M	285	2016
2.	Leonard Fournette vs. Ole Miss	284	2016
3.	Derrius Guice vs. Arkansas	252	2016
4.	Alley Broussard vs. Ole Miss	250	2004
5.	Kevin Faulk vs. Houston	246	1996

LSU Extends Streak of Consecutive Seasons of 8 Wins or More to 17

With a 29-9 victory over Louisville in the Buffalo Wild Wings Citrus Bow, LSU extended its streak of consecutive seasons with at least eight wins to 17. The streak ranks behind Boise State (18) as the longest in college football.

Six Tigers Named Permanent Team Captains

LSU named six players as the National L-Club Permanent Team Captains for 2016. The group included: WR **Travin Dural** and C **Ethan Pocic** on offense, LB **Duke Riley**, CB **Tre'Davious White** and S **Jamal Adams** on defense, and PK **Colby Delahoussaye** on special teams.

Riley Wins Charles McClendon Award as LSU's MVP in 2016

Senior linebacker Duke Riley was named the recipient of the Charles McClendon Award as LSU's most valuable player in 2016. Riley took over as a starter at outside linebacker and led the tigers in total tackles with 93.

Trio of Tigers Earn First-Team All-America Honors

Jamal Adams, **Ethan Pocic** and **Tre'Davious White** were all named First Team All-Americans, representing the 69th, 70th and 71st players in program history to earn the honors. White, a finalist for the Thorpe Award, earned the first of the postseason by the Walter Camp Foundation and second by the AFCA in being named a consensus All-American, while Adams was selected to the first team by Pro Football Focus. Pocic, a finalist for the Rimington and semifinalist for the Outland, was selected to the first team by the Football Writers Association of America. Adams became the sixth safety to earn First-Team All-America honors, joining Greg Jackson (1988), LaRon Landry (2006), Craig Steltz (2007) and Eric Reid (2012). The honors for Pocic marked the seventh for a center. The second-round draft pick joined Marvin "Moose" Stewart (1935, 36), George Tarasovic (1951), Max Fugler (1958), Nacho Albergamo (1987), Todd McClure (1998) and Ben Wilkerson (2004). White became the eighth cornerback to earn honors, joining Tommy Casanova (1969, 1970, 71), Mike Williams (1974), James Britt (1982),

Corey Webster (2003, 04), Patrick Peterson (2010), Morris Claiborne (2011) and Tyrann Mathieu (2011)

LSU Made a School-Record 17th Straight Bowl Game and Captured Its 25th Bowl Victory

For a school-record 17th straight year, LSU earned a berth in a bowl game as the Tigers took on Louisville in the 2016 Buffalo Wild Wings Citrus Bowl. LSU defeated the Cardinal, 29-9, to win the program's 25th overall bowl victory and the first under **Ed Orgeron**. LSU's 17th consecutive bowl appearance ranks fifth nationally and the 25 bowl victories are the ninth-most in FBS History. The bowl appearance was the 48th in program history, a figure that ranks as the eighth-most nationally.

Defense Allowed just 16 Touchdowns in 2016

The LSU defense under coordinator **Dave Aranda** gave up just 16 touchdowns in 12 games. The Tigers allowed more than 21 points in just one game and gave up just 189 points total, which ranked second nationally. The season marked the 10th time in the last 30 years that a Tiger team has given up less than 200 points in a season.

Fournette Became Fastest Back to 3,000 Rushing Yards in LSU History

In his fourth carry of the game against Wisconsin, junior running back Leonard Fournette eclipsed the 3,000-yard mark, becoming just the fourth player and the fastest in program history, needing just 26 games and 572 rushing attempts. Overall, Fournette finished his career with 3,830 for No. 4 on LSU's rushing leader list. Fournette broke numerous records during his career, including yards per cy (6.2), rushing yards per game (119.7), 200-yard rushing games (5), and consecutive 100-yard rushing games (9) ... Overall, set or tied a total of 23 school records during his career (8 season, 5 game, 7 bowl, 3 career).

Eight Tigers on Coaches' All-SEC Teams

Jamal Adams, **Kendell Beckwith**, **Will Clapp**, **Leonard Fournette**, **Derrius Guice**, **Arden Key**, **Ethan Pocic** and **Tre'Davious White** were recognized by the league coaches as members of the All-SEC teams. Guice, Clapp, Pocic, Beckwith and White highlighted the first team, while Fournette Key and Adams were voted to the second team.

LSU Placed Six on the AP All-SEC Team

LSU senior center **Ethan Pocic**, senior CB **Tre'Davious White**, junior S **Jamal Adams**, and sophomore DE **Arden Key** were named to the All-SEC first team by the Associated Press. Junior RB **Leonard Fournette** and senior OG **Josh Boutte** were also selected to the second team.

LSU is 68-0 when Rushing for 100 Yard and Holding Opponents to Less than 100 yards

In the last 154 games, LSU's success is easy to predict when it comes to net rushing yards. LSU will more than likely win when rushing for 100 yards or more as the Tigers are 114-16 when that happens. When the defense holds the opponent to fewer than 100 yards, the Tigers are 68-5. When LSU rushes for 100-plus yards and holds the opponents to fewer than 100 yards, the Tigers are 67-0.

Defense Limited Another Heisman Trophy Winner

LSU faced off against a newly crowned Heisman Trophy winner for the third time in school history when the Tigers faced Louisville and quarterback Lamar Jackson. The defense had eight sacks and held Heisman Trophy winner Jackson without a touchdown for the first time in 17 games. The Louisville offense finished the day with 220 total yards, including 153 passing yards and 67 rushing yards. The game marked the first time the Louisville has been held without a touchdown since a 20-3 loss to Pittsburgh in 2010.

Louisiana Native Ed Orgeron Named LSU's 33rd Head Football coach

Ed Orgeron led the Tigers to a 5-2 record as interim coach in 2016 and was named LSU's permanent head football coach following the regular season finale against Texas A&M. When Orgeron took over mid season, he wasted little time in getting the attention of the Tigers as he instilled energy and enthusiasm into the program. The offense saw a complete turnaround and averaged 32 points and 464.9 total yards per contest during the eight-game span.

Tracking the Tigers

WEEK	AP	COACHES	CFP
Preseason	5	6	--
Week 2	21	22	--
Week 3	20	22	--
Week 4	18	17	--
Week 5	NR	NR	--
Week 6	NR	NR	--
Week 7	NR	25	--
Week 8	25	23	--
Week 9	19	19	--
Week 10	15	14	13
Week 11	19	19	24
Week 12	16	14	16
Week 13	25	RV	21
Week 14	19	20	20
Final	13	14	20

2016 SEC Standings

Eastern Division

Team	SEC	Pct.	Overall
Florida	6-2	.750	9-4
Tennessee	4-4	.500	9-4
Georgia	4-4	.500	8-5
Vanderbilt	4-4	.500	7-6
Kentucky	3-5	.375	6-7
Missouri	3-5	.375	6-7
South Carolina	2-6	.250	4-8

Western Division

Team	SEC	Pct.	Overall
Alabama	8-0	1.000	14-1
Auburn	5-3	.625	8-5
LSU	5-3	.625	8-4
Texas A&M	4-4	.500	8-5
Arkansas	3-5	.375	7-6
Mississippi State	3-5	.375	6-7
Ole Miss	2-6	.250	5-7

2016 Honors

Jamal Adams • 33 • S

- All-SEC First Team (AP)
- All-SEC Second Team (Coaches)
- First-Team All-American (Pro Football Focus, CBS Sports)
- Second-Team All-American (AP, AFCA)

Ed Alexander • 95 • NT

- 2016 SEC All-Freshman Team (Coaches)

Kendell Beckwith • 52 • LB

- All-SEC First Team (Coaches)
- All-SEC Second Team (AP)
- Second-team All-American (Sporting News, Walter Camp, FWAA, AFCA)
- Third-Team All-American (AP)

Josh Boutte • 76 • OL

- All-SEC Second Team (AP)

William Clapp • 64 • OL

- All-SEC First Team (Coaches)

Danny Etling • 16 • QB

- SEC Community Service Team

Leonard Fournette • 7 • RB

- All-SEC Second Team (AP, Coaches)

Josh Growden • 38 • P

- All-SEC Freshman Team (Coaches)

Derrius Guice • 5 • RB

- All-SEC First Team (Coaches, AP)
- All-SEC Second Team (Coaches, All-Purpose)

Arden Key • 49 • LB/DE

- All-SEC First Team (AP)
- All-SEC Second Team (Coaches)

Ethan Pocic • 77 • C

- All-SEC First Team (AP, Coaches)
- First-Team All-American (FWAA)
- Second-Team All-American (Sporting News, Walter Camp,
- Third-Team All-American (AP)

Devin White • 24 • LB

- All-SEC Freshman Team (Coaches)

Tre'Davious White • 18 • CB

- Thorpe Award Finalist
- All-SEC First Team (AP, Coaches)
- First-Team All-American (Walter Camp, AFCA)
- Second-Team All-American (Pro Football Focus, Sporting News, FWAA)

2016 LSU Football Results

Overall Record: 8-4 • SEC Record: 5-3
AP Ranking: 13 • USA Today Coaches Poll Ranking: 14

DATE	OPPONENT	W-L/SCORE	ATTENDANCE
Sept. 3	vs Wisconsin (Lambeau Field) [ABC]	L, 16-14	77,823
Sept. 10	Jacksonville State [ESPNU]	W, 34-13	98,389
Sept. 17	Mississippi State * [ESPN2] [GG]	W, 23-20	99,910
Sept. 24	at Auburn * [ESPN]	L, 18-13	87,451
Oct. 1	Missouri * [SECN] [HC]	W, 42-7	102,071
Oct. 15	Southern Miss [SECN]	W, 45-10	102,164
Oct. 22	#23 Ole Miss * [ESPN]	W, 38-21	101,720
Nov. 5	#1 Alabama * [CBS]	L, 10-0	102,321
Nov. 12	at #25 Arkansas * [ESPN]	W, 38-10	75,156
Nov. 19	#21 Florida * [SECN] #	L, 16-10	102,043
Nov. 24	at #22 Texas A&M * [ESPN]	W, 54-39	102,961
Buffalo Wild Wings Citrus Bowl • Orlando, Fla.			
Dec. 31	vs. #13 Louisville [ABC]	W, 29-9	46,063

* - Denotes SEC Game | GG - Gold Game | HC - Homecoming | OT - Overtime
- Game moved to Baton Rouge due to hurricane; Game originally scheduled for Oct. 8

Team Statistics

	LSU	OPP
SCORING	340	189
Points Per Game	28.3	15.8
Points Off Turnovers	66	23
FIRST DOWNS	235	192
Rushing	120	77
Passing	100	100
Penalty	15	15
RUSHING YARDAGE	2796	1407
Yards gained rushing	3035	1743
Yards lost rushing	239	336
Rushing Attempts	459	429
Average Per Rush	6.1	3.3
Average Per Game	233.0	117.2
TDs Rushing	30	7
PASSING YARDAGE	2281	2366
Comp-Att-Int	174-298-7	194-364-9
Average Per Pass	7.7	6.5
Average Per Catch	13.1	12.2
Average Per Game	190.1	197.2
TDs Passing	12	9
TOTAL OFFENSE	5077	3773
Total Plays	757	793
Average Per Play	6.7	4.8
Average Per Game	423.1	314.4
KICK RETURNS: #-Yards	24-459	49-919
PUNT RETURNS: #-Yards	24-186	11-38
INT RETURNS: #-Yards	9-80	7-46
KICK RETURN AVERAGE	19.1	18.8
PUNT RETURN AVERAGE	7.8	3.5
INT RETURN AVERAGE	8.9	6.6
FUMBLES-LOST	15-10	16-8
PENALTIES-Yards	58-492	64-502
Average Per Game	41.0	41.8
PUNTS-Yards	57-2357	73-3248
Average Per Punt	41.4	44.5
Net punt average	39.6	41.1
KICKOFFS-Yards	67-4107	50-3101
Average Per Kick	61.3	62.0
Net kick average	42.4	39.8
TIME OF POSSESSION/Game	31:08	28:52
3RD-DOWN Conversions	66/152	61/189
3rd-Down Pct	43%	32%
4TH-DOWN Conversions	1/8	10/19
4th-Down Pct	12%	53%
SACKS BY-Yards	36-244	19-112
MISC YARDS	0	0
TOUCHDOWNS SCORED	44	16
FIELD GOALS-ATTEMPTS	11-15	25-26
ON-SIDE KICKS	0-0	1-3
RED-ZONE SCORES	(33-40) 82%	(27-33) 82%
RED-ZONE TOUCHDOWNS	(25-40) 63%	(8-33) 24%
PAT-ATTEMPTS	(41-43) 95%	(12-12) 100%
ATTENDANCE	708618	265568
Games/Avg Per Game	7/101231	3/88523
Neutral Site Games		2/61943

Score by Quarters

	1st	2nd	3rd	4th	OT	Total
LSU	66	107	103	64	0	340
Opponents	30	52	33	74	0	189

Individual Statistics

RUSHING	GP	ATT	GAIN	LOSS	NET	AVG	TD	LONG	AVG/G
Derrius Guice	12	183	1428	41	1387	7.6	15	96	115.6
Leonard Fournette	7	129	873	30	843	6.5	8	78	120.4
Darrel Williams	11	52	243	10	233	4.5	3	22	21.2
Nick Brossette	12	15	146	1	145	9.7	0	60	12.1
D.J. Chark	12	12	144	22	122	10.2	2	35	10.2
Danny Etling	11	41	150	104	46	1.1	1	18	4.2
J.D. Moore	12	7	20	3	17	2.4	0	7	1.4
Bry'Kiethon Mouton	4	5	15	0	15	3.0	1	7	3.8
Lanard Fournette	3	5	13	0	13	2.6	0	5	4.3
Justin McMillan	1	1	3	0	3	3.0	0	3	3.0
Travin Dural	11	1	0	2	-2	-2.0	0	0	-0.2
Brandon Harris	4	4	0	15	-15	-3.8	0	0	-3.8
TEAM	12	4	0	11	-11	-2.8	0	0	-1.4
Total	12	459	3035	239	2796	6.1	30	96	233.0
Opponents	12	429	1743	336	1407	3.3	7	35	117.2

PASSING	GP	EFFC	CMP-ATT-INT	PCT	YARDS	TD	LONG	AVG/G
Danny Etling	11	135.55	160-269-5	59.5	2123	11	80	193.0
Brandon Harris	4	95.90	13-25-2	52.0	139	1	31	34.8
Malachi Dupre	12	0.00	0-1-0	0.0	0	0	0	0.0
Justin McMillan	1	259.60	1-1-0	100.0	19	0	19	19.0
Josh Growden	12	0.00	0-1-0	0.0	0	0	0	0.0
Leonard Fournette	7	0.00	0-1-0	0.0	0	0	0	0.0
Total	12	131.28	174-298-7	58.4	2281	12	80	190.1
Opponents	12	111.11	194-364-9	53.3	2366	9	98	197.2

RECEIVING	GP	NO.	YARDS	AVG	TD	LONG	AVG/G
Malachi Dupre	12	41	593	14.5	3	63	49.4
Travin Dural	11	28	280	10.0	1	21	25.5
D.J. Chark	12	26	466	17.9	3	80	38.8
Leonard Fournette	7	15	146	9.7	0	38	20.9
Colin Jeter	12	11	157	14.3	1	32	13.1
DeSean Smith	12	10	184	18.4	1	46	15.3
J.D. Moore	12	10	58	5.8	0	10	4.8
Derrius Guice	12	9	106	11.8	1	29	8.8
Foster Moreau	11	6	79	13.2	1	31	7.2
Russell Gage	11	5	62	12.4	1	24	5.6
Darrel Williams	11	5	37	7.4	0	12	3.4
Dee Anderson	11	4	73	18.2	0	42	6.6
Jazz Ferguson	7	2	17	8.5	0	10	2.4
Drake Davis	6	1	19	19.0	0	19	3.2
Bry'Kiethon Mouton	4	1	4	4.0	0	4	1.0
Total	12	174	2281	13.1	12	80	190.1
Opponents	12	194	2366	12.2	9	98	197.2

PUNT RETURNS	NO.	YARDS	AVG	TD	LONG
Tre'Davious White	24	186	7.8	1	60
Total	24	186	7.8	1	60
Opponents	11	38	3.5	0	10

INTERCEPTIONS	NO.	YARDS	AVG	TD	LONG
Donte Jackson	2	40	20.0	0	40
Tre'Davious White	2	21	10.5	1	21
Donnie Alexander	1	14	14.0	0	14
Duke Riley	1	3	3.0	0	3
Rickey Jefferson	1	0	0.0	0	0
Jamal Adams	1	0	0.0	0	0
Dwayne Thomas	1	2	2.0	0	2
Total	9	80	8.9	1	40
Opponents	7	46	6.6	0	43

KICK RETURNS	NO.	YARDS	AVG	TD	LONG
Derrius Guice	11	223	20.3	0	50
Donte Jackson	7	164	23.4	0	40
Nick Brossette	3	57	19.0	0	22
Foster Moreau	2	11	5.5	0	6
Drake Davis	1	4	4.0	0	4
Total	24	459	19.1	0	50
Opponents	49	919	18.8	0	66

FUMBLE RETURNS	NO.	YARDS	AVG	TD	LONG
Jamal Adams	1	4	4.0	0	4
Tre'Davious White	1	6	6.0	0	6
Total	2	10	5.0	0	6
Opponents	1	9	9.0	0	9

SCORING	TD	FGs	PATs		RUSH	RCV	PASS	DXP	SAF	POINTS
			KICK							
Derrius Guice	16	0-0	0-0	0-0	0	0-0	0	0	0	96
Colby Delahoussaye	0	11-15	40-42	0-0	0	0-0	0	0	0	73
Leonard Fournette	8	0-0	0-0	0-0	0	0-0	0	0	0	48
D.J. Chark	5	0-0	0-0	0-0	0	0-0	0	0	0	30
Darrel Williams	3	0-0	0-0	0-0	0	0-0	0	0	0	18
Malachi Dupre	3	0-0	0-0	0-0	0	0-0	0	0	0	18
Tre'Davious White	2	0-0	0-0	0-0	0	0-0	0	0	0	12
Foster Moreau	1	0-0	0-0	0-0	0	0-0	0	0	0	6
Danny Etling	1	0-0	0-0	0-0	0	0-1	0	0	0	6
DeSean Smith	1	0-0	0-0	0-0	0	0-0	0	0	0	6
Russell Gage	1	0-0	0-0	0-0	0	0-0	0	0	0	6
Travin Dural	1	0-0	0-0	0-0	0	0-0	0	0	0	6
Bry'Kiethon Mouton	1	0-0	0-0	0-0	0	0-0	0	0	0	6
Colin Jeter	1	0-0	0-0	0-0	0	0-0	0	0	0	6
Jack Gonsoulin	0	0-0	1-1	0-0	0	0-0	0	0	0	1
TEAM	0	0-0	0-0	0-0	0	0-0	0	0	1	2
Total	44	11-15	41-43	0-0	0	0-1	0	1	340	
Opponents	16	25-26	12-12	2-2	1	1-2	0	0	189	

TOTAL OFFENSE	GP	PLAYS	RUSH	PASS	TOTAL	AVG/G
Danny Etling	11	310	46	2123	2169	197.2
Derrius Guice	12	183	1387	0	1387	115.6
Leonard Fournette	7	130	843	0	843	120.4
Darrel Williams	11	52	233	0	233	21.2
Nick Brossette	12	15	145	0	145	12.1
Brandon Harris	4	29	-15	139	124	31.0
D.J. Chark	12	12	122	0	122	10.2
Justin McMillan	1	2	3	19	22	22.0
J.D. Moore	12	7	17	0	17	1.4
Bry'Kiethon Mouton	4	5	15	0	15	3.8
Lanard Fournette	3	5	13	0	13	4.3
Travin Dural	11	1	-2	0	-2	-0.2
TEAM	12	4	-11	0	-11	-1.4
Total	12	757	2796	2281	5077	423.1
Opponents	12	793	1407	2366	3773	314.4

FIELD GOALS	MADE-ATT	PCT	01-19	20-29	30-39	40-49	50-99	LONG	BLKD
Colby Delahoussaye	11-15	73.3	1-1	6-6	2-3	2-4	0-1	44	1

FG SEQUENCE	LSU	OPPONENTS
Wisconsin	-	(30),(48),(47)
Jacksonville St.	-	(30),(33)
Mississippi State	(27)	(41),(37)
Auburn	51,(29),(25)	(51),(29),(29),(31),(37),(29)
Missouri	47	-
USM	(38)	(37)
Ole Miss	(44)	(46),(22)
Alabama	49	42,(25)
Arkansas	(19)	(24)
Florida	(22)	(36),(26),(34)
Texas A&M	(23),(32)	(49)
Louisville	39,(42),(25)	(24),(47),(30)

Numbers in parentheses indicate field goal was made.

PUNTING	NO.	YARDS	AVG	LONG	TB	FC	I20	50+	BLKD
Josh Growden	57	2357	41.4	68	3	26	22	10	0
Total	57	2357	41.4	68	3	26	22	10	0
Opponents	73	3248	44.5	66	3	24	28	22	0

KICKOFFS	NO.	YARDS	AVG	TB	OB	RETN	NET	YDLN
Cameron Gamble	63	3857	61.2	14	3			
Jack Gonsoulin	4	250	62.5	0	0			
Total	67	4107	61.3	14	3	919	42.4	22
Opponents	50	3101	62.0	26	0	459	39.8	25

ALL PURPOSE	GP	RUSH	RCV	PR	KR	IR	TOTAL	AVG/G
Derrius Guice	12	1387	106	0	223	0	1716	143.0
Leonard Fournette	7	843	146	0	0	0	989	141.3
Malachi Dupre	12	0	593	0	0	0	593	49.4
D.J. Chark	12	122	466	0	0	0	588	49.0
Travin Dural	11	-2	280	0	0	0	278	25.3
Darrel Williams	11	233	37	0	0	0	270	24.5
Tre'Davious White	12	0	0	186	0	21	207	17.2
Donte Jackson	12	0	0	0	164	40	204	17.0
Nick Brossette	12	145	0	0	57	0	202	16.8
DeSean Smith	12	0	184	0	0	0	184	15.3
Colin Jeter	12	0	157	0	0	0	157	13.1
Foster Moreau	11	0	79	0	11	0	90	8.2
J.D. Moore	12	17	58	0	0	0	75	6.2
Dee Anderson	11	0	73	0	0	0	73	6.6
Russell Gage	11	0	62	0	0	0	62	5.6
Danny Etling	11	46	0	0	0	0	46	4.2
Drake Davis	6	0	19	0	4	0	23	3.8
Bry'Kiethon Mouton	4	15	4	0	0	0	19	4.8
Jazz Ferguson	7	0	17	0	0	0	17	2.4
Donnie Alexander	12	0	0	0	0	14	14	1.2
Lanard Fournette	3	13	0	0	0	0	13	4.3
Justin McMillan	1	3	0	0	0	0	3	3.0
Duke Riley	12	0	0	0	0	3	3	0.2
Brandon Harris	4	-15	0	0	0	0	-15	-3.8
Dwayne Thomas	12	0	0	0	0	2	2	0.2
TEAM	12	-11	0	0	0	0	-11	-1.4
Total	12	2796	2281	186	459	80	5802	483.5
Opponents	12	1407	2366	38	919	46	4776	398.0

2016 Final Stats - Defense

		-----TACKLES-----				SACKS	PASS DEFENSE				- FUMBLES -		BLKD	
	GP-GS	SOLO	AST	TOTAL	TFL-YDS	NO-YDS	INT-YDS	BU	PD	QBH	RCV-YDS	FF	KICK	SAF
40 Duke Riley	12-12	40	53	93	9.0-29	1.5-14	1-3	1	2	3	1-0	.	.	.
52 Kendell Beckwith	10-10	33	58	91	6.0-12	1.0-5	.	4	4	1	1-0	.	.	.
33 Jamal Adams	12-12	42	34	76	7.5-27	1.0-6	1-0	4	5	1	1-4	1	.	.
57 Davon Godchaux	12-12	24	38	62	8.5-37	6.5-33	.	1	1	3	2-0	.	.	.
92 Lewis Neal	12-12	11	49	60	5.5-19	3.5-16	.	1	1	4
49 Arden Key	11-11	23	32	55	14.5-97	12.0-85	.	3	3	11	1-0	2	.	.
48 Donnie Alexander	12-2	14	31	45	0.5-1	.	1-14	1	2	2
13 Dwayne Thomas	12-3	20	22	42	7.0-26	1.0-10	1-2	7	8	5
26 John Battle	12-7	21	18	39	.	.	.	4	4
1 Donte Jackson	12-11	32	7	39	.	.	2-40	8	10	.	.	1	.	.
18 Tre'Davious White	12-12	19	16	35	4.0-14	0.5-3	2-21	14	16	.	1-6	.	.	.
99 Greg Gilmore	12-12	5	29	34	1.0-7	1.0-7	.	1	1	1
24 Devin White	12-0	15	15	30	3.0-21	1.0-19	1-0	1	.	.
46 Tashawn Bower	12-4	12	11	23	5.5-31	4.0-29	.	1	1	5	.	1	.	.
9 Ricky Jefferson	5-5	11	11	22	.	.	1-0	1	2
2 Kevin Toliver	7-5	12	9	21	.	.	.	1	1
97 Frank Herron	10-0	6	14	20	2.0-7	1.0-5	1	.	.
95 Ed Alexander	11-0	6	7	13	0.5-1
45 Michael Divinity	9-0	7	6	13	1.0-6
21 Ed Paris	12-2	4	6	10	.	.	.	1	1
55 Travonte Valentine	5-0	4	6	10	0.5-1
17 Xavier Lewis	11-0	3	5	8
4 Nick Brossette	12-0	1	6	7
51 Jonathan Rucker	12-0	1	6	7
39 Russell Gage	11-4	2	4	6
35 Devin Voorhies	12-0	2	4	6
90 Rashard Lawrence	9-0	2	4	6	1.0-5	1.0-5
8 Saivion Smith	10-0	1	3	4	.	.	.	2	2
5 Derrius Guice	12-6	.	4	4
25 Drake Davis	6-0	2	1	3
28 Darrel Williams	11-2	.	2	2
87 Sci Martin 5-0	.	2	2
22 Kristian Fulton	3-0	1	1	2
27 Lanard Fournette	3-0	.	1	1
7 Leonard Fournette	7-6	1	.	1
47 Bry'Kiethon Mouton	4-0	1	.	1
3E Jack Gonsoulin	2-0	1	.	1
4A Abraham Wallace	7-0	1	.	1
19 Derrick Dillon	8-0	1	.	1
44 J.D. Moore 12-3	.	1	1
98 Deondre Clark	6-0	1	.	.	.
TMTEAM	12	1
Total	12	382	516	898	77-341	36-244	9-80	55	64	37	8-10	8	.	1
Opponents	12	336	556	892	70-230	19-112	7-46	32	39	29	10-9	10	3	.

2016 Final Stats - Individual

REVIEW

Tackles (UT-AT-TOT)	vs WISC	JSU	MSU	at AU	MO	USM	OM	AL	at ARK	UF	at A&M	vs UL	TOTALS
Duke Riley	3-4-7	0-5-5	2-1-3	8-5-13	2-3-5	4-7-11	6-9-15	4-5-9	3-2-5	1-7-8	3-1-4	4-4-8	40-53-93
Kendell Beckwith	3-4-7	3-7-10	2-5-7	7-5-12	3-6-9	3-12-15	5-4-9	5-11-16	2-3-5	0-1-1	DNP	DNP	33-58-91
Jamal Adams	3-2-5	1-2-3	4-5-9	9-4-13	2-2-4	4-7-11	2-3-5	3-3-6	4-0-4	2-3-5	3-2-5	5-1-6	42-34-76
Davon Godchaux	4-5-9	0-2-2	0-6-6	3-0-3	1-2-3	0-2-2	3-6-9	1-6-7	2-3-5	2-4-6	5-1-6	3-1-4	24-38-62
Lewis Neal	1-1-2	1-6-7	2-6-8	1-1-2	1-3-4	1-5-6	0-4-4	0-11-11	1-2-3	0-4-4	3-1-4	0-5-5	11-49-60
Arden Key	3-3-6	1-2-3	2-3-5	3-4-7	1-2-3	1-4-5	2-3-5	2-3-5	1-2-3	3-5-8	DNP	5-1-6	24-32-56
Donnie Alexander	0-0-0	2-6-8	0-4-4	2-1-3	1-3-4	1-3-4	0-2-2	1-0-1	0-2-2	1-7-8	4-1-5	2-2-4	14-31-45
Dwayne Thomas	2-0-2	0-1-1	1-0-1	0-4-4	2-3-5	3-4-7	1-1-2	3-6-9	5-0-5	2-2-4	0-0-0	1-1-2	20-22-42
John Battle	0-0-0	3-1-4	1-1-2	1-1-2	0-0-0	1-3-4	3-1-4	1-3-4	3-2-5	3-5-8	1-0-1	4-1-5	21-18-39
Donte Jackson	3-0-3	4-0-4	0-0-0	3-1-4	1-1-2	2-1-3	3-3-6	6-1-7	5-0-5	1-0-1	4-0-4	0-0-0	32-7-39
Tre'Davious White	1-3-4	0-1-1	2-2-4	1-1-2	2-1-3	0-5-5	3-1-4	2-1-3	0-0-0	1-1-2	3-0-3	4-0-4	19-16-35
Greg Gilmore	0-3-3	1-3-4	0-1-1	2-2-4	0-4-4	0-6-6	0-4-4	0-1-1	1-1-2	0-2-2	1-1-2	0-1-1	5-29-34
Devin White	0-0-0	0-0-0	1-1-2	0-0-0	0-4-4	2-4-6	2-0-2	2-1-3	2-2-4	0-0-0	3-1-4	3-2-5	15-15-30
Tashawn Bower	2-3-5	0-0-0	0-0-0	0-1-1	1-0-1	1-1-2	1-2-3	0-0-0	2-0-2	0-2-2	2-1-3	3-1-4	12-11-23
Rickey Jefferson	4-1-5	4-4-8	2-1-3	0-2-2	1-3-4	DNP	DNP	DNP	DNP	DNP	DNP	DNP	11-11-22
Kevin Toliver	1-2-3	3-1-4	4-2-6	DNP	1-2-3	0-1-1	3-1-4	0-0-0	DNP	DNP	DNP	DNP	12-9-21
Frank Herron	DNP	0-2-2	1-2-3	2-1-3	0-0-0	1-1-2	0-0-0	1-4-5	1-1-2	0-1-1	0-2-2	0-0-0	6-14-20
Ed Alexander	DNP	0-1-1	0-0-0	2-0-2	0-1-1	1-1-2	1-1-2	0-1-1	0-0-0	0-2-2	1-0-1	1-0-1	6-7-13
Michael Divinity	3-1-4	0-1-1	0-2-2	4-2-6	DNP	DNP	0-0-0	DNP	0-0-0	0-0-0	0-0-0	0-0-0	7-6-13
Ed Paris	DNP	0-1-1	1-0-1	1-2-3	0-1-1	1-0-1	0-1-1	0-0-0	0-0-0	1-1-2	0-0-0	0-0-0	4-6-10
Travonte Valentine	1-2-3	1-2-3	1-2-3	0-0-0	1-0-1	DNP	DNP	DNP	DNP	DNP	DNP	DNP	4-6-10
Xavier Lewis	0-0-0	2-1-3	0-0-0	0-0-0	0-0-0	1-2-3	DNP	0-0-0	0-1-1	0-0-0	0-1-1	0-0-0	3-5-8
Saivion Smith	DNP	0-1-1	0-0-0	0-0-0	DNP	0-0-0	0-0-0	0-0-0	0-2-2	0-0-0	1-0-1	0-0-0	1-3-4
Sci Martin	DNP	0-2-2	DNP	0-0-0	DNP	0-0-0	DNP	DNP	0-0-0	DNP	0-0-0	DNP	0-2-2

TFL-YARDS	vs WISC	JSU	MSU	at AU	MO	USM	OM	AL	at ARK	UF	at A&M	vs UL	TOTALS
Kendell Beckwith	1.5-2	1.0-5	1.0-3	-	-	2.0-2	-	0.5-0	-	-	-	-	6.0-12
Arden Key	2.0-8	1.0-6	2.5-18	1.5-14	0.5-4	-	1.5-6	0.5-2	1.0-7	2.0-16	-	2.0-16	14.5-97
Tashawn Bower	0.5-0	-	-	-	-	1.5-8	0.5-1	-	-	-	-	3.0-22	5.5-31
Michael Divinity	1.0-6	-	-	-	-	-	-	-	-	-	-	-	1.0-6
Donnie Alexander	-	0.5-1	-	-	-	-	-	-	-	-	-	-	0.5-1
Lewis Neal	-	1.5-4	2.0-8	-	-	1.0-6	-	1.0-1	-	-	-	-	5.5-19
Duke Riley	-	1.0-0	-	1.5-8	-	1.0-3	1.5-2	2.0-5	1.0-9	-	1.0-2	-	9.0-29
Jamal Adams	-	-	0.5-2	-	-	1.5-6	0.5-1	1.0-2	1.0-6	-	2.0-7	1.0-3	7.5-27
Davon Godchaux	-	-	1.0-3	1.0-8	1.0-7	-	1.5-1	0.5-1	0.5-3	1.0-3	1.0-9	1.0-2	8.5-37
Tre'Davious White	-	-	0.5-3	-	-	-	1.0-3	1.5-7	-	-	1.0-1	-	4.0-14
Travonte Valentine	-	-	0.5-1	-	-	-	-	-	-	-	-	-	0.5-1
Greg Gilmore	-	-	-	-	0.5-4	-	-	-	0.5-3	-	-	-	1.0-7
Dwayne Thomas	-	-	-	-	-	0.5-2	0.5-1	3.0-9	-	2.0-11	-	1.0-3	7.0-26
Devin White	-	-	-	-	-	1.0-1	-	1.0-1	-	-	-	1.0-19	3.0-21
Ed Alexander	-	-	-	-	-	0.5-1	-	-	-	-	-	-	0.5-1
Frank Herron	-	-	-	-	-	1.0-2	-	1.0-5	-	-	-	-	2.0-7
Rashard Lawrence	-	-	-	-	-	-	-	-	-	-	-	1.0-5	1.0-5

SACKS-YARDS	vs WISC	JSU	MSU	at AU	MO	USM	OM	AL	at ARK	UF	at A&M	vs UL	TOTALS
Arden Key	2.0-8	1.0-6	2.0-17	1.5-14	0.5-4	-	1.0-4	-	1.0-7	1.0-9	-	2.0-16	12.0-85
Kendell Beckwith	-	1.0-5	-	-	-	-	-	-	-	-	-	-	1.0-5
Lewis Neal	-	1.0-3	1.5-7	-	-	1.0-6	-	-	-	-	-	-	3.5-16
Davon Godchaux	-	-	1.0-3	1.0-8	1.0-7	-	1.0-1	-	0.5-3	-	1.0-9	1.0-2	6.5-33
Tre'Davious White	-	-	0.5-3	-	-	-	-	-	-	-	-	-	0.5-3
Duke Riley	-	-	-	0.5-5	-	-	-	-	1.0-9	-	-	-	1.5-14
Greg Gilmore	-	-	-	-	0.5-4	-	-	-	0.5-3	-	-	-	1.0-7
Tashawn Bower	-	-	-	-	-	1.0-7	-	-	-	-	-	3.0-22	4.0-29
Frank Herron	-	-	-	-	-	-	-	1.0-5	-	-	-	-	1.0-5
Dwayne Thomas	-	-	-	-	-	-	-	-	-	1.0-10	-	-	1.0-10
Jamal Adams	-	-	-	-	-	-	-	-	-	-	1.0-6	-	1.0-6
Devin White	-	-	-	-	-	-	-	-	-	-	-	1.0-19	1.0-19
Rashard Lawrence	-	-	-	-	-	-	-	-	-	-	-	1.0-5	1.0-5



2016 Final Stats - Individual

Passing

Danny Etling	ATT	CMP	INT	YDS	TD	LNG
vs Wisconsin	DNP					
Jacksonville State	14	6	1	100	1	46
Mississippi State	30	19	0	215	1	37
at Auburn	27	15	0	118	1	32
Missouri	30	19	0	216	0	41
Southern Miss	18	11	1	276	3	80
Ole Miss	28	19	1	204	1	40
Alabama	24	11	1	92	0	41
at Arkansas	16	10	0	157	0	48
Florida	25	14	0	204	0	33
at Texas A&M	28	20	0	324	2	42
vs Louisville	29	16	1	217	2	39
TOTALS	269	160	5	2123	11	80

Brandon Harris	ATT	CMP	INT	YDS	TD	LNG
vs Wisconsin	21	12	2	131	1	31
Jacksonville State	4	1	0	8	0	8
at Auburn	0	0	0	0	0	-
Missouri	0	0	0	0	0	-
TOTALS	25	13	2	139	1	31

Justin McMillan	ATT	CMP	INT	YDS	TD	LNG
Jacksonville State	1	1	0	19	0	19
TOTALS	1	1	0	19	0	19

Rushing

Leonard Fournette	ATT	GAIN	LOSS	NET	TD	LNG
vs Wisconsin	23	138	0	138	0	30
Jacksonville State	DNP					
Mississippi State	28	149	2	147	2	25
at Auburn	16	109	8	101	0	35
Missouri	DNP					
Southern Miss	DNP					
Ole Miss	16	287	3	284	3	78
Alabama	17	44	9	35	0	9
at Arkansas	17	103	5	98	3	17
Florida	12	43	3	40	0	11
at Texas A&M	DNP					
vs Louisville	DNP					
TOTALS	129	873	30	843	8	78

Derrius Guice	ATT	GAIN	LOSS	NET	TD	LNG
vs Wisconsin	2	3	0	3	0	3
Jacksonville State	19	161	6	155	1	44
Mississippi State	5	19	0	19	0	7
at Auburn	3	62	0	62	0	52
Missouri	17	163	0	163	3	42
Southern Miss	16	162	0	162	2	61
Ole Miss	16	67	10	57	1	13
Alabama	2	8	0	8	0	5
at Arkansas	21	254	2	252	2	96
Florida	19	89	6	83	1	20
at Texas A&M	37	292	7	285	4	45
vs Louisville	26	148	10	138	1	70
TOTALS	183	1428	41	1387	15	96

Darrel Williams	ATT	GAIN	LOSS	NET	TD	LNG
vs Wisconsin	DNP					
Jacksonville State	3	27	3	24	0	22
Mississippi State	0	0	0	0	0	-
at Auburn	1	0	1	-1	0	-
Missouri	21	131	1	130	3	20
Southern Miss	6	14	4	10	0	4
Ole Miss	0	0	0	0	0	-
Alabama	0	0	0	0	0	-
at Arkansas	2	6	0	6	0	5
Florida	3	14	0	14	0	9
at Texas A&M	4	13	0	13	0	7
vs Louisville	12	38	1	37	0	14
TOTALS	52	243	10	233	3	22

D.J. Chark	ATT	GN	LS	NET	TD	LNG
vs Wisconsin	0	0	0	0	0	-
Jacksonville State	0	0	0	0	0	-
Mississippi State	2	0	-8	-8	0	-
at Auburn	1	35	0	35	0	35
Missouri	2	26	0	26	0	18
Southern Miss	1	19	0	19	1	19
Ole Miss	1	0	14	-14	0	-
Alabama	0	0	0	0	0	-
at Arkansas	1	6	0	6	0	6
Florida	3	51	0	51	0	29
at Texas A&M	1	7	0	7	1	7
TOTALS	12	144	22	122	2	35

Danny Etling	ATT	GN	LS	NET	TD	LNG
vs Wisconsin	DNP					
Jacksonville State	3	12	6	6	1	10
Mississippi State	3	23	0	23	0	12
at Auburn	11	43	20	23	0	18
Missouri	3	19	1	18	0	14
Southern Miss	1	0	8	-8	0	-
Ole Miss	2	0	15	-15	0	-
Alabama	6	7	22	-15	0	7
at Arkansas	3	4	6	-2	0	3
Florida	4	25	9	16	0	13
at Texas A&M	2	0	2	-2	0	-
vs Louisville	3	17	15	2	0	10
TOTALS	41	150	104	46	1	18

Brandon Harris	ATT	GN	LS	NET	TD	LNG
vs Wisconsin	4	0	15	-15	0	-
Jacksonville State	0	0	0	0	0	-
at Auburn	0	0	0	0	0	-
Missouri	0	0	0	0	0	-
TOTALS	4	0	15	-15	0	-

Nick Brossette	ATT	GN	LS	NET	TD	LNG
Jacksonville State	5	40	0	40	0	18
Missouri	5	73	0	73	0	60
at Arkansas	5	33	1	32	0	16
TOTALS	15	146	1	145	0	60

Bry'Kiethon Mouton	ATT	GN	LS	NET	TD	LNG
Jacksonville State	4	15	0	15	1	7
at Arkansas	1	0	0	0	0	-
TOTALS	5	15	0	15	1	7

Justin McMillan	ATT	GN	LS	NET	TD	LNG
Jacksonville State	1	3	0	3	0	3
TOTALS	1	3	0	3	0	3

Lanard Fournette	ATT	GN	LS	NET	TD	LNG
Jacksonville State	2	1	0	1	0	1
Missouri	3	12	0	12	0	5
TOTALS	5	13	0	13	0	5

J.D. Moore	ATT	GN	LS	NET	TD	LNG
Alabama	2	5	0	5	0	4
Florida	4	15	0	15	0	7
at Texas A&M	1	0	3	-3	0	-
TOTALS	7	20	3	17	0	7

Travin Dural	ATT	GN	LS	NET	TD	LNG
at Arkansas	1	0	2	-2	0	-
TOTALS	1	0	2	-2	0	-

Receiving

Malachi Dupre	REC	YDS	TD	LNG
vs Wisconsin	3	24	0	12
Jacksonville State	0	0	0	-
Mississippi State	4	54	0	17
at Auburn	4	21	0	10
Missouri	4	37	0	14
Southern Miss	3	100	2	63
Ole Miss	5	52	0	18
Alabama	3	17	0	11
at Arkansas	2	60	0	48
Florida	2	39	0	33
at Texas A&M	4	50	1	20
vs Louisville	7	139	0	36
TOTALS	41	593	3	63

Travin Dural	REC	YDS	TD	LNG
vs Wisconsin	5	50	1	15
Jacksonville State	1	5	0	5
Mississippi State	4	40	0	16
at Auburn	4	47	0	16
Missouri	4	34	0	12
Southern Miss	2	22	0	13
Ole Miss	4	48	0	21
Alabama	1	3	0	3
at Arkansas	3	31	0	15
Florida	0	0	0	-
at Texas A&M	DNP			
vs Louisville	0	0	0	-
TOTALS	28	280	1	21

D.J. Chark	REC	YDS	TD	LNG
vs Wisconsin	0	0	0	-
Jacksonville State	1	12	0	12
Mississippi State	3	52	1	37
at Auburn	3	11	0	8
Missouri	3	58	0	41
Southern Miss	3	91	1	80
Ole Miss	3	45	1	40
Alabama	3	45	0	41
at Arkansas	0	0	0	-
Florida	2	46	0	30
at Texas A&M	3	59	0	39
vs Louisville	2	47	0	39
TOTALS	26	466	3	80

Leonard Fournette	REC	YDS	TD	LNG
vs Wisconsin	3	38	0	31
Jacksonville State	DNP			
Mississippi State	4	27	0	16
at Auburn	2	4	0	2
Missouri	DNP			
Southern Miss	DNP			
Ole Miss	3	25	0	22
Alabama	1	8	0	8
at Arkansas	2	44	0	38
Florida	0	0	0	-
at Texas A&M	DNP			
vs Louisville	DNP			
TOTALS	15	146	0	38

DeSean Smith	REC	YDS	TD	LNG
vs Wisconsin	1	19	0	19
Jacksonville State	1	46	1	46
Southern Miss	2	56	0	31
Florida	2	24	0	17
at Texas A&M	3	33	0	12
vs Louisville	1	6	0	6
TOTALS	10	184	1	46

Derrius Guice	REC	YDS	TD	LNG
Jacksonville State	1	18	0	18
Mississippi State	1	15	0	15
Missouri	1	21	0	21
Southern Miss	1	7	0	7
Ole Miss	1	5	0	5
Florida	1	29	0	29
vs Louisville	3	11	1	12
TOTALS	9	106	1	29

Darrel Williams	REC	YDS	TD	LNG
Jacksonville State	3	27	0	12
Ole Miss	1	8	0	8
Florida	1	2	0	2
TOTALS	5	37	0	12

J.D. Moore	REC	YDS	TD	LNG
Mississippi State	2	9	0	8
Missouri	1	9	0	9
Alabama	1	1	0	1
at Arkansas	2	12	0	6
Florida	1	6	0	6
at Texas A&M	1	8	0	8
vs Louisville	2	13	0	10
TOTALS	10	58	0	10

Foster Moreau	REC	YDS	TD	LNG
Mississippi State	1	18	0	18
at Auburn	1	3	1	3
Missouri	2	18	0	11
Florida	1	9	0	9
at Texas A&M	1	31	0	31
TOTALS	6	79	1	31

Colin Jeter	REC	YDS	TD	LNG
at Auburn	1	32	0	32
Missouri	1	18	0	18
Ole Miss	2	21	0	15
Alabama	2	18	0	13
at Arkansas	1	10	0	10
Florida	2	35	0	18
at Texas A&M	1	22	0	22
vs Louisville	1	1	1	1
TOTALS	11	157	1	32

Drake Davis	REC	YDS	TD	LNG
Jacksonville State	1	19	0	19
TOTALS	1	19	0	19

Jazz Ferguson	REC	YDS	TD	LNG
Missouri	2	17	0	10
TOTALS	2	17	0	10

Bry'Keithon Mouton	REC	YDS	TD	LNG
Missouri	1	4	0	4
TOTALS	1	4	0	4

Dee Anderson	REC	YDS	TD	LNG
Missouri	2	17	0	10
at Texas A&M	2	59	0	42
TOTALS	4	73	0	42

Russell Gage	REC	YDS	TD	LNG
at Texas A&M	5	62	1	24
TOTALS	5	62	1	24

Offensive Line

Ethan Pocic	SNAPS	KNOCKDOWNS
vs Wisconsin	50	9
Jacksonville State	49	5
Mississippi State	72	9
at Auburn	63	7
Missouri	80	5
Southern Miss	40	7
Ole Miss	63	0
Alabama	51	3
at Arkansas	65	11
Florida	70	10
at Texas A&M	77	14
vs Louisville	72	14
TOTALS	752	106

Will Clapp	SNAPS	KNOCKDOWNS
vs Wisconsin	51	2
Jacksonville State	49	5
Mississippi State	71	8
at Auburn	63	6
Missouri	33	1
Southern Miss	DNP	
Ole Miss	55	5
Alabama	51	4
at Arkansas	56	4
Florida	70	8
at Texas A&M	77	4
vs Louisville	72	11
TOTALS	648	58

K.J. Malone	SNAPS	KNOCKDOWNS
vs Wisconsin	48	4
Jacksonville State	48	4
Mississippi State	57	7
at Auburn	62	5
Missouri	75	5
Southern Miss	35	3
Ole Miss	63	8
Alabama	38	0
at Arkansas	55	6
Florida	59	4
at Texas A&M	52	5
vs Louisville	54	5
TOTALS	646	56

Josh Boutte	SNAPS	KNOCKDOWNS
vs Wisconsin	50	5
Jacksonville State	DNP	
Mississippi State	55	6
at Auburn	38	2
Missouri	74	6
Southern Miss	40	7
Ole Miss	63	0
Alabama	51	4
at Arkansas	47	7
Florida	70	6
at Texas A&M	77	9
vs Louisville	69	7
TOTALS	634	73

Maea Teuhema	SNAPS	KNOCKDOWNS
vs Wisconsin	14	1
Jacksonville State	50	3
Mississippi State	54	5
at Auburn	63	3
Missouri	82	2
Southern Miss	32	2
Ole Miss	63	8
Alabama	25	1
at Arkansas	28	4
Florida	36	5
at Texas A&M	49	4
vs Louisville	46	6
TOTALS	542	44

Toby Weathersby	SNAPS	KNOCKDOWNS
vs Wisconsin	38	3
Jacksonville State	49	6
Mississippi State	27	3
at Auburn	DNP	
Missouri	DNP	

Southern Miss	DNP	
Ole Miss	DNP	
Alabama	39	0
at Arkansas	46	5
Florida	45	5
at Texas A&M	54	5
vs Louisville	43	3
TOTALS	341	30

Garrett Brumfield	SNAPS	KNOCKDOWNS
vs Wisconsin	0	0
Jacksonville State	10	2
Mississippi State	11	0
at Auburn	25	1
Missouri	49	1
Southern Miss	13	0
Ole Miss	8	0
Alabama	0	0
at Arkansas	31	2
Florida	0	0
at Texas A&M	0	0
vs Louisville	3	0
TOTALS	150	6

Chidi Okeke	SNAPS	KNOCKDOWNS
vs Wisconsin	0	0
Jacksonville State	9	2
Mississippi State	0	0
at Auburn	0	0
Missouri	7	0
Southern Miss	7	0
Ole Miss	0	0
Alabama	0	0
at Arkansas	5	0
Florida	0	0
at Texas A&M	0	0
vs Louisville	0	0
TOTALS	28	2

Andy Dodd	SNAPS	KNOCKDOWNS
Jacksonville State	9	1
Mississippi State	15	1
at Auburn	1	0
Missouri	3	1
Southern Miss	42	2
at Arkansas	5	0
TOTALS	28	5

Donavaughn Campbell	SNAPS	KNOCKDOWNS
Jacksonville State	9	2
Missouri	7	1
Southern Miss	1	0
at Arkansas	5	0
TOTALS	22	3

Adrian Magee	SNAPS	KNOCKDOWNS
Jacksonville State	9	4
at Arkansas	5	0
TOTALS	14	4

2016 Final Stats - Superlatives

LSU Superlatives

HIGHS

Points Scored	54 at Texas A&M (11/24)
Total Yards	634 vs. Missouri (10/01)
Rushing Yards	418 vs. Missouri (10/01)
Rushing Attempts	52 vs. Missouri (10/01)
Rushing TDs	6 vs. Missouri (10/01)
Passing Yards	324 at Texas A&M (11/24)
Passes Completed	20 at Texas A&M (11/24)
Passes Attempted	30 vs. Mississippi State (09/17) & vs. Missouri (10/01)
Passing TDs	3 vs. Southern Miss (10/15)
Passes Intercepted	2 vs. Wisconsin (09/03) & Ole Miss (10/22)
First Downs	30 vs. Missouri (10/01)
Penalties	7 vs. Mississippi State (09/17)
Penalty Yards	57 vs. Mississippi State (09/17)
Sacks	8 vs. Louisville (12/31)

LOWS

Points Scored	0 vs. Alabama (11/05)
Total Yards	125 vs. Alabama (11/05)
Rushing Yards	33 vs. Alabama (11/05)
Rushing Attempts	24 vs. Southern Miss (10/15)
Rushing TDs	0 vs. Wisconsin (9/3) at Auburn (9/24) vs. Alabama (11/5)
Passing Yards	92 vs. Alabama (11/05)
Passes Completed	8 vs. Jacksonville State (09/10)
Passes Attempted	16 at Arkansas (11/12)
Passing TDs	0 vs. Missouri (10/01), Alabama (11/05) at Arkansas (11/12)
Passes Intercepted	0 against multiple teams
First Downs	6 vs. Alabama (11/05)
Penalties	2 vs. Florida (11/19)
Penalty Yards	20 vs. Alabama (11/05) & Florida (11/19)
Sacks	1 vs. Alabama (11/05)

INDIVIDUAL

All-Purpose Yds	309 by Leonard Fournette vs. Ole Miss (10/22)
Rushing Yards	285 by Derrius Guice at Texas A&M (11/24)
Rushing Carries	37 by Derrius Guice at Texas A&M (11/24)
Rushing TDs	4 by Derrius Guice at Texas A&M (11/24)
Longest Rush	96 yards (TD) by Derrius Guice vs. Arkansas (11/12)
Passing Yards	324 by Danny Etling at Texas A&M (11/24)
Pass Completions	20 by Danny Etling at Texas A&M (11/24)
Passing Attempts	30 by Danny Etling vs. Miss. State (09/17) & Missouri (10/01)
Passes Intercepted	2 by Brandon Harris vs. Wisconsin (09/03)
Passing TDs	3 by Danny Etling vs. Southern Miss (10/15)
Longest Pass	80 yards (TD) by Danny Etling vs. Southern Miss (10/15)
Receiving Yards	139 by Malachi Dupre vs. Louisville (12/31)
Receptions	7 by Malachi Dupre vs. Louisville (12/31)
Receiving TDs	2 by Malachi Dupre vs. Southern Miss (10/15)
Longest Reception	80 yards (TD) by D.J. Chark vs. Southern Miss (10/15)
FGs Made	2 by Colby Delahoussaye at Texas A&M (11/24) & vs. Louisville (12/31)
FGs Attempted	3 by Colby Delahoussaye vs. Louisville (12/31)
Longest FG Made	44 yards by Colby Delahoussaye vs. Ole Miss (10/22)
PATs	6 by Colby Delahoussaye vs. Missouri (10/1) & at Texas A&M (11/24)
Punts	8 by Josh Growden vs. Alabama (11/05)
Punts Average	58.0 by Josh Growden vs. Southern Miss (10/15)
Longest Punt	68 yards by Josh Growden vs. Southern Miss (10/15)
Punt Return Yds	59 by Tre'Davious White vs. Jacksonville State (09/10)
Longest Punt Return	60 yards (TD) by Tre'Davious White vs. JSU (09/10)
KO Return Yards	81 by Derrius Guice vs. Louisville (12/31)
Longest KO Return	50 by Derrius Guice vs. Louisville (12/31)
Total Tackles	16 by Kendell Beckwith vs. Alabama (11/05)
Tackles for Loss	3 by Tashawn Bower vs. Louisville (12/31)
Sacks	3 by Tashawn Bower vs. Louisville (12/31)
Interceptions	1 by multiple players against multiple teams
Int. Return Yards	40 by Donte' Jackson vs. Jacksonville State (09/10)

Opponent Superlatives

HIGHS

Points Scored	39 by Texas A&M (11/24)
Total Yards	472 by Texas A&M (11/24)
Rushing Yards	216 by Alabama (11/05)
Rushing Attempts	51 by Alabama (11/05)
Rushing TDs	2 by Texas A&M (11/24)
Passing Yards	284 by Texas A&M (11/24)
Passes Completed	25 by Southern Miss (10/15)
Passes Attempted	38 by Texas A&M (11/24)
Passing TDs	3 by Texas A&M (11/24)
Passes Intercepted	2 by Wisconsin (09/03)
First Downs	19 by Ole Miss (10/22) & Texas A&M (11/24)
Penalties	8 by Louisville (12/31)
Penalty Yards	61 by Jacksonville State (09/10)
Sacks	5 by Alabama (11/05)

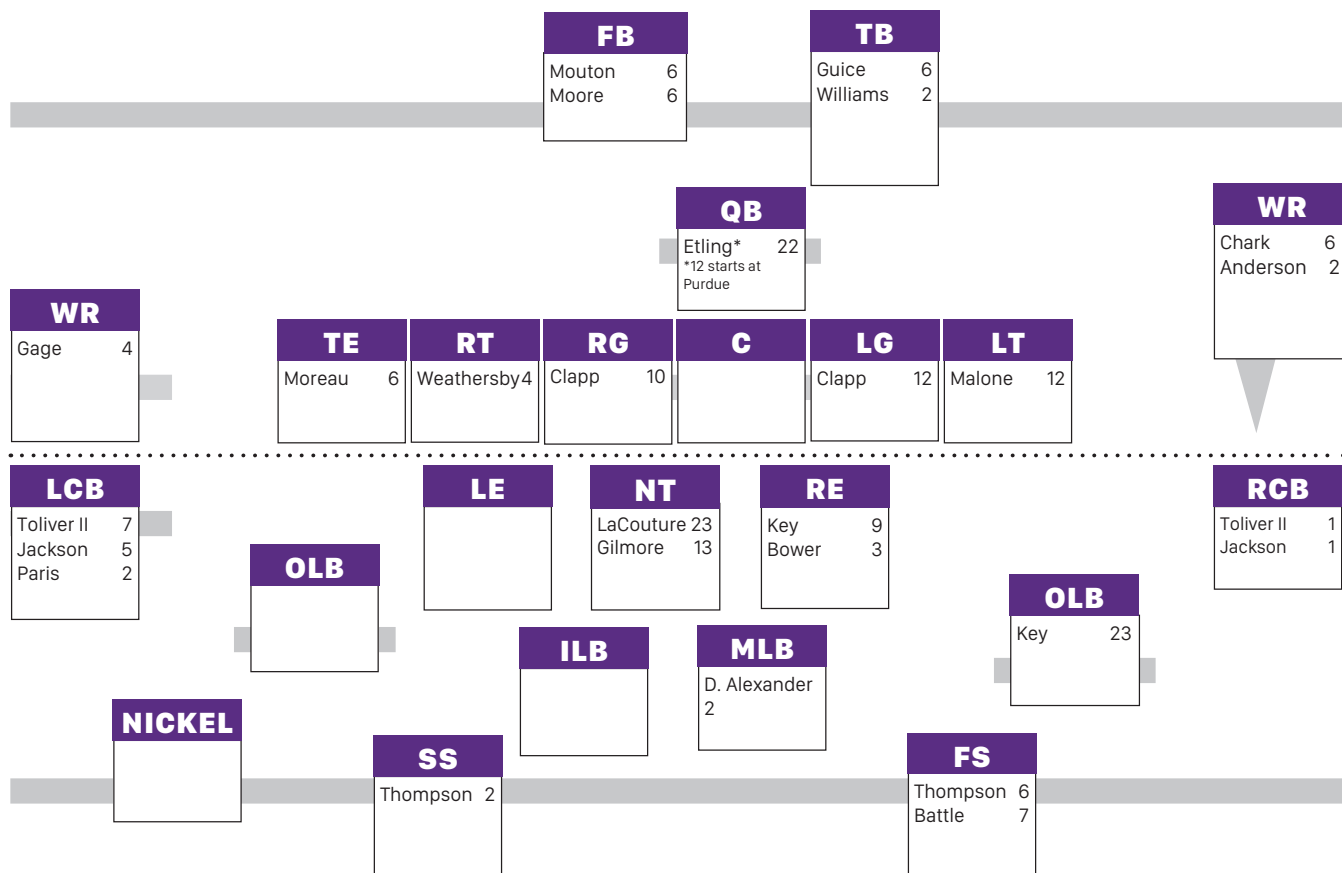
LOWS

Points Scored	7 by Missouri (10/01)
Total Yards	220 by Louisville (12/31)
Rushing Yards	56 by Mississippi State (09/17)
Rushing Attempts	22 by Missouri (10/01)
Rushing TDs	0 by multiple teams
Passing Yards	107 by Alabama (11/05)
Passes Completed	7 by Florida (11/19)
Passes Attempted	17 by Florida (11/19)
Passing TDs	0 by multiple teams
Passes Intercepted	0 by Mississippi State (09/17), Auburn (09/24) & Arkansas (11/12)
First Downs	11 by Louisville (12/31)
Penalties	1 by Florida (11/19)
Penalty Yards	5 by Florida (11/19)
Sacks	0 by Mississippi State (09/17) & Texas A&M (11/24)

INDIVIDUAL

All-Purpose Yds	227 by Christian Kirk for Texas A&M (11/24)
Rushing Yards	114 by Jalen Hurts for Alabama (11/05)
Rushing Carries	26 by Lamar Jackson for Louisville (12/31)
Rushing TDs	1 by multiple players for multiple teams
Longest Rush	35 by Eli Jenkins for Jacksonville State (09/10)
Passing Yards	248 by Eli Jenkins for Jacksonville State (09/10)
Pass Completions	25 by Nick Mullens for Southern Miss (10/15)
Passing Attempts	37 by Drew Lock for Missouri (10/01)
Passes Intercepted	2 by multiple players for multiple teams
Passing TDs	3 by Trevor Knight for Texas A&M (11/24)
Longest Pass	98 yards (TD) by Austin Appleby for Florida (11/19)
Receiving Yards	126 by Tyrie Cleveland for Florida (11/19)
Receptions	8 by Christian Kirk for Texas A&M (11/24)
Receiving TDs	2 by Christian Kirk for Texas A&M (11/24)
Longest Reception	98 yards (TD) by Tyrie Cleveland for Florida (11/19)
FGs Made	6 by Daniel Carlson for Auburn (09/24)
FGs Attempted	6 by Daniel Carlson for Auburn (09/24)
Longest FG Made	51 yards by Daniel Carlson for Auburn (09/24)
PATs	2 by Graves for MSU (9/17) & LaCamera for A&M (11/24)
Punts	8 by Fatony for Missouri (10/1), Gleeson for Ole Miss (10/22) & King for Louisville (12/31)
Punts Average	52.2 by J. Townsend for Florida (11/19)
Longest Punt	66 yards by JK Scott for Alabama (11/05)
Punt Return Yds	16 by Carlos Davis for Ole Miss (10/22)
Longest Punt Return	10 yards by Jared Cornelius for Arkansas (11/12)
KO Return Yards	124 by Carlos Davis for Ole Miss (10/22)
Longest KO Return	66 yards by Christian Kirk for Texas A&M (11/24)
Total Tackles	14 by Thomas Wilson for Missouri (10/01)
Tackles for Loss	2.5 by Temario Strong for Ole Miss (10/22)
Sacks	2 by Carl Lawson for Auburn (09/24)
Interceptions	1 by multiple players for multiple teams
Int. Return Yards	43 by Derrick Tindal for Wisconsin (09/03)

Career Starts for 2017 Players



2016 Offensive Game-by-Game Starters

GAME	X	Z	LT	LG	C	RG	RT	TE	FB	TB	QB
vs Wisconsin	Dupre	Dural	Malone	Clapp	Pocic	Boutte	Weathersby	Jeter	J.D. Moore	Fournette	Harris
Jacksonville State	Dupre	Dural	Malone	Clapp	Pocic	Teuhema	Weathersby	Smith	Williams (RB)	Guice	Harris
Mississippi State	Dupre	Dural	Malone	Clapp	Pocic	Boutte	Weathersby	Jeter	Chark (WR)	Fournette	Etling
at Auburn	Anderson	J. Ferguson	Malone	Clapp	Pocic	Boutte	Teuhema	Jeter	Moreau (TE)	Fournette	Etling
Missouri	Dupre	Dural	Malone	Clapp	Pocic	Boutte	Teuhema	Chark (WR)	Gage (WR)	Guice	Etling
Southern Miss	Dupre	Dural	Malone	Teuhema	Dodd	Boutte	Pocic	Chark (WR)	Gage (WR)	Williams	Etling
Ole Miss	Dupre	Gage	Malone	Clapp	Pocic	Boutte	Teuhema	Jeter	Guice (2 RBs)	Fournette	Etling
Alabama	Dupre	Dural	Malone	Clapp	Pocic	Boutte	Teuhema	Smith	Chark (WR)	Fournette	Etling
at Arkansas	Chark	Dural	Malone	Clapp	Pocic	Boutte	Teuhema	Jeter	Moreau (TE)	Fournette	Etling
Florida	Dupre	Dural	Malone	Clapp	Pocic	Boutte	Teuhema	Jeter	J.D. Moore	Guice	Etling
Texas A&M	Chark	Gage	Malone	Clapp	Pocic	Boutte	Teuhema	Jeter	Moreau (TE)	Guice	Etling
vs Louisville	Dupre	Anderson	Malone	Clapp	Pocic	Boutte	Teuhema	Jeter	Moore	Guice	Etling

2016 Defensive Game-by-Game Starters

GAME	LE	NT	RE	OLB	ILB	MLB	OLB	LCB	RCB	SS	FS
Wisconsin	Neal	Gilmore	Godchaux	Key	Riley	Beckwith	Bower	Toliver II	White	Adams	Jefferson
Jacksonville State	Neal	Gilmore	Godchaux	Key	Riley	Beckwith	White (Nickel)	Toliver II	Jackson	Adams	Jefferson
Mississippi State	Neal	Gilmore	Godchaux	Key	Riley	Beckwith	White (Nickel)	Toliver II	Jackson	Adams	Jefferson
at Auburn	Neal	Gilmore	Godchaux	Key	Riley	Beckwith	White (Nickel)	Paris	Jackson	Adams	Jefferson
Missouri	Neal	Gilmore	Godchaux	Key	Riley	Beckwith	White (Nickel)	Toliver II	Jackson	Adams	Jefferson
Southern Miss	Neal	Gilmore	Godchaux	Key	Riley	Beckwith	White (Nickel)	Paris	Jackson	Adams	Battle
Ole Miss	Neal	Gilmore	Godchaux	Key	Riley	Beckwith	White (Nickel)	Toliver II	Jackson	Adams	Battle
Alabama	Neal	Gilmore	Godchaux	Key	Riley	Beckwith	Thomas (Nickel)	Jackson	White	Adams	Battle
at Arkansas	Neal	Gilmore	Godchaux	Key	Riley	Beckwith	Bower	Jackson	White	Adams	Battle
Florida	Neal	Gilmore	Godchaux	Key	Riley	Beckwith	Bower	Jackson	White	Adams	Battle
Texas A&M	Neal	Gilmore	Godchaux	Bower	Riley	Alexander	Thomas (Nickel)	Jackson	White	Adams	Battle
vs Louisville	Neal	Gilmore	Godchaux	Key	Riley	Alexander	Thomas (Nickel)	Jackson	White	Adams	Battle

#5 LSU

14

Wisconsin

16

September 3, 2016
Lambeau Field
Green Bay, Wisc.
77,823

LSU



LSU

RUSHING

	Att.	Gain	Lost	Net	TD	Long
Leonard Fournette	23	138	0	138	0	30
Derrius Guice	2	3	0	3	0	3
Brandon Harris	4	0	15	-15	0	0

PASSING

	Att.	Comp	Int	Yds	TD	Long	Sacks
Brandon Harris	21	12	2	131	1	31	2

RECEIVING

	No.	Yds.	TD	Long
Travin Dural	5	50	1	15
Leonard Fournette	3	38	0	31
Malachi Dupre	3	24	0	12
DeSean Smith	1	19	0	19

PUNTING

	No.	Yds.	Avg.	Long	I20
Josh Growden	7	227	32.4	41	2

ALL RETURNS

	Punts			Kickoffs			Interceptions		
	No.	Yds.	Lg.	No.	Yds.	Lg.	No.	Yds.	Lg.
Rickey Jefferson	0	0	0	0	0	0	1	0	0
Tre'Davious White	1	3	3	0	0	0	1	21	21
Foster Moreau	0	0	0	1	5	5	0	0	0

Wisconsin

RUSHING

	Att.	Gain	Lost	Net	TD	Long
Corey Clement	21	87	1	86	1	12
D. Ogunbowale	9	44	0	44	0	14
Austin Ramesh	2	10	0	10	0	7
Taiwan Deal	1	2	0	2	0	2
A.J. Taylor	1	0	1	-1	0	0
Bart Houston	5	13	14	-1	0	9
TEAM	3	0	6	-6	0	0

PASSING

	Att.	Comp	Int.	Yds.	TD	Long	Sacks
Bart Houston	31	19	2	205	0	27	2

RECEIVING

	No.	Yds.	TD	Long
Troy Fumagalli	7	100	0	27
R. Wheelwright	4	60	0	21
George Rushing	2	18	0	11
Jazz Peavy	2	11	0	7
Austin Ramesh	1	11	0	11
Eric Steffes	1	2	0	2
Alec Ingold	1	2	0	2
D. Ogunbowale	1	1	0	1

PUNTING

	No.	Yds.	Avg.	Long	I20
P.J. Rosowski	4	163	40.8	51	2

FIELD GOALS

	Att.	Made	Long	Kicks
Rafael Gaglianowe	3	3	48	Made: 30, 48, 47

ALL RETURNS

	Punts			Kickoffs			Interceptions		
	No.	Yds.	Lg.	No.	Yds.	Lg.	No.	Yds.	Lg.
D'Cota Dixon	0	0	0	0	0	0	1	0	0
Derrick Tindal	0	0	0	0	0	0	1	43	43
N. Jamerson	0	0	0	2	34	17	0	0	0

Wisconsin Kicks Late Field Goal to Break LSU Streak

LSU rallied from a 13-point deficit at Lambeau Field before Wisconsin placekicker Rafael Gaglianone made a 47-yard field goal that proved to be the game winner, as LSU lost its season opener for the first time since 2002. LSU (0-1) scored twice in a 67-second span of the third quarter to take a lead, and after falling behind again, the Tigers had a first down at the Wisconsin (1-0) 30-yard line with a minute to play. However, quarterback Brandon Harris was intercepted at the Badgers 25. Cornerback Tre'Davious White had a 21-yard interception for touchdown and then recovered a fumble three plays later to setup a 10-yard touchdown reception by Travin Dural from Harris. Harris finished 12-of-21 passing for 131 yards with a touchdown and two interceptions. Dural caught five passes for 50 yards. Running back Leonard Fournette had 23 rushes for 138 yards and added three catches for 38 yards. Gaglianone made field goals of 30 and 48 yards to give Wisconsin a 6-0 halftime lead. Fifth-year senior quarterback Bart Houston was 19-of-31 passing for 205 yards with two interceptions. Running back Corey Clement led the Badgers with 86 yards on 21 carries, while tight end Tony Fumagalli caught seven passes for 100 yards and a touchdown. LSU was outgained 339-257, as Wisconsin had a 36:57-23:03 advantage in time of possession.

		1	2	3	4	F
LSU		0	0	14	0	14
WISCONSIN		0	6	7	3	16
WIS	2Q	4:13	Gaglianone 30 yd FG			
WIS	2Q	0:54	Gaglianone 48 yd FG			
WIS	3Q	10:55	Clemente 5 yd run (Gaglianone kick)			
LSU	3Q	5:28	White 31 yd INT return (Delahoussaye kick)			
LSU	3Q	4:21	Dural 10 yd pass from Harris (Delahoussaye kick)			
WIS	4Q	3:47	Gaglianone 47 yd FG			

	LSU	Wisconsin
FIRST DOWNS	14	21
Rushing	5	8
Passing	8	11
Penalty	1	2
NET YARDS RUSHING	126	134
Rushing Attempts	29	42
Average Per Rush	4.3	3.2
Rushing Touchdowns	0	1
Yards Gained Rushing	141	156
Yards Lost Rushing	15	22
NET YARDS PASSING	131	205
Completions-Attempts-Int	12-21-2	19-31-2
Average Per Attempt	6.2	6.6
Average Per Completion	10.9	10.8
Passing Touchdowns	1	0
TOTAL OFFENSE YARDS	257	339
Total offense plays	50	73
Average Gain Per Play	5.1	4.6
Fumbles: Number-Lost	2-1	1-1
Penalties: Number-Yards	5-57	5-55
PUNTS-YARDS	7-227	4-163
Average Yards Per Punt	32.4	40.8
Net Yards Per Punt	32.4	40.0
Inside 20	2	2
50+ Yards	0	1
Touchbacks	0	0
Fair catch	2	0
KICKOFFS-YARDS	3-183	5-302
Average Yards Per Kickoff	61.0	60.4
Net Yards Per Kickoff	49.7	41.0
Touchbacks	0	3
Punt returns: Number-Yards-TD	1-3-0	0-0-0
Average Per Return	3.0	0.0
Kickoff returns: Number-Yds-TD	2-22-0	2-34-0
Average Per Return	11.0	17.0
Interceptions: Number-Yds-TD	2-21-1	2-43-0
Fumble Returns: Number-Yds-TD	1-6-0	0-0-0
Possession Time	23:03	36:57
Third-Down Conversions	2 of 10	3 of 15
Fourth-Down Conversions	0 of 1	0 of 1
Red-Zone Scores-Chances	1-1	2-3
Touchdowns	1-1	1-3
Field goals	0-1	1-3
Sacks By: Number-Yards	2-8	2-10
PAT Kicks	2-2	1-1
Field Goals	0-0	3-3
Points off turnovers	14	3

Jacksonville State 13
#21 LSU 34

September 10, 2016
Tiger Stadium
Baton Rouge, La.
98,389

LSU



Jacksonville State

RUSHING	Att.	Gain	Lost	Net	TD	Long
Eli Jenkins	18	97	15	82	0	35
Roc Thomas	10	31	1	30	0	10
Josh Clemons	5	10	0	10	0	4
TEAM	1	0	2	-2	0	0

PASSING	Att.	Comp	Int	Yds	TD	Long	Sacks
Eli Jenkins	35	17	1	248	1	76	3

RECEIVING	No.	Yds.	TD	Long
Kevin Spears	3	57	0	42
Anthony Johnson	3	29	0	19
Jamari Hester	3	29	0	13
Shaq Davidson	2	14	0	9
Krenwic Sanders	1	76	1	76
Josh Clemons	1	12	0	12
Demontez Terry	1	10	0	10
Roc Thomas	1	8	0	8
Jonathan Curry	1	7	0	7
Gavin Golsan	1	6	0	6

PUNTING	No.	Yds.	Avg.	Long	I20
Dean Kelly	5	196	39.2	46	1
Eli Jenkins	1	15	15.0	15	0

FIELD GOALS	Att.	Made	Long	Kicks
Cade Stinnett	2	2	33	Made: 30, 33

ALL RETURNS	Punts			Kickoffs			Interceptions		
	No.	Yds.	Lg.	No.	Yds.	Lg.	No.	Yds.	Lg.
Reggie Hall	0	0	0	1	12	12	1	0	0
Lawon Debardeleben	1	5	5	4	52	20	0	0	0

LSU

RUSHING	Att.	Gain	Lost	Net	TD	Long
Derrius Guice	19	161	6	155	1	44
Nick Brossette	5	40	0	40	0	18
Darrel Williams	3	27	3	24	0	22
Bry'Kiethon Mouton	4	15	0	15	1	7
Danny Etling	3	12	6	6	1	10
Justin McMillan	1	3	0	3	0	3
Lanard Fournette	2	1	0	1	0	1

PASSING	Att.	Comp	Int.	Yds.	TD	Long	Sacks
Danny Etling	14	6	1	100	1	46	1
Brandon Harris	4	1	0	8	0	8	0
Justin McMillan	1	1	0	19	0	19	0

RECEIVING	No.	Yds.	TD	Long
Darrel Williams	3	27	0	12
DeSean Smith	1	46	1	46
Drake Davis	1	19	0	19
Derrius Guice	1	18	0	18
DJ Chark	1	12	0	12
Travin Dural	1	5	0	5

PUNTING	No.	Yds.	Avg.	Long	I20
Josh Growden	4	163	40.8	46	1

ALL RETURNS	Punts			Kickoffs			Interceptions		
	No.	Yds.	Lg.	No.	Yds.	Lg.	No.	Yds.	Lg.
Drake Davis	0	0	0	1	4	4	0	0	0
Tre'Davious White	3	59	60	0	0	0	0	0	0
Foster Moreau	0	0	0	1	6	6	0	0	0
Donte Jackson	0	0	0	1	40	40	1	40	40
Nick Brossette	0	0	0	1	14	14	0	0	0
Kamryn Pettway	0	0	0	1	8	8	0	0	0
Kerryon Johnson	0	0	0	3	98	40	0	0	0

Etling Leads Football Past Gamecocks, 34-13

Quarterback Danny Etling led the LSU football team to three-straight touchdowns and Tre'Davious White added a highlight-reel punt return, as No. 21 LSU used a 27-point second quarter to defeat FCS powerhouse Jacksonville State, 34-13, in Tiger Stadium. Etling, a junior transfer, energized the Tigers with a 46-yard touchdown pass to tight end DeSean Smith early the second quarter to give LSU a 6-3 lead. With Leonard Fournette unavailable due to injury, running back Derrius Guice carried 19 times for 155 yards including a 4-yard touchdown run in the second quarter. LSU added two more touchdowns in 47 seconds just before the half - a 2-yard dive by fullback Bry'Kiethon Mouton and a 60-yard punt return by White - and the Tigers took a 27-10 lead into the lockerroom. While Etling sparked the Tigers offense, the highlight of the game belonged to White. The senior fielded a punt at his 40-yard line, evaded tacklers and retreated all the way to the LSU 19 before turning up field and out-running everyone for a touchdown with 20 seconds left in the half. Etling finished 6-of-14 passing for 100 yards with one passing touchdown and a 2-yard bootleg score in the third quarter. He entered in the second quarter for Brandon Harris, who struggled to a 1-for-4 start. LSU amassed 244 rushing yards on 37 carries. Kendell Beckwith posted a team-leading 10 tackles followed by Rickey Jefferson with eight stops and Donnie Alexander, who also set a career mark with eight tackles.

Jacksonville St.	1	2	3	4	F
LSU	0	10	0	3	13
	0	27	7	0	34
JSU 2nd	14:56	Stinnett 30 yd field goal			
LSU 2nd	12:21	D. Smith 46 yd pass from Etling (Delahoussaye kick blk)			
LSU 2nd	04:14	Guice 4 yd run (Delahoussaye kick)			
JSU 2nd	03:55	Sanders 76 yd pass from Jenkins (Stinnett kick)			
LSU 2nd	01:07	Mouton 2 yd run (Delahoussaye kick)			
LSU 2nd	00:20	White 60 yd punt return (Delahoussaye kick)			
LSU 3rd	03:00	Etling 2 yd run (Delahoussaye kick)			
JSU 4th	04:27	Stinnett 33 yd field goal			

	JSU	LSU
FIRST DOWNS	17	18
Rushing	8	11
Passing	9	6
Penalty	0	1
NET YARDS RUSHING	120	244
Rushing Attempts	34	37
Average Per Rush	3.5	6.6
Rushing Touchdowns	0	3
Yards Gained Rushing	138	259
Yards Lost Rushing	18	15
NET YARDS PASSING	248	127
Completions-Attempts-Int	17-35-1	8-19-1
Average Per Attempt	7.1	6.7
Average Per Completion	14.6	15.9
Passing Touchdowns	1	1
TOTAL OFFENSE YARDS	368	371
Total offense plays	69	56
Average Gain Per Play	5.3	6.6
Fumbles: Number-Lost	0-0	1-1
Penalties: Number-Yards	7-61	5-35
PUNTS-YARDS	6-211	4-163
Average Yards Per Punt	35.2	40.8
Net Yards Per Punt	25.3	39.5
Inside 20	1	1
50+ Yards	0	0
Touchbacks	0	0
Fair catch	0	3
KICKOFFS-YARDS	4-185	6-362
Average Yards Per Kickoff	46.2	60.3
Net Yards Per Kickoff	30.2	45.5
Touchbacks	0	1
Punt returns: Number-Yards-TD	1-5-0	3-59-1
Average Per Return	5.0	19.7
Kickoff returns: Number-Yds-TD	5-64-0	4-64-0
Average Per Return	12.8	16.0
Interceptions: Number-Yds-TD	1-0-0	1-40-0
Fumble Returns: Number-Yds-TD	0-0-0	0-0-0
Possession Time	33:12	26:48
Third-Down Conversions	7 of 17	7 of 11
Fourth-Down Conversions	1 of 2	0 of 0
Red-Zone Scores-Chances	2-2	3-4
Touchdowns	0-2	3-4
Field goals	2-2	0-4
Sacks By: Number-Yards	1-6	3-14
PAT Kicks	1-1	4-5
Field Goals	2-2	0-0
Points off turnovers	0	7

Mississippi State 20
#20 LSU 23

September 17, 2016
Tiger Stadium
Baton Rouge, La.
99,910

LSU



Mississippi State

RUSHING	Att.	Gain	Lost	Net	TD	Long
Ashton Shumpert	6	34	0	34	0	9
B. Holloway	5	15	0	15	0	6
Nick Fitzgerald	13	34	21	13	0	15
Keith Mixon	1	4	0	4	0	4
Aeris Williams	2	4	0	4	0	2
TEAM	1	0	2	-2	0	0
Damian Williams	3	3	8	-5	1	2
Fred Ross	1	0	7	-7	0	0

PASSING	Att.	Comp	Int	Yds	TD	Long	Sacks
Nick Fitzgerald	24	12	0	120	0	32	4
Damian Williams	8	5	0	94	1	27	1
Fred Ross	0	0	0	0	0	0	1

RECEIVING	No.	Yds.	TD	Long
Fred Ross	6	89	1	27
Donald Gray	3	86	0	32
Brandon Holloway	2	14	0	11
Aeris Williams	2	11	0	6
Jordan Thomas	2	7	0	12
Gabe Myles	1	7	0	7
Keith Mixon	1	0	0	0

PUNTING	No.	Yds.	Avg.	Long	I20
Logan Cooke	7	271	38.7	55	5

FIELD GOALS	Att.	Made	Long	Kicks
Westin Graves	2	2	41	Made: 41, 37

ALL RETURNS	Punts			Kickoffs			Interceptions		
	No.	Yds.	Lg.	No.	Yds.	Lg.	No.	Yds.	Lg.
Fred Ross	1	1	1	0	0	0	0	0	0
B. Holloway	0	0	0	2	26	14	0	0	0
Malik Dear	0	0	0	1	14	14	0	0	0

LSU

RUSHING	Att.	Gain	Lost	Net	TD	Long
Leonard Fournette	28	149	2	147	2	25
Danny Etling	3	23	0	23	0	12
Derrius Guice	5	19	0	19	0	7
DJ Chark	2	0	8	-8	0	0
TEAM	1	0	4	-4	0	0

PASSING	Att.	Comp	Int.	Yds.	TD	Long	Sacks
Danny Etling	30	19	0	215	1	37	0
Malachi Dupre	1	0	0	0	0	0	0
Leonard Fournette	1	0	0	0	0	0	0

RECEIVING	No.	Yds.	TD	Long
Malachi Dupre	4	54	0	17
Travin Dural	4	40	0	16
L. Fournette	4	27	0	16
DJ Chark	3	52	1	37
J.D. Moore	2	9	0	8
Foster Moreau	1	18	0	18
Derrius Guice	1	15	0	15

PUNTING	No.	Yds.	Avg.	Long	I20
Josh Growden	5	246	49.2	65	1

FIELD GOALS	Att.	Made	Long	Kicks
Colby Delahoussaye	1	1	27	Made: 27

ALL RETURNS	Punts			Kickoffs			Interceptions		
	No.	Yds.	Lg.	No.	Yds.	Lg.	No.	Yds.	Lg.
Derrius Guice	0	0	0	4	87	29	0	0	0
Tre'Davious White	2	9	6	0	0	0	0	0	0

Gold-Clad LSU Holds Off State, 23-20

Leonard Fournette had 147 rushing yards and scored twice and first-time starting quarterback Danny Etling threw for 215 yards, as LSU built a 20-point lead before holding off a rally by Mississippi State, 23-20. LSU led 23-3 after dominating the first 30 minutes of play. The Tigers held a 282-80 advantage in total offense in the first half. Mississippi State used an onside kick recovery to score twice in 40 seconds late in the fourth quarter. However, LSU linebacker Arden Key came up with LSU's fifth sack of the night and forced a fumble to seal the victory. Etling completed 19-of-30 passes for 215 yards with a touchdown. He became the 13th-straight Tiger quarterback to win his first start in Tiger Stadium. Fournette ran 28 times for 17 yards with touchdown runs of 5 and 25 yards in the first half. LSU outgained Mississippi State, 392-270, while converting 7-of-16 third downs. The Bulldogs managed only 1-of-14 third-down conversions. On the ground, LSU outgained the Bulldogs, 177-56. LSU grabbed a 7-0 lead at the 9:28 mark of the first quarter when Etling hit wide receiver D.J. Chark on a 37-yard touchdown connection in the back of the north endzone. The aerial culminated a seven-play, 64-yard drive and marked Chark's first career TD reception. Fournette dashed 25 yards for a touchdown with 8:25 remaining in the second quarter to give the Tigers a 20-0 lead after Colby Delahoussaye's PAT attempt was blocked. Delahoussaye booted a 27-yard field goal in the second quarter to lift LSU to 23-3. The Bulldogs recovered an onside kick and needed only two plays to pull within a field goal in the fourth quarter. Damian Williams completed passes of 25 and seven yards to Fred Ross, who leaped into the endzone with 3:30 to play. The Tigers defense came to life on the final series, forcing Williams into consecutive incomplete passes before Key came up with a game-clinching sack on fourth down with 42 seconds to play.

Mississippi State	1	2	3	4	F
LSU	0	3	3	14	20
LSU	14	9	0	0	23
LSU	1st	9:28	Chark 37 yd pass from Etling (Delahoussaye kick)		
LSU	1st	0:35	Fournette 5 yd run (Delahoussaye kick)		
LSU	2nd	8:25	Fournette 25 yd run (Delahoussaye kick blocked)		
MSU	2nd	3:31	Graves 41 yd field goal		
LSU	2nd	0:07	Delahoussaye 27 yd field goal		
MSU	3rd	6:41	Graves 37 yd field goal		
MSU	4th	4:10	Williams 1 yd run (Graves kick)		
MSU	4th	3:30	Ross 7 yd pass from Williams(Graves kick)		

	MSU	LSU
FIRST DOWNS	14	22
Rushing	4	9
Passing	9	11
Penalty	1	2
NET YARDS RUSHING	56	177
Rushing Attempts	32	39
Average Per Rush	1.8	4.5
Rushing Touchdowns	1	2
Yards Gained Rushing	94	191
Yards Lost Rushing	38	14
NET YARDS PASSING	214	215
Completions-Attempts-Int	17-32-0	19-32-0
Average Per Attempt	6.7	6.7
Average Per Completion	12.6	11.3
Passing Touchdowns	1	1
TOTAL OFFENSE YARDS	270	392
Total offense plays	64	71
Average Gain Per Play	4.2	5.5
Fumbles: Number-Lost	2-1	2-1
Penalties: Number-Yards	5-35	7-56
PUNTS-YARDS	7-271	5-246
Average Yards Per Punt	38.7	49.2
Net Yards Per Punt	37.4	49.0
Inside 20	5	1
50+ Yards	1	2
Touchbacks	0	0
Fair catch	2	3
KICKOFFS-YARDS	4-253	5-306
Average Yards Per Kickoff	63.2	61.2
Net Yards Per Kickoff	41.5	48.2
Touchbacks	0	1
Punt returns: Number-Yards-TD	1-1-0	2-9-0
Average Per Return	1.0	4.5
Kickoff returns: Number-Yds-TD	3-40-0	4-87-0
Average Per Return	13.3	21.8
Interceptions: Number-Yds-TD	0-0-0	0-0-0
Fumble Returns: Number-Yds-TD	0-0-0	0-0-0
Possession Time	27:16	32:44
Third-Down Conversions	1 of 14	7 of 16
Fourth-Down Conversions	3 of 4	0 of 1
Red-Zone Scores-Chances	4-4	2-3
Touchdowns	2-4	1-3
Field goals	2-4	1-3
Sacks By: Number-Yards	0-0	6-37
PAT Kicks	2-2	2-3
Field Goals	2-2	1-1
Points off turnovers	0	0

#18 LSU 13
Auburn 18

September 24, 2016
Jordan-Hare Stadium
Auburn, Ala.
87,451



Winning TD Ruled Too Late at Auburn

Danny Etling's 15-yard game-winning touchdown pass to D.J. Chark was overturned by video review citing no time remaining on the clock, and LSU fell to Auburn, 18-13, on a steamy night at Jordan-Hare Stadium. On the previous play, LSU was flagged for an illegal shift after picking up a first down at the Auburn 2-yard line with 0:01 to play. With the clock starting on the official's whistle, Etling - who rolled out of the pocket and found Chark for a tip-toe grab in the back-right corner of the endzone - was ruled to have received the snap after time had expired. Auburn, which kicked six field goals in the contest, celebrated its first league win of the season by running the length of the field to its student section. Etling finished 15-of-27 passing for 118 yards with a touchdown. He was sacked three times and left the game for a play with cuts to his head and lip in the first half. Etling ran the ball 11 times for 23 yet yards including runs of 12 and 18 yards on the final drive. Running back Leonard Fournette had 16 carries for 101 net yards. Derrius Guice added 62 yards on three rushes, while Chark had an end-around for 35 yards. Auburn's Daniel Carlson made field goals of 51, 29, 29, 31, 37 and 29 yards were the only points the Tigers scored. Jamal Adams (13) Duke Riley (13) and Kendell Beckwith (12) all posted double-digit tackles in the game to mark the first time since the 2015 Western Kentucky game that three Tigers tallied double-digit stops in a single game.

LSU

RUSHING

	Att.	Gain	Lost	Net	TD	Long
Leonard Fournette	16	109	8	101	0	35
Derrius Guice	3	62	0	62	0	52
DJ Chark	1	35	0	35	0	35
Danny Etling	11	43	20	23	0	18
Darrel Williams	1	0	1	-1	0	0

PASSING

	Att.	Comp	Int	Yds	TD	Long	Sacks
Danny Etling	27	15	0	118	1	32	3

RECEIVING

	No.	Yds.	TD	Long
Travin Dural	4	47	0	16
Malachi Dupre	4	21	0	10
DJ Chark	3	11	0	8
Leonard Fournette	2	4	0	2
Colin Jeter	1	32	0	32
Foster Moreau	1	3	1	3

PUNTING

	No.	Yds.	Avg.	Long	I20
Josh Growden	5	185	37.0	45	2

FIELD GOALS

	Att.	Made	Long	Kicks
Colby Delahoussaye	3	2	29	Made: 29, 25; Missed: 51

ALL RETURNS

Punts			Kickoffs			Interceptions		
No.	Yds.	Lg.	No.	Yds.	Lg.	No.	Yds.	Lg.
0	0	0	0	0	-	0	0	-

Auburn

RUSHING

	Att.	Gain	Lost	Net	TD	Long
Kerryon Johnson	22	93	0	93	0	14
Kamryn Pettway	17	61	0	61	0	9
Stanton Truitt	2	8	3	5	0	8
John Franklin	1	4	0	4	0	4
Eli Stove	1	0	0	0	0	0
Sean White	6	18	27	-9	0	12

PASSING

	Att.	Comp	Int.	Yds.	TD	Long	Sacks
Sean White	26	19	0	234	0	36	3

RECEIVING

	No.	Yds.	TD	Long
Ryan Davis	5	31	0	9
Kerryon Johnson	4	68	0	36
Tony Stevens	4	58	0	24
Marcus Davis	3	17	0	9
Kyle Davis	2	24	0	12
Darius Slayton	1	36	0	36

PUNTING

	No.	Yds.	Avg.	Long	I20
Kevin Phillips	3	120	40.0	46	1

FIELD GOALS

	Att.	Made	Long	Kicks
Daniel Carlson	6	6	51	Made: 51, 29, 29, 31, 37, 29

ALL RETURNS

Punts			Kickoffs			Interceptions		
No.	Yds.	Lg.	No.	Yds.	Lg.	No.	Yds.	Lg.
0	0	0	1	21	21	0	0	0
0	0	0	1	25	25	0	0	0

	1	2	3	4	F
LSU	7	0	6	0	13
Auburn	3	6	3	6	18

AU	1st	06:32	Carlson 51 yd field goal
LSU	1st	02:47	Moreau 3 yd pass from Etling (Delahoussaye kick)
AU	2nd	12:19	Carlson 29 yd field goal
AU	2nd	05:14	Carlson 29 yd field goal
AU	3rd	09:43	Carlson 31 yd field goal
LSU	3rd	05:36	Delahoussaye 29 yd field goal
LSU	3rd	02:32	Delahoussaye 25 yd field goal
AU	4th	12:36	Carlson 37 yd field goal
AU	4th	02:56	Carlson 29 yd field goal

	LSU	AU
FIRST DOWNS	14	18
Rushing	8	7
Passing	5	10
Penalty	1	1
NET YARDS RUSHING	220	154
Rushing Attempts	32	49
Average Per Rush	6.9	3.1
Rushing Touchdowns	0	0
Yards Gained Rushing	249	184
Yards Lost Rushing	29	30
NET YARDS PASSING	118	234
Completions-Attempts-Int	15-27-0	19-26-0
Average Per Attempt	4.4	9.0
Average Per Completion	7.9	12.3
Passing Touchdowns	1	0
TOTAL OFFENSE YARDS	338	388
Total offense plays	59	75
Average Gain Per Play	5.7	5.2
Fumbles: Number-Lost	1-1	2-1
Penalties: Number-Yards	5-50	4-28
PUNTS-YARDS	5-185	3-120
Average Yards Per Punt	37.0	40.0
Net Yards Per Punt	37.0	40.0
Inside 20	2	1
50+ Yards	0	0
Touchbacks	0	0
Fair catch	4	3
KICKOFFS-YARDS	4-260	7-455
Average Yards Per Kickoff	65.0	65.0
Net Yards Per Kickoff	41.0	40.0
Touchbacks	2	7
Punt returns: Number-Yards-TD	0-0-0	0-0-0
Average Per Return	0.0	0.0
Kickoff returns: Number-Yds-TD	0-0-0	2-46-0
Average Per Return	0.0	23.0
Interceptions: Number-Yds-TD	0-0-0	0-0-0
Fumble Returns: Number-Yds-TD	0-0-0	0-0-0
Possession Time	27:49	32:11
Third-Down Conversions	4 of 13	8 of 19
Fourth-Down Conversions	0 of 0	0 of 1
Red-Zone Scores-Chances	3-5	5-6
Touchdowns	1-5	0-6
Field goals	2-5	5-6
Sacks By: Number-Yards	3-27	4-20
PAT Kicks	1-1	0-0
Field Goals	2-3	6-6
Points off turnovers	3	0

Missouri	7
LSU	42

October 1, 2016
Tiger Stadium
Baton Rouge, La.
102,071

LSU



Missouri

RUSHING

	Att.	Gain	Lost	Net	TD	Long
Ish Witter	11	48	0	48	0	12
D. Crockett	6	35	0	35	0	21
Marvin Zanders	3	9	0	9	0	4
Drew Lock	2	0	15	-15	0	0

PASSING

	Att.	Comp	Int	Yds	TD	Long	Sacks
Drew Lock	37	17	1	167	0	20	2
Eric Laurent	1	1	0	21	1	21	0

RECEIVING

	No.	Yds.	TD	Long
Sean Culkin	4	35	0	20
J. Johnson	3	42	0	18
Chris Black	3	24	0	11
Drew Lock	1	21	1	21
Ish Witter	1	19	0	19
J'Mon Moore	1	16	0	16
Tyler Hanneke	1	16	0	16
Richaud Floyd	1	11	0	11
Jason Reese	1	3	0	3
D. Crockett	1	1	0	1
Emanuel Hall	1	0	0	0

PUNTING

	No.	Yds.	Avg.	Long	I20
Corey Fatony	8	353	44.1	54	6

ALL RETURNS

ALL RETURNS			PUNTS			KICKOFFS		
NO.	YDS.	LG.	NO.	YDS.	LG.	NO.	YDS.	LG.
J. Johnson	0	0	0	3	49	18	0	0
Chris Black	1	4	4	0	0	0	0	0
Alex Ross	0	0	0	1	22	22	0	0

LSU

RUSHING

	Att.	Gain	Lost	Net	TD	Long
Derrius Guice	17	163	0	163	3	42
Darrel Williams	21	131	1	130	3	20
Nick Brossette	5	73	0	73	0	60
DJ Chark	2	26	0	26	0	18
Danny Etling	3	19	1	18	0	14
Lanard Fournette	3	12	0	12	0	5
TEAM	1	0	4	-4	0	0

PASSING

	Att.	Comp	Int.	Yds.	TD	Long	Sacks
Danny Etling	30	19	0	216	0	41	1

RECEIVING

	No.	Yds.	TD	Long
Malachi Dupre	4	37	0	14
Travin Dural	4	34	0	12
DJ Chark	3	58	0	41
Foster Moreau	2	18	0	11
Jazz Ferguson	2	17	0	10
Derrius Guice	1	21	0	21
Colin Jeter	1	18	0	18
J.D. Moore	1	9	0	9
Bry'Keithon Mouton	1	4	0	4

PUNTING

	No.	Yds.	Avg.	Long	I20
Josh Growden	3	143	47.7	53	0

FIELD GOALS

	Att.	Made	Long	Kicks
Colby Delahoussaye	1	0	-	Missed: 47

ALL RETURNS

ALL RETURNS	Punts			Kickoffs			Interceptions		
	No.	Yds.	Lg.	No.	Yds.	Lg.	No.	Yds.	Lg.
Tre'Davious White	2	4	4	0	0	0	1	0	0

Football Blasts Missouri in Orgeron Debut

In Ed Orgeron's debut, LSU amassed 634 yards of total offense and dominated Missouri on both sides of the ball to hand the first-time visitors to Tiger Stadium a 42-7 defeat. Orgeron took over as interim head coach on Sunday when Les Miles was relieved of his duties following a 2-2 start to the 2016 season. Derrius Guice and Darrel Williams led the Tigers to a school record for total offense in SEC games. With Leonard Fournette sidelined with an injury, both had career nights. Guice carried 17 times for 163 yards, while Williams had 21 carries for 130 yards. Each scored three touchdowns. Danny Etling also had a splendid outing, 19-of-30 for 216 yards. He completed passes to nine different receivers, with Malachi Dupre and Travin Dural catching four passes apiece. LSU's 418 rushing yards was its most in an SEC game since Oct. 30, 1976, against Ole Miss (426). The home standing Tigers had possession for 42:33 - its highest on record (dating to 1978). LSU opened the scoring at the 6:46 mark of the first quarter on a brilliant 42-yard touchdown run by Guice. The dash, which featured a key block from wide receiver Russell Gage, culminated an 85-yard, nine-play march to give LSU a 7-0 lead. LSU halted a Missouri drive early in the second quarter when Tre'Davious White intercepted Mizzou's Drew Lock at LSU's 11-yard line. LSU took advantage of the turnover, driving 89 yards on 13 plays, with the march ending on Guice's four-yard scoring burst. Guice increased the lead to 21-0 with 4:40 left in the first half with a 37-yard touchdown sprint, capping a 93-yard, five-play march, the longest TD drive of the season for LSU. LSU started strong in the second half, covering 75 yards in eight plays on the first drive of the third quarter, with Williams finishing the drive on a 1-yard TD surge. LSU added another touchdown at the 10:00 mark of the fourth quarter, when Williams scored a on two-yard TD run to cap an 86-yard, 10-play march. Williams scored for the third time on a 9-yard run with just under five minutes left in the game. Kendall Beckwith led the way in tackles with nine stops, followed by Duke Riley and Dwayne Thomas who each posted five tackles.

Missouri	1	2	3	4	F
LSU	0	0	0	7	7
	7	14	7	14	42
LSU	1st	06:46	Guice 42 yd run (Delahoussaye kick)		
LSU	2nd	08:34	Guice 4 yd run (Delahoussaye kick)		
LSU	2nd	04:40	Guice 37 yd run (Delahoussaye kick)		
LSU	3rd	11:09	Williams 1 yd run (Delahoussaye kick)		
LSU	4th	10:00	Williams 2 yd run (Delahoussaye kick)		
MO	4th	06:11	Lock 21 yd pass from Laurent (McCann kick)		
LSU	4th	04:32	Williams 9 yd run (Delahoussaye kick)		

	Mizzou	LSU
FIRST DOWNS	14	30
Rushing	3	19
Passing	10	9
Penalty	1	2
NET YARDS RUSHING	77	418
Rushing Attempts	22	52
Average Per Rush	3.5	8.0
Rushing Touchdowns	0	6
Yards Gained Rushing	92	424
Yards Lost Rushing	15	6
NET YARDS PASSING	188	216
Completions-Attempts-Int	18-38-1	19-30-0
Average Per Attempt	4.9	7.2
Average Per Completion	10.4	11.4
Passing Touchdowns	1	0
TOTAL OFFENSE YARDS	265	634
Total offense plays	60	82
Average Gain Per Play	4.4	7.7
Fumbles: Number-Lost	0-0	0-0
Penalties: Number-Yards	5-50	5-35
PUNTS-YARDS	8-353	3-143
Average Yards Per Punt	44.1	47.7
Net Yards Per Punt	43.6	39.7
Inside 20	6	0
50+ Yards	2	1
Touchbacks	0	1
Fair catch	4	0
KICKOFFS-YARDS	2-130	7-441
Average Yards Per Kickoff	65.0	63.0
Net Yards Per Kickoff	40.0	45.7
Touchbacks	2	2
Punt returns: Number-Yards-TD	1-4-0	2-4-0
Average Per Return	4.0	2.0
Kickoff returns: Number-Yds-TD	4-71-0	0-0-0
Average Per Return	17.8	0.0
Interceptions: Number-Yds-TD	0-0-0	1-0-0
Fumble Returns: Number-Yds-TD	0-0-0	0-0-0
Possession Time	17:27	42:33
Third-Down Conversions	4 of 14	6 of 11
Fourth-Down Conversions	1 of 2	0 of 1
Red-Zone Scores-Chances	0-0	4-4
Touchdowns	0-0	4-4
Field goals	0-0	0-4
Sacks By: Number-Yards	1-1	2-15
PAT Kicks	1-1	6-6
Field Goals	0-0	0-1
Points off turnovers	0	7

Southern Miss 10
#25 **LSU** 45

October 5, 2016
Tiger Stadium
Baton Rouge, La.
102,164

LSU



Southern Miss

RUSHING	Att.	Gain	Lost	Net	TD	Long
Ito Smith	16	65	1	64	1	17
George Payne	11	32	6	26	0	9
Tez Parks	5	8	3	5	0	6
Nick Mullens	4	7	21	-14	0	4

PASSING	Att.	Comp	Int	Yds	TD	Long	Sacks
Nick Mullens	36	25	0	161	0	27	2
D.J. Thompson	1	0	0	0	0	0	0

RECEIVING	No.	Yds.	TD	Long
A. Staggers	7	35	0	12
Ito Smith	6	46	0	27
C. Whitehead	5	27	0	13
Isaiah Jones	2	15	0	11
D.J. Thompson	2	13	0	10
George Payne	2	7	0	8
K. Robertson	1	18	0	18

PUNTING	No.	Yds.	Avg.	Long	I20
Tyler Sarrazin	6	301	50.2	61	0

FIELD GOALS	Att.	Made	Long	Kicks
P. Shaunfield	1	1	37	Made: 37

ALL RETURNS	Punts	Kickoffs	Interceptions
	No. Yds. Lg.	No. Yds. Lg.	No. Yds. Lg.
A. Staggers	1 5 5	0 0 0	0 0 0
Isaiah Jones	0 0 0	2 32 21	0 0 0
T. Moore	0 0 0	0 0 0	1 0 0
D. Parnell	0 0 0	1 24 24	0 0 0
Tez Parks	0 0 0	3 45 18	0 0 0

LSU

RUSHING	Att.	Gain	Lost	Net	TD	Long
Derrius Guice	16	162	0	162	2	61
DJ Chark	1	19	0	19	1	19
Darrel Williams	6	14	4	10	0	4
Danny Etling	1	0	8	-8	0	0

PASSING	Att.	Comp	Int.	Yds.	TD	Long	Sacks
Danny Etling	18	11	1	276	3	80	1

RECEIVING	No.	Yds.	TD	Long
Malachi Dupre	3	100	2	63
DJ Chark	3	91	1	80
DeSean Smith	2	56	0	31
Travin Dural	2	22	0	13
Derrius Guice	1	7	0	7

PUNTING	No.	Yds.	Avg.	Long	I20
Josh Growden	3	174	58.0	68	1

FIELD GOALS	Att.	Made	Long	Kicks
Colby Delahoussaye	1	1	38	Made: 38

ALL RETURNS	Punts	Kickoffs	Interceptions
	No. Yds. Lg.	No. Yds. Lg.	No. Yds. Lg.
Nick Brossette	0 0 0	1 21 21	0 0 0
Tre'Davious White	2 5 13	0 0 0	0 0 0
Donte Jackson	0 0 0	2 53 30	0 0 0

Big-Play LSU Too Much for USM, 45-10

LSU had five touchdown drives of three plays or less, as the quick-strike Tigers shook off an unexpected week of rust to defeat Southern Miss, 45-10, on Saturday in Tiger Stadium. Danny Etling connected on touchdown passes of 80 and 63 yards, while running back Derrius Guice had touchdown runs of 61 and 20 yards in a 28-point third-quarter outburst that ended the Eagles' upset bid. The Tigers extended a non-conference winning streak to 47 games in Tiger Stadium. Etling completed 11-of-18 passes for a season-high 276 yards with three touchdowns and his first interception in 104 pass attempts. Malachi Dupre caught two of the touchdowns and finished with three catches for 100 yards, while D.J. Chark added 91 yards on three grabs with an 80-yard touchdown. Guice, who moved over 1,000 career rushing yards, needed only 16 carries to gain 162 of LSU's 182 net yards. He scored back-to-back touchdowns early in the third quarter. After being tied at 10-10 at halftime, the Tigers outscored Southern Miss 35-0 in the second half and outgained the Eagles, 338-107. LSU was 5-of-9 on third downs. Entering the contest, Southern Miss ranked No. 4 nationally allowing only 14 third-down conversions in six games this season. The Tigers averaged 10.9 yards per play - 459 yards on 42 plays - a modern-day school record. Defensively, the Tigers allowed only 81 rushing yards on 36 attempts. Kendall Beckwith led the way with a career-best 15 tackles including two behind the line.

	1	2	3	4	F
USM	7	3	0	0	10
LSU	7	3	28	7	45

USM	1st	06:58	Smith 1 yd run (Shaunfield kick)
LSU	1st	02:22	Chark 19 yd run (Delahoussaye kick)
LSU	2nd	14:05	Delahoussaye 38 yd field goal
USM	2nd	08:28	Shaunfield 37 yd field goal
LSU	3rd	13:22	Guice 61 yd run (Delahoussaye kick)
LSU	3rd	10:50	Guice 20 yd run (Delahoussaye kick)
LSU	3rd	04:20	Chark 80 yd pass from Etling (Delahoussaye kick)
LSU	3rd	01:58	Dupre 63 yd pass from Etling (Delahoussaye kick)
LSU	4th	05:16	Dupre 23 yd pass from Etling (Gonsoulin kick)

	USM	LSU
FIRST DOWNS	16	17
Rushing	4	8
Passing	9	9
Penalty	3	0
NET YARDS RUSHING	81	183
Rushing Attempts	36	24
Average Per Rush	2.2	7.6
Rushing Touchdowns	1	3
Yards Gained Rushing	112	195
Yards Lost Rushing	31	12
NET YARDS PASSING	161	276
Completions-Attempts-Int	25-37-0	11-18-1
Average Per Attempt	4.4	15.3
Average Per Completion	6.4	25.1
Passing Touchdowns	0	3
TOTAL OFFENSE YARDS	242	459
Total offense plays	73	42
Average Gain Per Play	3.3	10.9
Fumbles: Number-Lost	3-1	0-0
Penalties: Number-Yards	6-42	6-55
PUNTS-YARDS	6-301	3-174
Average Yards Per Punt	50.2	58.0
Net Yards Per Punt	49.3	49.7
Inside 20	0	1
50+ Yards	3	3
Touchbacks	0	1
Fair catch	1	1
KICKOFFS-YARDS	3-184	8-494
Average Yards Per Kickoff	61.3	61.8
Net Yards Per Kickoff	36.7	42.9
Touchbacks	0	2
Punt returns: Number-Yards-TD	1-5-0	2-5-0
Average Per Return	5.0	2.5
Kickoff returns: Number-Yds-TD	6-101-0	3-74-0
Average Per Return	16.8	24.7
Interceptions: Number-Yds-TD	1-0-0	0-0-0
Fumble Returns: Number-Yds-TD	0-0-0	1-4-0
Possession Time	37:59	22:01
Third-Down Conversions	7 of 18	5 of 9
Fourth-Down Conversions	1 of 2	0 of 0
Red-Zone Scores-Chances	2-2	2-2
Touchdowns	1-2	2-2
Field goals	1-2	0-2
Sacks By: Number-Yards	1-8	2-13
PAT Kicks	1-1	6-6
Field Goals	1-1	1-1
Points off turnovers	0	7

#23 Ole Miss 21
#25 LSU 38

October 22, 2016
Tiger Stadium
Baton Rouge, La.
101,720



Ole Miss

RUSHING

	Att.	Gain	Lost	Net	TD	Long
Chad Kelly	12	62	6	56	0	11
Akeem Judd	13	39	0	39	1	5
Eugene Brazley	4	9	1	8	0	7
D. Pennamon	6	9	1	8	0	3
Markell Pack	1	0	4	-4	0	0

PASSING

	Att.	Comp	Int	Yds	TD	Long	Sacks
--	------	------	-----	-----	----	------	-------

Chad Kelly

33 20 2 218 1 50 2

RECEIVING

	No.	Yds.	TD	Long
D. Stringfellow	4	92	0	50
Van Jefferson	4	43	1	17
Evan Engram	3	15	0	6
Akeem Judd	3	2	0	5
Q. Adeboyejo	2	31	0	18
Eugene Brazley	1	12	0	12
Taz Zettergren	1	10	0	10
D. Pennamon	1	9	0	9
DaMarkus Lodge	1	4	0	4

PUNTING

	No.	Yds.	Avg.	Long	I20
--	-----	------	------	------	-----

Will Gleeson

8 358 44.8 53 2

FIELD GOALS

	Att.	Made	Long	Kicks
--	------	------	------	-------

Gary Wunderlich

2 2 46 Made: 46, 22

ALL RETURNS

	Punts			Kickoffs			Interceptions		
	No.	Yds.	Lg.	No.	Yds.	Lg.	No.	Yds.	Lg.
Derrick Jones	0	0	0	0	0	0	1	2	2
Carlos Davis	2	16	8	6	124	28	0	0	0

LSU

RUSHING

	Att.	Gain	Lost	Net	TD	Long
Leonard Fournette	16	287	3	284	3	78
Derrius Guice	16	67	10	57	1	13
DJ Chark	1	0	14	-14	0	0
Danny Etling	2	0	15	-15	0	0
TEAM	1	0	1	-1	0	0

PASSING

	Att.	Comp	Int.	Yds.	TD	Long	Sacks
--	------	------	------	------	----	------	-------

Danny Etling

28 19 1 204 1 40 2

RECEIVING

	No.	Yds.	TD	Long
Malachi Dupre	5	52	0	18
Travin Dural	4	48	0	21
DJ Chark	3	45	1	40
Leonard Fournette	3	25	0	22
Colin Jeter	2	21	0	15
Darrel Williams	1	8	0	8
Derrius Guice	1	5	0	5

PUNTING

	No.	Yds.	Avg.	Long	I20
--	-----	------	------	------	-----

Josh Growden

5 224 44.8 57 2

FIELD GOALS

	Att.	Made	Long	Kicks
--	------	------	------	-------

Colby Delahoussaye

1 1 44 Made: 44

ALL RETURNS

	Punts			Kickoffs			Interceptions		
	No.	Yds.	Lg.	No.	Yds.	Lg.	No.	Yds.	Lg.
Derrius Guice	0	0	0	2	26	16	0	0	0
Tre'Davious White	4	54	25	0	0	0	0	0	0
Duke Riley	0	0	0	0	0	0	1	3	3
Donte Jackson	0	0	0	2	32	16	1	0	0

While Fournette Runs Wild, LSU 'D' Shuts Down Rebels

Leonard Fournette set a school record with 284 rushing yards, as 25th-ranked LSU pitched a second-half shutout of No. 23 Ole Miss, 38-21, on a late Saturday night in Tiger Stadium. LSU, which was tied 21-21 at the half, dominated the final 30 minutes of play, allowing only 54 yards of total offense in the second half until the game's final drive. With the game decided, Ole Miss added 50 more as fans poured to the parking lots during the game's final drive. Fournette needed only 16 carries to break Alley Broussard's 2004 record of 250 yards, which was also set against Ole Miss. He scored on runs of 59, 76 and 78 yards, averaging a school-record 17.8 yards per carry (minimum 15 carries). Meanwhile, quarterback Danny Etling completed 19-of-28 passes for 204 yards with a 40-yard touchdown pass to D.J. Chark. Malachi Dupre caught a game-high five passes for 52 yards, while Travin Dural added four catches for 48 yards. After allowing 221 yards in the opening half, LSU's defense gave up only 37 in the third quarter while building a 10-point advantage. Derrius Guice slammed the door shut with a 6-yard touchdown run that capped an 11-play, 70-yard drive that lasted 6:03. Guice also had 16 carries for 67 yards. LSU outgained Ole Miss, 515-325. Ole Miss quarterback Chad Kelly, the SEC's leading passer, was held nearly 100 yards below his season average of 308.2 by a swarming LSU defense. Duke Riley logged a career-high 15 tackles in the contest. He had five solo stops as well as 1.5 TFL and an interception.

			1	2	3	4	F
Ole Miss			10	11	0	0	21
LSU			7	14	10	7	38

OM	1st	10:52	Jefferson 15 yd pass from Kelly (Wunderlich kick)				
OM	1st	04:48	Wunderlich 46 yd field goal				
LS	1st	03:26	Fournette 59 yd run (Delahoussaye kick)				
LS	2nd	11:13	Chark 40 yd pass from Etling (Delahoussaye kick)				
OM	2nd	07:11	Wunderlich 22 yd field goal				
LS	2nd	06:11	Fournette 76 yd run (Delahoussaye kick)				
OM	2nd	00:11	Judd 2 yd run (Kelly rush)				
LS	3rd	13:38	Fournette 78 yd run (Delahoussaye kick)				
LS	3rd	08:27	Delahoussaye 44 yd field goal				
LS	4th	07:26	Guice 6 yd run (Delahoussaye kick)				

	OM	LSU
FIRST DOWNS	19	20
Rushing	5	10
Passing	11	10
Penalty	3	0
NET YARDS RUSHING	107	311
Rushing Attempts	36	36
Average Per Rush	3.0	8.6
Rushing Touchdowns	1	4
Yards Gained Rushing	119	354
Yards Lost Rushing	12	43
NET YARDS PASSING	218	204
Completions-Attempts-Int	20-33-2	19-28-1
Average Per Attempt	6.6	7.3
Average Per Completion	10.9	10.7
Passing Touchdowns	1	1
TOTAL OFFENSE YARDS	325	515
Total offense plays	69	64
Average Gain Per Play	4.7	8.0
Fumbles: Number-Lost	0-0	2-2
Penalties: Number-Yards	4-30	6-43
PUNTS-YARDS	8-358	5-224
Average Yards Per Punt	44.8	44.8
Net Yards Per Punt	38.0	41.6
Inside 20	2	2
50+ Yards	1	1
Touchbacks	0	0
Fair catch	3	2
KICKOFFS-YARDS	5-320	7-435
Average Yards Per Kickoff	64.0	62.1
Net Yards Per Kickoff	47.4	40.9
Touchbacks	1	1
Punt returns: Number-Yards-TD	2-16-0	4-54-0
Average Per Return	8.0	13.5
Kickoff returns: Number-Yds-TD	6-124-0	4-58-0
Average Per Return	20.7	14.5
Interceptions: Number-Yds-TD	1-2-0	2-3-0
Fumble Returns: Number-Yds-TD	1-9-0	0-0-0
Possession Time	27:47	32:13
Third-Down Conversions	6 of 16	4 of 11
Fourth-Down Conversions	0 of 0	0 of 0
Red-Zone Scores-Chances	3-3	1-1
Touchdowns	2-3	1-1
Field goals	1-3	0-1
Sacks By: Number-Yards	2-15	2-5
PAT Kicks	1-1	5-5
Field Goals	2-2	1-1
Points off turnovers	8	7

#1 Alabama 10
#13 LSU 0

November 5, 2016
Tiger Stadium
Baton Rouge, La.
102,321



Alabama

RUSHING

	Att.	Gain	Lost	Net	TD	Long
Jalen Hurts	20	131	17	114	1	28
Damien Harris	12	53	0	53	0	13
Bo Scarbrough	11	55	3	52	0	11
ArDarius Stewart	1	4	0	4	0	4
Josh Jacobs	5	4	7	-3	0	3
TEAM	2	0	4	-4	0	0

PASSING

	Att.	Comp	Int	Yds	TD	Long	Sacks
Jalen Hurts	19	10	1	107	0	52	1

RECEIVING

	No.	Yds.	TD	Long
ArDarius Stewart	3	55	0	52
Calvin Ridley	2	23	0	21
Miller Forristall	1	22	0	22
Trevon Diggs	1	9	0	9
Josh Jacobs	1	3	0	3
Damien Harris	1	-2	0	0
O.J. Howard	1	-3	0	0

PUNTING

	No.	Yds.	Avg.	Long	I20
JK Scott	5	258	51.6	66	2

FIELD GOALS

	Att.	Made	Long	Kicks
Adam Griffith	2	1	25	Missed: 42; Made: 25

Punts				Kickoffs			Interceptions		
No.	Yds.	Lg.	No.	Yds.	Lg.	No.	Yds.	Lg.	No.
ArDarius Stewart	0	0	0	1	14	14	0	0	0
Trevon Diggs	1	1	1	0	0	0	0	0	0
Minkah Fitzpatrick	0	0	0	0	0	0	1	0	0
TEAM	1	0	0	0	0	0	0	0	0

LSU

RUSHING

	Att.	Gain	Lost	Net	TD	Long
Leonard Fournette	17	44	9	35	0	9
Derrius Guice	2	8	0	8	0	5
J.D. Moore	2	5	0	5	0	4
Danny Etling	6	7	22	-15	0	7

PASSING

	Att.	Comp	Int.	Yds.	TD	Long	Sacks
Danny Etling	24	11	1	92	0	41	5

RECEIVING

	No.	Yds.	TD	Long
DJ Chark	3	45	0	41
Malachi Dupre	3	17	0	11
Colin Jeter	2	18	0	13
Leonard Fournette	1	8	0	8
Travin Dural	1	3	0	3
J.D. Moore	1	1	0	1

PUNTING

	No.	Yds.	Avg.	Long	I20
Josh Growden	8	336	42.0	51	5

FIELD GOALS

	Att.	Made	Long	Kicks
Colby Delahoussaye	1	0	-	Missed: 49 (BLK)

Punts				Kickoffs			Interceptions		
No.	Yds.	Lg.	No.	Yds.	Lg.	No.	Yds.	Lg.	No.
Tre'Davious White	3	16	13	0	0	0	0	0	0
Jamal Adams	0	0	0	0	0	0	1	0	0
Donte Jackson	0	0	0	1	27	27	0	0	0

Hurts Leads Alabama Past LSU Late, 10-0

No. 13 LSU played No. 1 Alabama to a scoreless tie through three quarters, but the Tide scored on consecutive fourth-quarter possessions to win 10-0 Saturday night in Tiger Stadium. Alabama (9-0, 6-0 SEC) was shutout in the first half for the first time in 127 games, but quarterback Jalen Hurts' shook loose in the final quarter to secure the victory. Hurts ran for 114 yards and the game's only touchdown, while passing for 107 yards with an interception. Alabama managed 323 yards of total offense, though the Tide didn't score until Hurts' 21-yard run with 13:08 to play. LSU struggled to move the ball against the Tide defense, managing only 125 yards of total offense. Quarterback Danny Etling was 11-of-24 passing for 92 yards with an interception. He was sacked five times. Leonard Fournette ran 17 times for 35 net yards. Both teams missed field goals in the first half. Kendall Beekwith led LSU with a career-best 16 tackles, while Lewis Neal also added a career-best with 11 to go along with two quarterback hurries. LSU safety Jamal Adams intercepted Alabama quarterback Jalen Hurts on the Tide's first drive, giving the Tigers possession at the Alabama 33-yard line. The pick was Adams' first of the season and the fifth of his career. The Tigers, however, were not able to capitalize on the opportunity, as Colby Delahoussaye's 49-yard field goal attempt was blocked by Alabama defensive back Ronnie Harrison. The first half finished in a scoreless tie, marking the first time Alabama had been shut out in an opening half since 2007, when Florida State blanked the Tide through the first 30 minutes of play. LSU forced Hurts to fumble on a pass attempt, and the Tigers recovered at the Alabama 42-yard line with 5:42 left in the third quarter. Defensive tackle Frank Herron was credited with the sack, and outside linebacker Arden Key pounced on the football. Alabama responded by driving 90 yards on 12 plays for the game's first score, as Hurts dashed 21 yards to the end zone with 13:08 remaining in the contest. Hurts again led the Tide into the LSU redzone, rushing seven times for 47 yards. Adam Griffith finished off a nearly 10-minute drive with a 25-yard field goal from the right hash to push Alabama ahead, 10-0, with 2:41 to play.

		1	2	3	4	F
Alabama		0	0	0	10	10
LSU		0	0	0	0	0

UA	4th	13:08	Hurts 21 yd run (Griffith kick)
UA	4th	02:41	Griffith 25 yd field goal

	UA	LSU
FIRST DOWNS	16	6
Rushing	12	4
Passing	3	2
Penalty	1	0
NET YARDS RUSHING	216	33
Rushing Attempts	51	27
Average Per Rush	4.2	1.2
Rushing Touchdowns	1	0
Yards Gained Rushing	247	64
Yards Lost Rushing	31	31
NET YARDS PASSING	107	92
Completions-Attempts-Int	10-19-1	11-24-1
Average Per Attempt	5.6	3.8
Average Per Completion	10.7	8.4
Passing Touchdowns	0	0
TOTAL OFFENSE YARDS	323	125
Total offense plays	70	51
Average Gain Per Play	4.6	2.5
Fumbles: Number-Lost	2-1	0-0
Penalties: Number-Yards	6-29	3-20
PUNTS-YARDS	5-258	8-336
Average Yards Per Punt	51.6	42.0
Net Yards Per Punt	44.4	41.9
Inside 20	2	5
50+ Yards	4	1
Touchbacks	1	0
Fair catch	0	4
KICKOFFS-YARDS	3-189	1-65
Average Yards Per Kickoff	63.0	65.0
Net Yards Per Kickoff	37.3	51.0
Touchbacks	2	0
Punt returns: Number-Yards-TD	2-1-0	3-16-0
Average Per Return	0.5	5.3
Kickoff returns: Number-Yds-TD	1-14-0	1-27-0
Average Per Return	14.0	27.0
Interceptions: Number-Yds-TD	1-0-0	1-0-0
Fumble Returns: Number-Yds-TD	0-0-0	0-0-0
Possession Time	33:55	26:05
Third-Down Conversions	7 of 17	4 of 15
Fourth-Down Conversions	1 of 2	0 of 2
Red-Zone Scores-Chances	2-3	0-0
Touchdowns	1-3	0-0
Field goals	1-3	0-0
Sacks By: Number-Yards	5-22	1-5
PAT Kicks	1-1	0-0
Field Goals	1-2	0-1
Points off turnovers	3	0

#19 LSU 38
Arkansas 10

November 12, 2016
DWRRS Stadium
Fayetteville, Ark.
75,156

LSU



LSU

RUSHING

	Att.	Gain	Lost	Net	TD	Long
Derrius Guice	21	254	2	252	2	96
Leonard Fournette	17	103	5	98	3	17
Nick Brossette	5	33	1	32	0	16
Darrel Williams	2	6	0	6	0	5
DJ Chark	1	6	0	6	0	6
Bry'Keithon Mouton	1	0	0	0	0	0
Danny Etling	3	4	6	-2	0	3
Travin Dural	1	0	2	-2	0	0

PASSING

	Att.	Comp	Int	Yds	TD	Long	Sacks
Danny Etling	16	10	0	157	0	48	1

RECEIVING

	No.	Yds.	TD	Long
Travin Dural	3	31	0	15
Malachi Dupre	2	60	0	48
Leonard Fournette	2	44	0	38
J.D. Moore	2	12	0	6
Colin Jeter	1	10	0	10

PUNTING

	No.	Yds.	Avg.	Long	I20
Josh Growden	4	188	47.0	50	1

FIELD GOALS

	Att.	Made	Long	Kicks
Colby Delahoussaye	1	1	19	Made: 19

Punts				Kickoffs			Interceptions		
No.	Yds.	Lg.	No.	Yds.	Lg.	No.	Yds.	Lg.	
Dwayne Thomas	0	0	0	0	0	0	1	2	2
Tre'Davious White	3	-9	0	0	0	0	0	0	0
Donnie Alexander	0	0	0	0	0	0	1	14	14
Derrius Guice	0	0	0	1	12	12	0	0	0

Arkansas

RUSHING

	Att.	Gain	Lost	Net	TD	Long
Devwah Whaley	7	52	0	52	0	34
R. Williams	13	49	0	49	0	18
Drew Morgan	1	2	0	2	0	2
Austin Allen	3	0	22	-22	0	0

PASSING

	Att.	Comp	Int.	Yds.	TD	Long	Sacks
Austin Allen	31	15	2	210	1	54	3

RECEIVING

	No.	Yds.	TD	Long
Jeremy Sprinkle	4	29	0	20
Jared Cornelius	3	15	0	6
Dominique Reed	2	58	1	44
Keon Hatcher	2	26	0	19
R. Williams	1	54	0	54
Devwah Whaley	1	23	0	23
Drew Morgan	1	4	0	4
Cody Hollister	1	1	0	1

PUNTING

	No.	Yds.	Avg.	Long	I20
Toby Baker	7	302	43.1	51	3

FIELD GOALS

	Att.	Made	Long	Kicks
Adam McFain	1	1	24	Made: 24

Punts				Kickoffs			Interceptions		
No.	Yds.	Lg.	No.	Yds.	Lg.	No.	Yds.	Lg.	
Jared Cornelius	1	10	10	0	0	0	0	0	0
Deon Stewart	0	0	0	7	117	28	0	0	0

No. 19 LSU Runs All Over Hogs, 38-10

Leonard Fournette scored three times and Derrius Guice had the second-best rushing performance in LSU history, as the No. 19 Tigers drummed Arkansas, 38-10, Saturday night. LSU (6-3, 4-2 SEC) became bowl eligible for the 17th-consecutive season while reclaiming "The Boot." Arkansas fell to 6-4 overall and 2-4 in the SEC. Fournette scored twice as the Tigers built a 21-0 lead in the first 20 minutes of play and never looked back. The junior ran 17 times for 98 yards with touchdown runs of 5, 7 and 3 yards. Guice, a sophomore from Baton Rouge, ran for 219 of his 252 rushing yards in the second half. Highlighting the effort was the longest play from scrimmage in LSU history: a 96-yard touchdown run in the fourth quarter. Guice's 252 yards trails only Fournette's 284 yards earlier this season against Ole Miss in LSU single-game history. Guice had a career-high 21 carries. LSU finished with 390 rushing yards, an average of 7.6 per carry. Quarterback Danny Etling was steady for LSU, completing 10-of-16 passes for 157 yards. The Tigers were 6-of-12 on third down and held the ball for 35:11. The Tigers defense continued to shine, allowing only 81 rushing yards with three sacks in the first half. Linebacker Donnie Alexander's interception setup an LSU touchdown and Dwayne Thomas' pick off kept Arkansas out of the endzone. LSU's Kendall Beckwith also recovered a fumble in the endzone. Ten of Arkansas's 13 drives lasted five plays or fewer.

		1	2	3	4	F
LSU		7	14	7	10	38
Arkansas		0	7	3	0	10

LSU	1st	08:58	Fournette 5 yd run (Delahoussaye kick)
LSU	2nd	14:54	Fournette 7 yd run (Delahoussaye kick)
LSU	2nd	10:19	Guice 3 yd run (Delahoussaye kick)
ARK	2nd	05:52	Reed 44 yd pass from Allen (McFain kick)
ARK	3rd	10:32	McFain 24 yd field goal
LSU	3rd	06:59	Fournette 3 yd run (Delahoussaye kick)
LSU	4th	07:51	Delahoussaye 19 yd field goal
LSU	4th	06:04	Guice 96 yd run (Delahoussaye kick)

	LSU	AR
FIRST DOWNS	23	13
Rushing	15	4
Passing	6	8
Penalty	2	1
NET YARDS RUSHING	390	81
Rushing Attempts	51	24
Average Per Rush	7.6	3.4
Rushing Touchdowns	5	0
Yards Gained Rushing	406	103
Yards Lost Rushing	16	22
NET YARDS PASSING	157	210
Completions-Attempts-Int	10-16-0	15-31-2
Average Per Attempt	9.8	6.8
Average Per Completion	15.7	14.0
Passing Touchdowns	0	1
TOTAL OFFENSE YARDS	547	291
Total offense plays	67	55
Average Gain Per Play	8.2	5.3
Fumbles: Number-Lost	2-2	1-1
Penalties: Number-Yards	5-44	7-56
PUNTS-YARDS	4-188	7-302
Average Yards Per Punt	47.0	43.1
Net Yards Per Punt	39.5	44.4
Inside 20	1	3
50+ Yards	1	1
Touchbacks	1	0
Fair catch	1	4
KICKOFFS-YARDS	7-421	3-188
Average Yards Per Kickoff	60.1	62.7
Net Yards Per Kickoff	43.4	42.0
Touchbacks	0	2
Punt returns: Number-Yards-TD	3--9-0	1-10-0
Average Per Return	-3.0	10.0
Kickoff returns: Number-Yds-TD	1-12-0	7-117-0
Average Per Return	12.0	16.7
Interceptions: Number-Yds-TD	2-16-0	0-0-0
Fumble Returns: Number-Yds-TD	0-0-0	0-0-0
Possession Time	35:11	24:49
Third-Down Conversions	6 of 12	5 of 13
Fourth-Down Conversions	0 of 0	0 of 0
Red-Zone Scores-Chances	5-5	1-3
Touchdowns	4-5	0-3
Field goals	1-5	1-3
Sacks By: Number-Yards	3-22	1-6
PAT Kicks	5-5	1-1
Field Goals	1-1	1-1
Points off turnovers	14	3

#21 Florida 16
#16 LSU 10

November 19, 2016
Tiger Stadium
Baton Rouge, La.
102,043

LSU



Florida

RUSHING

	Att.	Gain	Lost	Net	TD	Long
Scarlett, J.	22	109	1	108	0	13
Perine, L.	7	38	0	38	0	22
Appleby, A.	6	6	26	-20	0	3

PASSING

	Att.	Comp	Int	Yds	TD	Long	Sacks
Appleby, A.	17	7	0	144	1	98	2

RECEIVING

	No.	Yds.	TD	Long
Cleveland, T.	3	124	1	98
Callaway, A.	2	12	0	15
Powell, B.	1	5	0	5
Lewis, C.	1	3	0	3

PUNTING

	No.	Yds.	Avg.	Long	I20
Townsend, J.	5	261	52.2	59	1

FIELD GOALS

	Att.	Made	Long	Kicks
Pineiro, E.	3	3	36	Made: 36, 26, 34

ALL RETURNS

Tabor,J.	0	0	0	1	33	33	0	0	0
Thompson,Ch.	0	0	0	1	18	18	0	0	0

LSU

RUSHING

	Att.	Gain	Lost	Net	TD	Long
Derrius Guice	19	89	6	83	1	20
DJ Chark	3	51	0	51	0	29
Leonard Fournette	12	43	3	40	0	11
Danny Etling	4	25	9	16	0	13
J.D. Moore	4	15	0	15	0	7
Darrel Williams	3	14	0	14	0	9

PASSING

	Att.	Comp	Int.	Yds.	TD	Long	Sacks
Danny Etling	25	14	0	204	0	33	1
Josh Growden	1	0	0	0	0	0	0

RECEIVING

	No.	Yds.	TD	Long
DJ Chark	2	46	0	30
Malachi Dupre	2	39	0	33
Colin Jeter	2	35	0	18
DeSean Smith	2	24	0	17
Dee Anderson	2	14	0	7
Derrius Guice	1	29	0	29
Foster Moreau	1	9	0	9
J.D. Moore	1	6	0	6
Darrel Williams	1	2	0	2

PUNTING

	No.	Yds.	Avg.	Long	I20
Josh Growden	3	110	36.7	43	2

FIELD GOALS

	Att.	Made	Long	Kicks
Colby Delahoussaye	1	1	22	Made: 22

ALL RETURNS

ALL RETURNS	No.	Yds.	Lg.	No.	Yds.	Lg.	No.	Yds.	Lg.
Donte Jackson	0	0	0	1	12	12	0	0	0

LSU Miscues Costly in 16-10 Loss to Florida

Three failed chances in the redzone and a fumble on a kickoff return cost the LSU football team, as the No. 16-ranked Tigers lost to No. 21 Florida in the home finale, 16-10. LSU amassed 423 yards of total offense but was 2-of-5 in the red zone including a fourth-and-goal fumble by running back Derrius Guice, who was stretching the ball toward the goal line as time expired. Florida clinched the SEC Eastern Division title and will meet Alabama in the Championship Game. The Gators gained 270 yards of offense including a 98-yard touchdown pass in the third quarter. With Leonard Fournette hobbled, LSU quarterback Danny Etling put the Tigers in position to win with a 13-play, 74-yard drive that came up a yard short of paydirt. Etling was 14-of-25 passing for 204 yards. Fournette ran 12 times for 40 yards, while fellow Tiger running back Guice rushed 19 yards for 83 yards and a touchdown. Guice also had a fumble on first-and-goal at the Florida 7 in the second quarter. Wide receiver DJ Chark added 51 yards on three carries and added two catches for 46 yards. Colby Delahoussaye hit a 22-yard field goal to tie the game in the fourth quarter, after being robbed of a chance at a third-quarter field goal when the snap was bobbled. On its final drive, runs of 13 yards by Etling and 14 yards by Guice moved LSU into Florida territory. On fourth-and-10 from the Florida 48, Etling kept the drive alive with a 30-yard connection to Chark who ran to the Florida 18. Another first-down pass to Malachi Dupre setup first-and-goal from the Florida 7. Guice needed two runs to advance to the 1, but fullback J.D. Moore was stopped for no gain on third down and Guice fumbled attempting to stretch the ball to the goal line as time expired.

		1	2	3	4	F
UF		0	3	7	6	16
LSU		7	0	0	3	10

LSU	1st	02:36	Guice 1 yd run (Delahoussaye kick)
UF	2nd	13:19	Pineiro 36 yd field goal
UF	3rd	08:57	Cleveland 98 yd pass from Appleby (Pineiro kick)
LSU	4th	12:18	Delahoussaye 22 yd field goal
UF	4th	04:37	Pineiro 26 yd field goal
UF	4th	03:24	Pineiro 34 yd field goal

	UF	LSU
FIRST DOWNS	14	23
Rushing	10	13
Passing	3	10
Penalty	1	0
NET YARDS RUSHING	126	219
Rushing Attempts	35	45
Average Per Rush	3.6	4.9
Rushing Touchdowns	0	1
Yards Gained Rushing	153	237
Yards Lost Rushing	27	18
NET YARDS PASSING	144	204
Completions-Attempts-Int	7-17-0	14-26-0
Average Per Attempt	8.5	7.8
Average Per Completion	20.6	14.6
Passing Touchdowns	1	0
TOTAL OFFENSE YARDS	270	423
Total offense plays	52	71
Average Gain Per Play	5.2	6.0
Fumbles: Number-Lost	1-0	3-2
Penalties: Number-Yards	1-5	2-20
PUNTS-YARDS	5-261	3-110
Average Yards Per Punt	52.2	36.7
Net Yards Per Punt	44.2	36.7
Inside 20	1	2
50+ Yards	3	0
Touchbacks	2	0
Fair catch	1	1
KICKOFFS-YARDS	5-316	3-182
Average Yards Per Kickoff	63.2	60.7
Net Yards Per Kickoff	40.8	35.3
Touchbacks	4	1
Punt returns: Number-Yards-TD	0-0-0	0-0-0
Average Per Return	0.0	0.0
Kickoff returns: Number-Yds-TD	2-51-0	1-12-0
Average Per Return	25.5	12.0
Interceptions: Number-Yds-TD	0-0-0	0-0-0
Fumble Returns: Number-Yds-TD	0-0-0	0-0-0
Possession Time	25:58	34:02
Third-Down Conversions	4 of 13	7 of 14
Fourth-Down Conversions	1 of 1	1 of 3
Red-Zone Scores-Chances	3-3	2-5
Touchdowns	0-3	1-5
Field goals	3-3	1-5
Sacks By: Number-Yards	1-9	2-19
PAT Kicks	1-1	1-1
Field Goals	3-3	1-1
Points off turnovers	3	0

#25 LSU 54

#22 Texas A&M 39

November 24, 2016

Kyle Field
College Station,
Texas
102,961

LSU



LSU

RUSHING

	Att.	Gain	Lost	Net	TD	Long
Derrius Guice	37	292	7	285	4	45
Darrel Williams	4	13	0	13	0	7
DJ Chark	1	7	0	7	1	7
Danny Etling	2	0	2	-2	0	0
J.D. Moore	1	0	3	-3	0	0
TEAM	1	0	2	-2	0	0

PASSING

	Att.	Comp	Int	Yds	TD	Long	Sacks
Danny Etling	28	20	0	324	2	42	0

RECEIVING

	No.	Yds.	TD	Long
Russell Gage	5	62	1	24
Malachi Dupre	4	50	1	20
DJ Chark	3	59	0	39
DeSean Smith	3	33	0	12
Dee Anderson	2	59	0	42
Foster Moreau	1	31	0	31
Colin Jeter	1	22	0	22
J.D. Moore	1	8	0	8

PUNTING

	No.	Yds.	Avg.	Long	I20
Josh Growden	4	142	35.5	46	3

FIELD GOALS

	Att.	Made	Long	Kicks
Colby Delahoussaye	2	2	32	Made: 23, 32

ALL RETURNS

	No.	Yds.	Lg.	No.	Yds.	Lg.	No.	Yds.	Lg.
Nick Brossette	0	0	0	1	22	22	0	0	0

Texas A&M

RUSHING

	Att.	Gain	Lost	Net	TD	Long
Keith Ford	15	102	2	100	0	28
T. Williams	10	68	0	68	1	33
Trevor Knight	6	29	18	11	0	17
James White	2	9	0	9	1	7

PASSING

	Att.	Comp	Int.	Yds.	TD	Long	Sacks
Trevor Knight	30	14	0	211	3	43	2
Jake Hubenak	7	3	0	73	0	48	0
Christian Kirk	1	0	0	0	0	0	0

RECEIVING

	No.	Yds.	TD	Long
Christian Kirk	8	107	2	43
Speedy Noil	5	102	0	48
Josh Reynolds	3	51	1	32
Edward Pope	1	24	0	24

PUNTING

	No.	Yds.	Avg.	Long	I20
Shane Tripucka	6	246	41.0	46	3

FIELD GOALS

	Att.	Made	Long	Kicks
Daniel LaCamera	1	1	49	Made: 49

ALL RETURNS

	No.	Yds.	Lg.	No.	Yds.	Lg.	No.	Yds.	Lg.
Christian Kirk	0	0	0	4	120	66	0	0	0
Justin Evans	0	0	0	2	65	34	0	0	0
T. Williams	0	0	0	1	8	0	0	0	0

Guice, Etling Make History in Blowout of A&M

Derrius Guice ran for a school-record 285 yards while Danny Etling threw for 324, as No. 25 LSU beat No. 22 Texas A&M, 54-39, Thursday night at Kyle Field. LSU's 622 yards of total offense was second-most in a true road game in school history. This was the first game in LSU history in which the Tigers had a 300-yard passer and a 200-yard runner. Guice, a sophomore running back, carried 37 times for 285 yards, besting injured teammate Leonard Fournette's school record set 33 days ago against Ole Miss. Guice scored four times on runs of 45, 45, 6 and 1 yard. Etling, a junior transfer, had his best evening as a Tiger, completing 20-of-28 passes for 324 yards with touchdowns of 20 and 9 yards. Etling's favorite targets were Russell Gage (5 catches, 62 yards, 1 TD), Malachi Dupre (4 catches, 50 yards, 1 TD), and D.J. Chark (3 catches, 59 yards), who also scored a 7-yard rushing touchdown in the fourth quarter.

	1	2	3	4	F
LSU	10	10	14	20	54
Texas A&M	7	0	10	22	39

LSU	1st	13:16	Guice 45 yd run (Delahoussaye kick)
TAMU	1st	06:05	Kirk 36 yd pass from Knight (LaCamera kick)
LSU	1st	02:11	Delahoussaye 23 yd field goal
LSU	2nd	11:02	Delahoussaye 32 yd field goal
LSU	2nd	00:32	Dupre 20 yd pass from Etling (Delahoussaye kick)
TAMU	3rd	13:19	LaCamera 49 yd field goal
LSU	3rd	11:11	Guice 45 yd run (Delahoussaye kick)
LSU	3rd	07:45	Guice 6 yd run (Delahoussaye kick)
TAMU	3rd	05:04	Williams 33 yd run (LaCamera kick)
LSU	4th	14:55	Chark 7 yd run (Delahoussaye kick)
TAMU	4th	13:07	Kirk 43 yd pass from Knight (Noil pass)
LSU	4th	10:03	Gage 9 yd pass from Etling (Etling pass failed)
TAMU	4th	08:45	Reynolds 32 yd pass from Knight (Ford rush)
LSU	4th	04:59	Guice 1 yd run (Delahoussaye kick)
TAMU	4th	00:15	White 2 yd run (Hubenak pass failed)

	LSU	TAMU
FIRST DOWNS	28	19
Rushing	13	8
Passing	13	11
Penalty	2	0
NET YARDS RUSHING	298	188
Rushing Attempts	46	33
Average Per Rush	6.5	5.7
Rushing Touchdowns	5	2
Yards Gained Rushing	312	208
Yards Lost Rushing	14	20
NET YARDS PASSING	324	284
Completions-Attempts-Int	20-28-0	17-38-0
Average Per Attempt	11.6	7.5
Average Per Completion	16.2	16.7
Passing Touchdowns	2	3
TOTAL OFFENSE YARDS	622	472
Total offense plays	74	71
Average Gain Per Play	8.4	6.6
Fumbles: Number-Lost	2-0	3-1
Penalties: Number-Yards	5-29	6-55
PUNTS-YARDS	4-142	6-246
Average Yards Per Punt	35.5	41.0
Net Yards Per Punt	35.5	41.0
Inside 20	3	3
50+ Yards	0	0
Touchbacks	0	0
Fair catch	3	3
KICKOFFS-YARDS	10-567	5-324
Average Yards Per Kickoff	56.7	64.8
Net Yards Per Kickoff	32.4	40.4
Touchbacks	2	4
Punt returns: Number-Yards-TD	0-0-0	0-0-0
Average Per Return	0.0	0.0
Kickoff returns: Number-Yds-TD	1-22-0	7-193-0
Average Per Return	22.0	27.6
Interceptions: Number-Yds-TD	0-0-0	0-0-0
Fumble Returns: Number-Yds-TD	0-0-0	0-0-0
Possession Time	35:26	24:34
Third-Down Conversions	7 of 13	7 of 16
Fourth-Down Conversions	0 of 0	1 of 2
Red-Zone Scores-Chances	7-7	1-1
Touchdowns	5-7	1-1
Field goals	2-7	0-1
Sacks By: Number-Yards	2-15	0-0
PAT Kicks	6-6	2-2
Field Goals	2-2	1-1
Points off turnovers	7	0

#20 LSU 29

#13 Louisville 9

Dec. 31, 2016
Camping World Stadium
Orlando, Fla.
46,063

LSU



LSU

RUSHING

	Att.	Gain	Lost	Net	TD	Long
Derrius Guice	26	148	10	138	1	70
Darrel Williams	12	38	1	37	0	14
Danny Etling	3	17	15	2	0	10

PASSING

	Att.	Comp	Int	Yds	TD	Long	Sacks
Danny Etling	29	16	1	217	2	39	1

RECEIVING

	No.	Yds.	TD	Long
Malachi Dupre	7	139	0	36
Derrius Guice	3	11	1	12
DJ Chark	2	47	0	39
J.D. Moore	2	13	0	10
DeSean Smith	1	6	0	6
Colin Jeter	1	1	1	1

PUNTING

	No.	Yds.	Avg.	Long	I20
Josh Growden	6	219	36.5	50	2

FIELD GOALS

	Att.	Made	Long	Kicks
Colby Delahoussaye	3	2	42	Made: 42, 25 Missed: 39

ALL RETURNS	Punts			Kickoffs			Interceptions		
	No.	Yds.	Lg.	No.	Yds.	Lg.	No.	Yds.	Lg.
Derrius Guice	0	0	0	3	81	50	0	0	0
Tre'Davious White	4	45	15	0	0	0	0	0	0

Louisville

RUSHING

	Att.	Gain	Lost	Net	TD	Long
Jackson, L.	26	100	67	33	0	15
Radcliff, B.	6	29	3	26	0	12
Smith, Je.	3	8	0	8	0	6

PASSING

	Att.	Comp	Int.	Yds.	TD	Long	Sacks
Jackson, L.	27	10	0	153	0	53	8

RECEIVING

	No.	Yds.	TD	Long
Quick, J.	3	81	0	53
Dawkins, S.	2	16	0	9
Staples, J.	1	22	0	22
Samuel, T.	1	17	0	17
Hikutini, C.	1	12	0	12
Towbridge, K.	1	4	0	4
Standberry, C.	1	1	0	1

PUNTING

	No.	Yds.	Avg.	Long	I20
King, M.	8	404	50.5	58	2

FIELD GOALS

	Att.	Made	Long	Kicks
Creque, B.	3	3	47	Made: 24, 47, 30

ALL RETURNS	Punts			Kickoffs			Interceptions		
	No.	Yds.	Lg.	No.	Yds.	Lg.	No.	Yds.	Lg.
Dawkins, S.	0	0	0	1	30	30	0	0	0
Samuel, T.	1	0	0	3	34	18	0	0	0
Alexander, J.	1	-4	0	0	0	0	0	0	0
Cannon, Z.	0	0	0	0	0	0	1	1	1

LSU Defense Dominates Louisville; Guice MVP

No. 19 LSU had eight sacks and held Heisman Trophy winner Lamar Jackson without a touchdown for the first time in 17 games, as the Tigers beat Louisville in the 2016 Buffalo Wild Wings Citrus Bowl, 29-9, in Camping World Stadium. Offensively, LSU was led by sophomore running back and game MVP Derrius Guice, who ran for 138 yards with a 70-yard touchdown rushing and a 1-yard touchdown catch. The powerful back passed three more Tigers on the school's career rushing list into 17th place (1,823), while becoming the fourth LSU back to surpass 1,300 yards in a single season (1,387). Quarterback Danny Etling continued to manage the game well for LSU, completing 16-of-29 passes for 217 yards with two touchdowns. His favorite target was junior receiver Malachi Dupre, who had a career-high 139 yards on seven catches. Defensive end Tashawn Bower led the way with three sacks, while senior linebacker Duke Riley had a team-high eight tackles with a fumble recovery while wearing No. 4 as a tribute to fallen mentor Joe McKnight. With two sacks today, linebacker Arden Key established the LSU single-season sack record at 12. He passed Gabe Northern's 1994 record of 11 in the opening seconds on the second half. LSU head coach Ed Orgeron, who took over as interim coach four games into the 2016 season, finished 6-2 and won his first bowl game as a head coach. Louisville was only 2-of-17 on third down while possessing the ball for only 24:22. LSU outgained the Cardinals, 394-220. Jackson had 26 rushing attempts - including the eight sacks for minus-64 yards - for only 33 net yards. He was 10-of-27 passing for 153 yards.

	1	2	3	4	F
LSU	0	16	10	3	29
Louisville	3	3	0	3	9

UL	1Q	7:14	Creque 24 yd FG
LSU	2Q	14:54	Jeter 1 yd pass from Etling (Delahoussaye kick)
LSU	2Q	7:14	Guice 1 yd pass from Etling (Delahoussaye kick)
LSU	2Q	1:08	Safety
UL	2Q	0:00	Creque 47 yd FG
LSU	3Q	8:48	Guice 70 yd run (Delahoussaye kick)
LSU	3Q	3:04	Delahoussaye 42 yd FG
UL	4Q	14:43	Creque 30 yd FG
LSU	4Q	10:38	Delahoussaye 25 yd FG

	LSU	UL
FIRST DOWNS	20	11
Rushing	5	4
Passing	11	6
Penalty	4	1
NET YARDS RUSHING	177	67
Rushing Attempts	41	35
Average Per Rush	4.3	1.9
Rushing Touchdowns	1	0
Yards Gained Rushing	203	137
Yards Lost Rushing	26	70
NET YARDS PASSING	217	153
Completions-Attempts-Int	16-29-1	10-27-0
Average Per Attempt	7.5	5.7
Average Per Completion	13.6	15.3
Passing Touchdowns	2	0
TOTAL OFFENSE YARDS	394	220
Total offense plays	70	62
Average Gain Per Play	5.6	3.5
Fumbles: Number-Lost	0-0	1-1
Penalties: Number-Yards	4-48	8-56
PUNTS-YARDS	6-219	8-404
Average Yards Per Punt	36.5	50.5
Net Yards Per Punt	37.2	44.9
Inside 20	2	2
50+ Yards	1	6
Touchbacks	0	0
Fair catch	2	3
KICKOFFS-YARDS	6-391	4-255
Average Yards Per Kickoff	65.2	63.8
Net Yards Per Kickoff	46.2	37.2
Touchbacks	2	1
Punt returns: Number-Yards-TD	4-45-0	2--4-0
Average Per Return	11.2	-2.0
Kickoff returns: Number-Yds-TD	3-81-0	4-64-0
Average Per Return	27.0	16.0
Interceptions: Number-Yds-TD	0-0-0	1-1-0
Fumble Returns: Number-Yds-TD	0-0-0	0-0-0
Possession Time	35:38	24:22
Third-Down Conversions	7 of 17	2 of 17
Fourth-Down Conversions	0 of 0	1 of 2
Red-Zone Scores-Chances	3-3	2-3
Touchdowns	2-3	0-3
Field goals	1-3	2-3
Sacks By: Number-Yards	8-64	1-15
PAT Kicks	3-3	0-0
Field Goals	2-3	3-3
Points off turnovers	0	3



Charles Alexander



Leonard Fournette



Dalton Hilliard

ATTEMPTS

GAME

1.	43	Charles Alexander vs. Wyoming (231 yards)	1977
	43	Steve Van Buren vs. LSU Army Specialists (132)	1943
3.	41	Charles Alexander vs. Tulane (199 yards)	1977
4.	40	Charles Alexander vs. Florida (156 yards)	1977
5.	39	Dalton Hilliard vs. Tulane (179)	1985
6.	37	Derrius Guice vs. Texas A&M (285 yards)	2016
7.	36	Kevin Faulk vs. Arkansas (138 yards)	1996
	36	Dalton Hilliard vs. Florida State (183 yards)	1982
9.	34	Rondell Mealey vs. Notre Dame (233 yards)	1997
10.	32	Leonard Fournette vs. Texas A&M (159 yards)	2015
	32	Joseph Addai vs. Florida (156 yards)	2005
	32	Kevin Faulk vs. Mississippi State (177 yards)	1996
	32	Charles Alexander vs. Indiana (144 yards)	1978
	32	Art Cantrelle vs. Auburn (95 yards)	1970

SEASON

1.	311	Charles Alexander (1,686 yards)	1977
2.	300	Leonard Fournette (1,953 yards)	2015
3.	281	Charles Alexander (1,172 yards)	1978
4.	258	Dalton Hilliard (1,134 yards)	1985
5.	254	Dalton Hilliard (1,268 yards)	1984
6.	249	Stevan Ridley (1,147 yards)	2010
7.	248	Kevin Faulk (1,282 yards)	1996
8.	247	Art Cantrelle (892 yards)	1970
9.	230	LaBrandon Toefield (992 yards)	2001
10.	229	Kevin Faulk (1,279 yards)	1998

CAREER

1.	882	Dalton Hilliard (4,050 yards)	1982-85
2.	856	Kevin Faulk (4,557 yards)	1995-98
3.	855	Charles Alexander (4,035 yards)	1975-78
4.	616	Leonard Fournette (3,830 yards)	2014-16
5.	588	Harvey Williams (2,860 yards)	1986-90
6.	578	Terry Robiskie (2,517 yards)	1973-76
7.	511	LaBrandon Toefield (2,149 yards)	2000-02
8.	491	Garry James (2,217 yards)	1982-85
9.	490	Joseph Addai (2,576 yards)	2001-05
10.	456	Brad Davis (2,163 yards)	1972-74

ATTEMPTS PER GAME

SEASON

1.	28.3	Charles Alexander (311 • 11 games)	1977
2.	25.5	Charles Alexander (281 • 11 games)	1978
3.	25.0	Leonard Fournette (300 • 12 games)	2015
4.	23.5	Dalton Hilliard (258 • 11 games)	1985
5.	23.1	Dalton Hilliard (254 • 11 games)	1984
6.	22.8	Kevin Faulk (205 • 9 games)	1997
7.	22.5	Kevin Faulk (248 • 11 games)	1996
8.	22.5	Art Cantrelle (247 • 11 games)	1970
9.	20.8	Kevin Faulk (229 • 11 games)	1998
10.	20.4	Terry Robiskie (224 • 11 games)	1976

CAREER

1.	20.88	Kevin Faulk (856 • 41 games)	1995-98
2.	20.02	Dalton Hilliard (882 • 44 games)	1982-85
3.	19.43	Charles Alexander (855 • 44 games)	1975-78
4.	19.25	Leonard Fournette (616 • 32 games)	2014-16
5.	16.54	Art Cantrelle (397 • 24 games)	1969-71
6.	16.48	LaBrandon Toefield (511 • 31 games)	2000-02
7.	15.00	Jeremy Hill (345 • 23 games)	2012-13
8.	14.70	Harvey Williams (588 • 40 games)	1986-90
9.	14.10	Terry Robiskie (578 • 41 games)	1973-76
10.	13.95	Jimmy Taylor (279 • 20 games)	1956-57

YARDS GAINED

GAME

1.	285	Derrius Guice vs. Texas A&M (37 att.)	2016
2.	284	Leonard Fournette vs. Ole Miss (16 att.)	2016
3.	252	Derrius Guice vs. Arkansas (21 att.)	2016
4.	250	Alley Broussard vs. Ole Miss (26 att.)	2004
5.	246	Kevin Faulk vs. Houston (21 att.)	1996
6.	244	Leonard Fournette vs. Syracuse (26 att.)	2015
7.	237	Charles Alexander vs. Oregon (31 att.)	1977
8.	234	Kevin Faulk vs. Michigan State (25 att.)	1995
9.	233	Leonard Fournette vs. E. Michigan (26 att.)	2015
10.	232	Cecil Collins vs. Auburn (27 att.)	1997

SEASON

1.	1,953	Leonard Fournette (300 att.)	2015
2.	1,686	Charles Alexander (311 att.)	1977
3.	1,401	Jeremy Hill (203 att.)	2013
4.	1,387	Derrius Guice (183 att.)	2016
4.	1,282	Kevin Faulk (248 att.)	1996
5.	1,279	Kevin Faulk (229 att.)	1998
6.	1,268	Dalton Hilliard (254 att.)	1984
7.	1,174	Charles Scott (217 att.)	2008
8.	1,172	Charles Alexander (281 att.)	1978
9.	1,147	Stevan Ridley (249 att.)	2010
10.	1,144	Kevin Faulk (205 att.)	1997

CAREER

1.	4,557	Kevin Faulk (41 games)	1995-98
2.	4,050	Dalton Hilliard (44 games)	1982-85
3.	4,035	Charles Alexander (44 games)	1975-78
4.	3,830	Leonard Fournette (32 games)	2014-16
5.	2,860	Harvey Williams (40 games)	1986-90
6.	2,576	Joseph Addai (51 games)	2001-05
7.	2,517	Terry Robiskie (42 games)	1973-76
8.	2,317	Charles Scott (43 games)	2006-09
9.	2,238	Rondell Mealey (46 games)	1996-99
10.	2,217	Garry James (42 games)	1982-85
17.	1,823	Derrius Guice (24 games)	2015-present

YARDS PER GAME

SEASON

1.	162.8	Leonard Fournette (1,953 • 12 games)	2015
2.	153.3	Charles Alexander (1,686 • 11 games)	1977
3.	127.1	Kevin Faulk (1,144 • 9 games)	1997
4.	120.4	Leonard Fournette (843 • 7 games)	2016
5.	116.8	Jeremy Hill (1,401 • 12 games)	2013
6.	116.5	Kevin Faulk (1,282 • 11 games)	1996
7.	116.3	Kevin Faulk (1,279 • 11 games)	1998
8.	115.6	Derrius Guice (1,387 • 12 games)	2016
9.	115.3	Dalton Hilliard (1,268 • 11 games)	1984
10.	106.5	Charles Alexander (1,172 • 11 games)	1978

CAREER

1.	119.7	Leonard Fournette (3,830 • 32 games)	2014-16
2.	111.1	Kevin Faulk (4,557 • 41 games)	1995-98
3.	93.7	Jeremy Hill (2,156 • 23 games)	2012-13
4.	92.0	Dalton Hilliard (4,050 • 44 games)	1982-85
5.	91.7	Charles Alexander (4,035 • 44 games)	1975-78
6.	76.0	Derrius Guice (1,283 • 32 games)	2015-pres.
7.	71.5	Harvey Williams (2,860 • 40 games)	1986-90
8.	69.3	LaBrandon Toefield (2,149 • 31 games)	2000-02
9.	68.5	Art Cantrelle (1,644 • 24 games)	1969-71
10.	65.7	Jimmy Taylor (1,314 • 20 games)	1956-57

YARDS PER RUSH

GAME (MIN. 10 RUSHES)

1.	19.6	Harvey Williams vs. Rice (10/196)	1987
2.	17.75	Leonard Fournette vs. Ole Miss (16/284)	2016
3.	17.45	Billy Baggett vs. Ole Miss (11/192)	1950
4.	13.69	Kevin Faulk vs. Idaho (13/178)	1998
5.	13.09	Leonard Fournette vs. Notre Dame (11/144)	2014
6.	12.00	Derrius Guice at Arkansas (21/252)	2016
	12.00	Leonard Fournette vs. Auburn (19/228)	2015
8.	11.83	Lee Hedges vs. Tulane (12/142)	1949
9.	11.79	Harvey Williams vs. Ole Miss (14/165)	1987
10.	11.71	Kevin Faulk vs. Houston (21/246)	1996

GAME (MIN. 15 RUSHES)

1.	17.5	Leonard Fournette vs. Ole Miss (16/284)	2016
2.	12.00	Derrius Guice at Arkansas (21/252)	2016
	12.00	Leonard Fournette vs. Auburn (19/228)	2015
4.	11.71	Kevin Faulk vs. Houston (21/246)	1996
5.	11.17	Justin Vincent vs. Georgia (18/201)	2003
6.	10.59	Kevin Faulk vs. Arkansas State (17/180)	1998
7.	10.13	Derrius Guice vs. Southern Miss (16/162)	2016
8.	10.06	Derrius Guice vs. South Carolina (16/161)	2015
9.	10.00	Charles Scott vs. Appalachian St. (16/160)	2008
10.	9.81	Jeremy Hill vs. Mississippi State (16/157)	2013

GAME (MIN. 30 RUSHES)

1.	7.7	Derrius Guice vs. Texas A&M (37/285)	2016
----	-----	---	-------------

GAME (MIN. 40 RUSHES)

1.	5.4	Charles Alexander vs. Wyoming (43/231)	1977
----	-----	--	------


Terry Robiskie

SEASON (MIN. 200 RUSHES)

1	7.579	Derrius Guice (183/1,387)	2016
2	6.901	Jeremy Hill (203/1,401)	2013
3	6.510	Leonard Fournette (300/1,953)	2015
4	6.500	Harvey Williams (154/1,001)	1987
5	6.500	Justin Vincent (154/1,001)	2003
6	5.652	Charles Alexander (155/876)	1976
7	5.585	Kevin Faulk (229/1,279)	1998
8	5.580	Kevin Faulk (205/1,144)	1997
9	5.529	Leonard Fournette (187/1,034)	2014
10	5.421	Charles Alexander (311/1,686)	1977

SEASON (MIN. 200 RUSHES)

1.	6.901	Jeremy Hill (203/1,401)	2013
2.	6.510	Leonard Fournette (300/1,953)	2015
3.	5.585	Kevin Faulk (229/1,279)	1998
4.	5.580	Kevin Faulk (205/1,144)	1997
5.	5.421	Charles Alexander (311/1,686)	1977
6.	5.410	Charles Scott (217/1,174)	2008
7.	5.169	Kevin Faulk (248/1,282)	1996
8.	4.992	Dalton Hilliard (254/1,268)	1984
9.	4.987	Terry Robiskie (224/1,117)	1976
10.	4.902	Jacob Hester (225/1,103)	2007

CAREER (MIN. 400 RUSHES)

1.	6.22	Leonard Fournette (616,3830)	2014-16
2.	5.46	Charles Scott (424/2,317)	2006-09
3.	5.32	Kevin Faulk (856/4,557)	1995-98
4.	5.26	Joseph Addai (490/2,577)	2001-05
5.	4.94	Rondell Mealey (453/2,238)	1996-99

YARDS GAINED BY A QUARTERBACK

GAME			
1.	142	Alvin Dark vs. Ole Miss (11 att.)	1942
2.	139	Paul Lyons at Wisconsin (19 att.)	1971
3.	133	Carl Trimble vs. Colorado (8 att.)	1974
4.	119	Anthony Jennings at Texas A&M (14 att.)	2014
5.	118	Nelson Stokley vs. Kentucky (15 att.)	1965
6.	114	Lynn Amedee vs. Tulane (12 att.)	1961
7.	101	Herb Tyler vs. Ole Miss (17 att.)	1997
8.	100	Jordan Jefferson vs. Tennessee (5 att.)	2010

SEASON

1.	450	Jordan Jefferson	2010
2.	449	Nelson Stokley	1965
3.	433	Alvin Dark	1942
4.	412	Fred Haynes	1967
5.	398	David Woodley	1978
6.	394	Paul Lyons	1971
7.	362	Alan Risher	1980
8.	348	Marcus Randall	2002
9.	299	Nelson Stokley	1967
10.	292	Anthony Jennings	2014


Charles Scott

CAREER

1.	1,018	Jordan Jefferson	2008-11
2.	938	Lee Hedges	1949-51
3.	890	Fred Haynes	1966-68
4.	829	David Woodley	1976-79
5.	821	Nelson Stokley	1965-67
6.	778	Herb Tyler	1995-98
7.	685	Al Doggett	1951-54
8.	671	Paul Lyons	1970-72
9.	617	Marcus Randall	2001-04
10.	566	Carl Otis Trimble	1974-76

TOUCHDOWNS RUSHING

GAME			
1.	5	Kevin Faulk vs. Kentucky	1997
2.	4	Derrius Guice vs. Texas A&M	2016
	4	Leonard Fournette vs. Texas Tech	2015
	4	LaBrandon Toefield vs. Utah State	2001
	4	Rondell Mealey vs. New Mexico State	1996
	4	Harvey Williams vs. Miami (Ohio)	1990
	4	Dalton Hilliard vs. Kentucky	1984
	4	Charles Alexander vs. Oregon	1977
9.	3	By many	
Last:		Leonard Fournette vs. Arkansas	2016

SEASON

1.	22	Leonard Fournette	2015
2.	19	LaBrandon Toefield	2001
3.	18	Charles Scott	2008
4.	17	Charles Alexander	1977
5.	16	Jeremy Hill	2013
6.	15	Derrius Guice	2016
	15	Kevin Faulk	1997
	15	Stevan Ridley	2010
9.	14	Dalton Hilliard	1985
	14	Charles Alexander	1978

CAREER

1.	46	Kevin Faulk	1995-98
2.	45	Dalton Hilliard	1982-85
3.	40	Leonard Fournette	2014-16
	40	Charles Alexander	1975-78
5.	32	Charles Scott	2006-09
6.	29	Terry Robiskie	1973-76
	29	Rondell Mealey	1996-99
8.	28	Jeremy Hill	2012-13
9.	27	Kenny Hilliard	2011-14
	27	Harvey Williams	1986-90
	27	Garry James	1982-85


Harvey Williams

RUSHING TDS BY A QUARTERBACK

GAME			
1.	3	Herb Tyler vs. Kentucky	1998
	3	David Woodley vs. Tulane	1978
	3	Paul Lyons at Wisconsin	1971
	3	Nelson Stokley vs. Tulane	1967
5.	2	21 occasions	
Last:		Brandon Harris vs. Auburn	2015

SEASON

1.	7	Jordan Jefferson	2010
	7	Herb Tyler	1998
	7	Herb Tyler	1997
	7	Herb Tyler	1996
	7	Jeff Wickersham	1983
	7	David Woodley	1979
7.	6	Alan Risher	1980
	6	Steve Ensminger	1977
	6	Paul Lyons	1971
	6	Nelson Stokley	1967
	6	Nelson Stokley	1965

CAREER

1.	23	Herb Tyler	1995-98
2.	15	David Woodley	1977-79
3.	13	Alan Risher	1980-82
	13	Nelson Stokley	1965-67
5.	12	Jordan Jefferson	2008-11
6.	10	Steve Ensminger	1976-79
7.	9	Jeff Wickersham	1982-85
	9	Paul Lyons	1970-72
	9	Al Doggett	1951-54
10.	8	Bert Jones	1970-72
	8	Mike Hillman	1967-69

LONGEST RUSHING TOUCHDOWNS

1.	96	Derrius Guice vs. Arkansas	2016
2.	94	Sal Nicolo vs. Rice	1952
	94	Jesse Fatheree vs. Georgia	1935
4.	90	Cotton Milner vs. Auburn	1936
5.	89	Leonard Fournette vs. Notre Dame	2014
6.	88	Adrian Dodson vs. Tulane	1940
7.	87	Leonard Fournette vs. South Carolina	2015
	87	Jacob Hester vs. Louisiana Tech	2007
	87	Justin Vincent vs. Georgia	2003
10.	86	Jeff Burkett vs. Georgia Navy	1942
11.	83	Jordan Jefferson vs. Tennessee	2010
12.	81	Kevin Faulk vs. Idaho	1998
	81	Ripper Rowan vs. Alabama	1944
14.	80	Kevin Faulk vs. Houston	1996
15.	79	D.J. Chark vs. Texas Tech	2015



Jacob Hester



Joseph Addai



Garry James

200-YARD GAMES

SEASON

1.	4	Leonard Fournette	2015
2.	2	Derrius Guice	2016
	2	Charles Alexander	1977

CAREER

1.	5	Leonard Fournette	2014-16
2.	4	Kevin Faulk	1995-98
3.	2	Derrius Guice	Active
	2	Charles Alexander	1975-78

100-YARD GAMES

SEASON

1.	10	Leonard Fournette	2015
	10	Charles Alexander	1977
3.	7	Jeremy Hill	2013
	7	Kevin Faulk	1996
	7	Charles Alexander	1978
6.	6	Derrius Guice	2016
	6	Charles Scott	2008
	6	Kevin Faulk	1997
	6	Dalton Hilliard	1984
	6	Steve Van Buren	1943
11.	5	Leonard Fournette	2014
	5	Joseph Addai	2005
	5	Justin Vincent	2003
	5	Kevin Faulk	1998
	5	Dalton Hilliard	1985

CAREER

1.	22	Kevin Faulk	1995-98
2.	20	Charles Alexander	1975-78
3.	19	Leonard Fournette	2014-16
	19	Dalton Hilliard	1982-85
5.	11	Jeremy Hill	2012-13
6.	8	Charles Scott	2006-09
	8	Harvey Williams	1986-90
8.	7	Derrius Guice	Active
	7	LaBrandon Toefield	2000-02
	7	Rondell Mealey	1996-99

200-YARD RUSHING GAMES (20)

NAME	OPPONENT	YARDS (ATT.)
Derrius Guice	Texas A&M, 2016	285 (37)
Leonard Fournette	Ole Miss, 2016	284 (16)
Derrius Guice	Arkansas, 2016	252 (21)
Alley Broussard	Ole Miss, 2004	250 (26)
Kevin Faulk	Houston, 1996	246 (21)
Leonard Fournette	Syracuse, 2015	244 (26)
Charles Alexander	Oregon, 1977	237 (31)
Kevin Faulk	Michigan State, 1995*	234 (25)
Leonard Fournette	E. Michigan, 2015	233 (26)
Cecil Collins	Auburn, 1997	232 (27)
Charles Alexander	Wyoming, 1977	231 (43)

Leonard Fournette	Auburn, 2015	228 (19)
Rondell Mealey	Notre Dame, 1997*	222 (34)
Jeremy Hill	Iowa, 2013*	216 (28)
Harvey Williams	Kentucky, 1990	214 (28)
Terry Robiskie	Rice, 1976	214 (30)
Leonard Fournette	Texas Tech, 2015*	212 (29)
Kevin Faulk	Kentucky, 1997	212 (28)
Justin Vincent	Georgia, 2003	201 (18)
Kevin Faulk	Alabama, 1998	201 (30)

100-YARD RUSHING GAMES (170)

NAME	OPPONENT	YARDS (ATT.)
Charles Alexander	Tulane, 1977	199 (41)
Charles Alexander	Stanford, 1977 *	197 (31)
Harvey Williams	Rice, 1987	196 (10)
Billy Baggett	Ole Miss, 1950	192 (11)
Jeremy Hill	Auburn, 2013	184 (25)
LaBrandon Toefield	Utah State, 2001	183 (27)
Dalton Hilliard	State, 1982	183 (36)
Charles Alexander	Vanderbilt, 1977	183 (26)
Harvey Williams	Tulane, 1987	181 (19)
Leonard Fournette	Florida, 2015	180 (31)
Kevin Faulk	Arkansas State, 1998	180 (17)
Cecil Collins	Akron, 1997	179 (20)
Kevin Faulk	Idaho, 1998	178 (13)
Dalton Hilliard	Tulane, 1985	174 (39)
LaBrandon Toefield	Arkansas, 2001	173 (30)
Kevin Faulk	Ole Miss, 1997	172 (25)
Cecil Collins	Mississippi State, 1997	172 (22)
Kevin Faulk	Mississippi State, 1995	171 (23)
Jimmy Taylor	Tulane, 1957	171 (19)
Kevin Faulk	Mississippi State, 1996	170 (32)
Dalton Hilliard	East Carolina, 1985	170 (26)
Charles Alexander	Florida, 1977	170 (31)
Jimmy Taylor	Arkansas, 1956	170 (20)
Kevin Faulk	Alabama, 1997	168 (27)
Dalton Hilliard	Wichita State, 1984	166 (17)
Garry James	Tulane, 1982	166 (18)
Harvey Williams	Ole Miss, 1987	165 (14)
Dalton Hilliard	Kentucky, 1984	164 (31)
Derrius Guice	Missouri, 2016	163 (17)
Derrius Guice	Southern Miss, 2016	162 (16)
Derrius Guice	South Carolina, 2015	161 (16)
Rondell Mealey	Houston, 1996	161 (14)
Charles Scott	Appalachian State, 2008	160 (16)
Kevin Faulk	North Texas, 1995	160 (19)
Leonard Fournette	Mississippi State, 2015	159 (28)
Leonard Fournette	Texas A&M, 2015	159 (32)
Stevan Ridley	Vanderbilt, 2010	159 (17)
Kevin Faulk	Ole Miss, 1995	159 (23)
Leonard Fournette	South Carolina, 2015	158 (20)
Rondell Mealey	San Jose State, 1999	158 (24)
Jeremy Hill	Mississippi State, 2013	157 (16)
Joseph Addai	Florida, 2005	156 (32)
Harvey Williams	Tulane, 1990	156 (27)
Charles Alexander	Florida, 1978	156 (40)
Charles Alexander	Tulane, 1978	156 (28)

Brad Davis	South Carolina, 1973	156 (25)
Derrius Guice	Jacksonville State, 2016	155 (19)
Charles Alexander	Rice, 1977	155 (16)
Don Schwab	Tulane, 1963	154 (20)
Dalton Hilliard	Vanderbilt, 1984	152 (25)
Charles Alexander	Vanderbilt, 1976	152 (17)
Dalton Hilliard	Colorado State, 1985	151 (25)
Leonard Fournette	Western Kentucky, 2015	150 (26)
Terrence Magee	Texas A&M, 2013	149 (13)
Kevin Faulk	Tulane, 1996	148 (27)
Dalton Hilliard	North Carolina, 1985	148 (31)
Jessie Myles	Florida, 1980	148 (21)
Leonard Fournette	Mississippi State, 2016	147 (28)
Charles Alexander	Ole Miss, 1978	147 (28)
Leonard Fournette	Texas A&M, 2014	146 (19)
Jeremy Hill	Arkansas, 2013	145 (20)
Dalton Hilliard	Arizona, 1984	145 (29)
Jim Dousay	Tulane, 1967	145 (29)
Charles Scott	Georgia, 2008	144 (21)
Charles Alexander	Indiana, 1978	144 (32)
Charles Alexander	Rice, 1978	144 (24)
Steve Van Buren	Georgia, 1943	144 (25)
Leonard Fournette	Notre Dame, 2014 *	143 (11)
Jeremy Hill	Furman, 2013	143 (14)
Brad Davis	Alabama, 1973	143 (17)
Jermaine Sharp	Tulane, 1994	142 (15)
Lee Hedges	Tulane, 1949	142 (12)
Alvin Dark • QB	Ole Miss, 1942	142 (11)
Kenny Hilliard	North Texas, 2012	141 (13)
Charles Scott	Mississippi State, 2008	141 (27)
Charles Alexander	Utah, 1976	141 (22)
Leonard Fournette	Florida, 2014	140 (27)
Odell Beckham Sr.	Tulane, 1991	140 (23)
Billy Cannon	Alabama, 1957	140 (8)
Paul Lyons • QB	Wisconsin, 1971	139 (19)
Derrius Guice	Louisville, 2016 *	138 (26)
Leonard Fournette	Wisconsin, 2016	138 (23)
Kevin Faulk	Arkansas, 1997	138 (28)
Kevin Faulk	Kentucky, 1996	138 (21)
Charles Alexander	Ole Miss, 1976	138 (16)
Jeff Burkett	Georgia Navy, 1942	138 (14)
Charles Alexander	Mississippi State, 1977	136 (29)
Don Schwab	Florida, 1964	136 (19)
Kevin Faulk	Vanderbilt, 1997	135 (31)
Robert Davis	Texas A&M, 1992	134 (15)
Harvey Williams	Georgia, 1986	133 (24)
Dalton Hilliard	Tulane, 1984	133 (24)
Dalton Hilliard	Oregon State, 1982	133 (18)
Charles Alexander	Missouri, 1978 *	133 (24)
Carl Otis Trimble • QB	Colorado, 1974	133 (8)
Charles Scott	Auburn, 2008	132 (21)
Harvey Williams	Georgia, 1990	132 (24)
Steve Van Buren	ASTU, 1943	132 (43)
Rondell Mealey	Kentucky, 1997	131 (13)
Darrel Williams	Missouri, 2016	130 (21)
Joseph Addai	Miami (Fla.), 2005*	130 (24)
Jermaine Sharp	South Carolina, 1994	130 (23)



Rondell Mealey



Stevan Ridley



LaBrandon Toefield

Dan Sandifer	Texas A&M, 1945	130 (11)
LaBrandon Toefield	Kentucky, 2001	129 (28)
Jermaine Sharp	Mississippi State, 1994	129 (23)
Terry Robiskie	Ole Miss, 1976	129 (24)
Dalton Hilliard	Florida State, 1983	128 (20)
Garry James	Oregon State, 1982	128 (12)
Terrence Magee	Kentucky, 2014	127 (9)
Jeremy Hill	Texas A&M, 2012	127 (17)
Justin Vincent	Auburn, 2003	127 (14)
Dalton Hilliard	Florida, 1982	127 (26)
Jacob Hester	Arkansas, 2007	126 (28)
Keiland Williams	Virginia Tech, 2007	126 (7)
Terry Robiskie	Kentucky, 1976	126 (24)
Adrian Dodson	Holy Cross, 1940	126 (26)
Kevin Faulk	Arkansas, 1996	125 (36)
James Jacquet	Ole Miss, 1991	125 (13)
Levi Johns	Ole Miss, 1953	125 (16)
Jeremy Hill	Clemson, 2012*	124 (12)
Jeremy Hill	South Carolina, 2012	124 (17)
Shyrone Carey	Western Illinois, 2003	124 (21)
Dalton Hilliard	Mississippi State, 1985	124 (22)
Alfred Blue	North Texas, 2012	123 (16)
Stevan Ridley	Tennessee, 2010	123 (22)
Kevin Faulk	Mississippi State, 1998	123 (24)
Dalton Hilliard	Ole Miss, 1982	123 (23)
Charles Alexander	Wake Forest, 1978	123 (31)
Leroy Labat	Mississippi State, 1951	123 (29)
Gene Knight	Ole Miss, 1945	123 (13)
Leonard Fournette	New Mexico State, 2014	122 (18)
Domanick Davis	Mississippi State, 2002	122 (18)
Domanick Davis	Illinois, 2001*	122 (28)
Garry James	Wichita State, 1984	122 (21)
Billy Cannon	Tennessee, 1959	122 (22)
Jeremy Hill	Florida, 2013	121 (19)
Rondell Mealey	New Mexico State, 1996	121 (12)
Dalton Hilliard	Washington, 1983	121 (21)
Dalton Hilliard	South Carolina, 1983	121 (24)
Hokie Gajan	Rice, 1978	121 (21)
Ebert Van Buren	Texas A&M, 1949	121 (14)
Jacob Hester	Tennessee, 2007	120 (23)
LaBrandon Toefield	Auburn, 2001	120 (29)
LaBrandon Toefield	Tennessee, 2000	120 (15)
Anthony Jennings • QB	Texas A&M, 2014	119 (14)
Alfred Blue	Western Kentucky, 2011	119 (9)
LaBrandon Toefield	Mississippi State, 2000	119 (26)
Chris Dantin	Rice, 1972	119 (23)
Rondell Mealey	North Texas, 1999	118 (13)
Dalton Hilliard	Notre Dame, 1984	118 (13)
Dalton Hilliard	Tulane, 1983	118 (28)
Hokie Gajan	Rice, 1979	118 (19)
Allen Shorey	Alabama, 1969	118 (26)
Tommy Allen	Kentucky, 1967	118 (19)
Nelson Stokley • QB	Kentucky, 1965	118 (15)
Steve Van Buren	TCU, 1943	118 (23)
Jeremy Hill	Kent State, 2013	117 (11)
Justin Vincent	Oklahoma, 2003*	117 (16)
Kevin Faulk	Ole Miss, 1996	117 (28)

Gene Lang	Mississippi State, 1980	117 (11)
Charles Alexander	Indiana, 1977	117 (24)
Brad Davis	Tulane, 1974	117 (23)
Art Cantrelle	Ole Miss, 1970	117 (25)
Billy Cannon	Tulane, 1958	117 (15)
Jimmy Taylor	Ole Miss, 1957	117 (15)
Albin Collins	Mississippi State, 1947	117 (17)
Kenny Hilliard	Idaho, 2012	116 (11)
Stevan Ridley	West Virginia, 2010	116 (20)
Keiland Williams	Louisiana Tech, 2009	116 (15)
Eddie Fuller	Tennessee, 1988	116 (18)
Garry James	Florida State, 1982	116 (20)
Jacob Hester	Louisiana Tech, 2007	115 (11)
Chris Dantin	Wisconsin, 1972	115 (27)
Eddie Ray	Tulane, 1969	115 (21)
Johnny Robinson	Tennessee, 1959	115 (17)
Jerry Marchand	Tulane, 1952	115 (13)
Charles Scott	Tulane, 2008	114 (12)
Kevin Faulk	Vanderbilt, 1996	114 (19)
Eddie Fuller	Ole Miss, 1988	114 (21)
Lynn Amedee • QB	Tulane, 1961	114 (12)
Levi Johns	Arkansas, 1955	114 (15)
Steve Van Buren	Texas A&M, 1943	114 (22)
Leonard Fournette	Ole Miss, 2014	113 (23)
Domanick Davis	South Carolina, 2002	113 (26)
Art Cantrelle	Texas A&M, 1970	113 (26)
Dan Sandifer	Miami (Fla.), 1946	113 (11)
Bill Montgomery	Ole Miss, 1945	113 (11)
Steve Van Buren	Rice, 1943	113 (19)
Charles Scott	Tulane, 2009	112 (18)
Justin Vincent	Arkansas, 2003	112 (18)
Vincent Gonzales	Florida, 1955	112 (23)
LaBrandon Toefield	Miami (Ohio), 2002	111 (17)
Jermaine Sharp	Arkansas, 1994	111 (9)
Levi Johns	Texas Tech, 1954	111 (21)
James Roshto	Alabama, 1951	111 (11)
Kenny Hilliard	Wisconsin, 2014	110 (18)
Eddie Fuller	Ohio, 1989	110 (8)
Charles Alexander	Alabama, 1977	110 (22)
Spencer Ware	Florida, 2011	109 (24)
Joseph Addai	Arizona State, 2005	109 (16)
Alley Broussard	Iowa, 2004*	109 (13)
Domanick Davis	North Texas, 1999	109 (17)
Terry Robiskie	South Carolina, 1975	109 (26)
Joe Labruzzo	TCU, 1963	109 (12)
Sal Nicolo	Rice, 1952	109 (4)
Leonard Fournette	Ole Miss, 2015	108 (25)
Terrence Magee	Kent State, 2013	108 (9)
Terrence Magee	Furman, 2013	108 (7)
Alley Broussard	South Carolina, 2003	108 (19)
Kevin Faulk	Notre Dame, 1998	108 (31)
Billy Cannon	Kentucky, 1958	108 (12)
Earl Gros	Mississippi State, 1961	108 (14)
Jeremy Hill	Alabama, 2012	107 (29)
Spencer Ware	Mississippi State, 2011	107 (22)
Keiland Williams	Notre Dame, 2006*	107 (14)
Joseph Addai	Ole Miss, 2004	107 (14)

Terry Robiskie	Vanderbilt, 1976	107 (17)
Jacob Hester	Florida, 2007	106 (23)
Alley Broussard	Louisiana Tech, 2003	106 (16)
Domanick Davis	Ole Miss, 2000	106 (25)
Odell Beckham Sr.	Colorado State, 1992	106 (7)
Sam Martin	Georgia, 1986	106 (11)
Hokie Gajan	Florida State, 1979	106 (24)
Steve Rogers	Tulane, 1974	106 (22)
Jim Benglis	Texas A&M, 1971	106 (6)
Bill Schroll	Rice, 1947	106 (10)
Jabbo Stell	Loyola, 1937	106 (11)
Joseph Addai	Auburn, 2005	105 (24)
Stevan Ridley	Texas A&M, 2010*	105 (24)
Justin Vincent	Ole Miss, 2003	105 (22)
Kevin Faulk	Notre Dame, 1997	105 (26)
Jerry Murphree	Florida, 1977	105 (25)
Joe Labruzzo	Mississippi State, 1965	105 (15)
Jerry Marchand	Arkansas, 1953	105 (21)
Jay Johnson	Ole Miss, 1993	104 (15)
Hokie Gajan	Kentucky, 1979	104 (20)
Don Schwab	Tulane, 1964	104 (20)
Jimmy Taylor	Oklahoma A&M, 1956	104 (12)
Rondell Mealey	Akron, 1997	103 (15)
Gene Knight	Miami (Fla.), 1946	103 (18)
Bill Montgomery	Georgia Tech, 1945	103 (17)
Kenny Hilliard	Arkansas, 2011	102 (19)
Spencer Ware	Texas A&M, 2010*	102 (10)
Charles Scott	North Texas, 2008	102 (7)
Joseph Addai	Vanderbilt, 2005	102 (24)
Justin Vincent	Arkansas State, 2004	102 (13)
Kendall Cleveland	Arkansas, 1995	102 (24)
Eddie Ray	Alabama, 1969	102 (16)
Jim Dousay	Mississippi State, 1967	102 (19)
Don Schwab	Mississippi State, 1964	102 (22)
Danny LeBlanc	Kentucky, 1963	102 (23)
Don Schwab	TCU, 1963	102 (16)
O.K. Ferguson	Florida, 1955	102 (24)
Zollie Toth	Ole Miss, 1949	102 (18)
Leonard Fournette	Auburn, 2016	101 (16)
Alfred Blue	Washington, 2012	101 (14)
Charles Scott	Tulane, 2006	101 (15)
Herb Tyler • QB	Ole Miss, 1997	101 (17)
Arthur Cantrelle	Wisconsin, 1971	101 (11)
Edward Campbell	North Carolina, 1961	101 (10)
Billy Baggett	Vanderbilt, 1950	101 (19)
Steve Van Buren	Georgia Tech, 1943	101 (14)
Sulcer Harris	Louisiana Tech, 1941	101 (9)
Jordan Jefferson • QB	Tennessee, 2010	100 (5)
Harvey Williams	Florida State, 1990	100 (22)
Joe Labruzzo	Kentucky, 1965	100 (14)
Vincent Gonzales	Texas Tech, 1954	100 (18)
Bill Montgomery	Georgia, 1945	100 (11)

* - Denotes bowl game



Charles Alexander



Derrius Guice



Justin Vincent

CONSECUTIVE 100-YARD RUSHING GAMES

1.	9	Leonard Fournette	2014-15
		146 vs. Texas A&M, 143 vs. Notre Dame*, 159 at #25 Mississippi State, 228 vs. #18 Auburn, 244, at Syracuse, 233 vs. Eastern Michigan, 158 vs. South Carolina, 180 vs. #8 Florida, 150 vs. Western Kentucky	
	9	Charles Alexander	1977-78
		110 vs. #2 Alabama, 136 vs. Mississippi State, 199 at Tulane, 231 vs. Wyoming, 197 vs. Stanford*, 144 vs. Indiana, 123 vs. Wake Forest, 144 at Rice, 156 at Florida	
3.	7	Leonard Fournette	2015-16
		108 at #22 Ole Miss, 159 vs. Texas A&M, 212 vs. Texas Tech*, 138 vs. Wisconsin, 147 vs. Mississippi State, 101 at Auburn, 284 vs. #23 Ole Miss	
4.	5	Kevin Faulk	1997
		172 vs. Ole Miss, 212 at Kentucky, 168 at Alabama, 105 vs. Notre Dame, 138 vs. Arkansas	
5.	4	Charles Scott	2008
		160 vs. Appalachian State, 102 vs. North Texas, 132 at #10 Auburn, 141 vs. Mississippi State	
	4	Justin Vincent	2003
		105 at Ole Miss, 112 vs. Arkansas, 201 vs. #5 Georgia^, 117 vs. #1 Oklahoma*	
	4	Steve Van Buren	1943
		144 vs. Georgia, 113 vs. Rice, 114 vs. Texas A&M, 132 vs. Louisiana Army (STU)	
8.	3	Jeremy Hill	2012
		124 vs. #3 South Carolina, 127 at #20 Texas A&M, 107 vs. #1 Alabama	
	3	Joseph Addai	2005
		102 at Vanderbilt, 156 vs. #11 Florida, 105 vs. #16 Auburn	
	3	Cecil Collins	1997
		172 at Mississippi State, 232 vs. #12 Auburn, 179 vs. Akron	
	3	Kevin Faulk	1996
		117 at Ole Miss, 148 vs. Tulane, 125 at Arkansas	

3	Dalton Hilliard	1984	
	152 at #16 Kentucky, 164 vs. Notre Dame, 118 vs. Ole Miss		
3	Terry Robiskie	1976	
	107 vs. Vanderbilt, 126 at Kentucky, 129 vs. Ole Miss		
3	Don Schwab	1964	
	102 vs. Mississippi State, 104 at Tulane, 136 vs. Florida		
15.	2	Derrius Guice	2016
		285 at Texas A&M, 138 vs. Louisville*	
	2	Derrius Guice	2016
		163 vs. Missouri, 162 vs. Southern Miss	
2	Jeremy Hill	2013	
	145 vs. Arkansas, 216 vs. Iowa*		
2	Jeremy Hill	2013	
	157 at Mississippi State, 121 vs. #17 Florida		
2	Jeremy Hill	2013	
	117 vs. Kent State, 185 vs. Auburn		
2	Alfred Blue	2012	
	123 vs. North Texas, 101 vs. Washington		
2	Stevan Ridley	2010	
	116 at #22 West Virginia, 123 vs. Tennessee		
2	Charles Scott	2008	
	144 vs. #9 Georgia, 114 vs. Tulane		
2	Jacob Hester	2007	
	126 vs. Arkansas, 120 vs. #14 Tennessee^		
2	LaBrandon Toefield	2001	
	173 vs. #24 Arkansas, 120 vs. #25 Auburn		
2	Rondell Mealey	1999	
	158 vs. San Jose State, 118 vs. North Texas		
2	Kevin Faulk	1998	
	201 vs. Alabama, 108 at #10 Notre Dame		
2	Rondell Mealey	1997	
	129 vs. #12 Auburn, 103 vs. Akron		
2	Kevin Faulk	1996	
	138 vs. Kentucky, 170 vs. Mississippi State		
2	Kevin Faulk	1995-96	
	234 vs. Michigan State*, vs. Houston		
2	Jermaine Sharp	1994	
	142 at Tulane, 111 at Arkansas		

2	Harvey Williams	1990
	214 vs. Kentucky, 100 at #12 Florida State	
2	Dalton Hilliard	1985
	174 at Tulane, 170 vs. East Carolina	
2	Dalton Hilliard	1985
	148 at North Carolina, 151 vs. Colorado State	
2	Dalton Hilliard	1984
	166 vs. Wichita State, 145 vs. Arizona	
2	Garry James	1982
	116 vs. #7 Florida State, 166 vs. Tulane	
2	Hokie Gajan	1979
	104 vs. Kentucky, 106 vs. #8 Florida State	
2	Charles Alexander	1977
	170 vs. #9 Florida, 183 at Vanderbilt	
2	Charles Alexander	1976-77
	141 vs. Utah, 117 at Indiana	
2	Chris Dantin	1972
	115 vs. Wisconsin, 119 at Rice	
2	Jim Dousay	1967
	102 vs. Mississippi State, 145 vs. Tulane	
2	Billy Baggett	1950
	192 vs. Ole Miss, 101 at Vanderbilt	

^ = Denotes SEC Championship Game; * - Denotes bowl game

CONSECUTIVE 100-YARD RUSHING GAMES

PLAYER	YEAR	STREAK
Leonard Fournette	2014-15	9
Charles Alexander	1977-78	9
Leonard Fournette	2016-15	7
Kevin Faulk	1997	5
Charles Scott	2008	4
Justin Vincent	2003	4
Steve Van Buren	1943	4
Jeremy Hill	2012	3
Joseph Addai	2005	3
Cecil Collins	1997	3
Kevin Faulk	1996	3
Dalton Hilliard	1984	3
Terry Robiskie	1976	3
Don Schwab	1964	3

PLAYER	YEAR	STREAK
Derrius Guice	2016 (2x)	2
Jeremy Hill	2013 (3x)	2
Alfred Blue	2012	2
Stevan Ridley	2010	2
Charles Scott	2008	2
Jacob Hester	2007	2
LaBrandon Toefield	2001	2
Rondell Mealey	1999	2
Kevin Faulk	1998	2
Rondell Mealey	1997	2
Kevin Faulk	1996	2
Kevin Faulk	1995-96	2
Jermaine Sharp	1994	2
Harvey Williams	1990	2

PLAYER	YEAR	STREAK
Dalton Hilliard	1985 (2x)	2
Dalton Hilliard	1984	2
Garry James	1982	2
Hokie Gajan	1979	2
Charles Alexander	1977	2
Charles Alexander	1976-77	2
Chris Dantin	1972	2
Jim Dousay	1967	2
Billy Baggett	1950	2

SAME GAME 100-YARD RUSHING PERFORMANCES

NAMES (YARDS)	OPPONENT	COMBINED ATT./YDS.
Derrius Guice (17/163) and Darrel Williams (21/130)	Missouri, 2016	38/293
Derrius Guice (16/161) and Leonard Fournette (20/158)	South Carolina, 2015	36/319
Leonard Fournette (19/146) and Anthony Jennings (14/119)	Texas A&M, 2014	33/265
Jeremy Hill (14/143) and Terrence Magee (7/108)	Furman, 2013	21/251
Jeremy Hill (11/117) and Terrence Magee (9/108)	Kent State, 2013	20/225
Kenny Hilliard (13/141) and Alfred Blue (16/123)	North Texas, 2012	29/264
Stevan Ridley (24/105) and Spencer Ware (10/102)	Texas A&M, 2010*	34/207
Stevan Ridley (22/123) and Jordan Jefferson (5/100)	Tennessee, 2010	27/223
Alley Broussard (26/250) and Joseph Addai (14/107)	Ole Miss, 2004	40/357
Rondell Mealey (13/118) and Domanick Davis (17/109)	North Texas, 1999	30/227
Kevin Faulk (28/212) and Rondell Mealey (13/131)	Kentucky, 1997	41/343
Kevin Faulk (25/172) and Herb Tyler (17/101)	Ole Miss, 1997	42/273
Cecil Collins (20/179) and Rondell Mealey (15/103)	Akron, 1997	35/282
Kevin Faulk (21/246) and Rondell Mealey (14/161)	Houston, 1996	35/407
Harvey Williams (24/133) and Sam Martin (11/109)	Georgia, 1986	35/242
Dalton Hilliard (17/166) and Garry James (21/122)	Wichita State, 1984	38/288
Dalton Hilliard (36/183) and Garry James (20/116)	Florida State, 1982	56/299
Dalton Hilliard (18/133) and Garry James (12/128)	Oregon State, 1982	30/261
Charles Alexander (24/144) and Hokie Gajan (21/121)	Rice, 1978	45/265
Charles Alexander (31/170) and Jerry Murphree (25/105)	Florida, 1977	56/275
Charles Alexander (16/138) and Terry Robiskie (24/129)	Ole Miss, 1976	40/267
Brad Davis (23/117) and Steve Rogers (22/106)	Tulane, 1974	55/223
Paul Lyons (19/139) and Arthur Cantrelle (11/101)	Wisconsin, 1971	30/240
Nelson Stokley (15/114) and Joe Labruzzo (14/100)	Kentucky, 1965	29/214
Joe Labruzzo (12/109) and Don Schwab (16/102)	TCU, 1963	28/211
Billy Cannon (22/122) and Johnny Robinson (17/115)	Tennessee, 1959	39/237
Vincent Gonzales (23/112) and O.K. Ferguson (24/102)	Florida, 1955	47/214
Levi Johns (21/111) and Vincent Gonzales (18/100)	Texas Tech, 1954	39/211
Dan Sandifer (11/113) and Gene Knight (18/103)	Miami (Fla.), 1946	29/216
Gene Knight (13/123) and Bill Montgomery (11/113)	Ole Miss, 1945	24/236

* - denotes bowl game

1,000-YARD RUSHERS • SEASON

PLAYER	YEAR	YARDS	CARRIES	AVG	GAMES TO 1,000
Leonard Fournette	2015	1,953	300	6.5	5
Charles Alexander	1977	1,686	311	5.4	7
Jeremy Hill *	2013	1,401	203	6.9	10
Derrius Guice	2016	1,387	183	7.6	11
Kevin Faulk	1996	1,282	248	5.2	9
Kevin Faulk	1998	1,279	229	5.6	9
Dalton Hilliard	1984	1,268	254	5.0	9
Charles Scott	2008	1,174	217	5.4	10
Charles Alexander	1978	1,172	281	4.2	10
Stevan Ridley	2010	1,147	249	4.6	12
Kevin Faulk *	1997	1,144	205	5.6	8
Dalton Hilliard	1985	1,134	258	4.4	11
Terry Robiskie	1976	1,117	224	5.0	10
Jacob Hester	2007	1,103	225	4.9	13
Leonard Fournette	2014	1,034	187	5.5	13
Justin Vincent	2003	1,001	154	6.5	14
Harvey Williams	1987	1,001	154	6.5	11

* Faulk did not play against Mississippi State and Auburn in 1997; Hill did not play versus TCU in 2013.

1,000-YARD RUSHERS • CAREER

PLAYER (YEARS)	YARDS
Kevin Faulk (1995-98)	4,557
Dalton Hilliard (1982-85)	4,050
Charles Alexander (1975-78)	4,035
Leonard Fournette (2014-16)	3,830
Harvey Williams (1986-90)	2,860
Joseph Addai (2001-05)	2,576
Terry Robiskie (1973-76)	2,517
Charles Scott (2006-09)	2,317
Rondell Mealey (1996-99)	2,238
Garry James (1982-85)	2,217
Brad Davis (1972-74)	2,163
Jeremy Hill (2012-13)	2,156
LaBrandon Toefield (2000-02)	2,149
Domanick Davis (1999-02)	2,056
Justin Vincent (2003-06)	2,021
Billy Cannon (1957-59)	1,867
Derrius Guice (Active)	1,823

PLAYER (YEARS)	YARDS
Eddie Fuller (1986-89)	1,816
Jacob Hester (2004-07)	1,780
Keiland Williams (2006-09)	1,699
Art Cantrelle (1969-71)	1,644
Hokie Gajan (1977-80)	1,563
Kenny Hilliard (2011-14)	1,557
Alley Broussard (2003-06)	1,537
Chris Dantin (1970-72)	1,502
Gene Knight (1943-46)	1,491
Don Schwab (1963-65)	1,424
Stevan Ridley (2008-10)	1,419
Michael Ford (2011-12)	1,392
Sammy Martin (1984-97)	1,359
Billy Baggett (1948-50)	1,334
Terrence Magee (2011-14)	1,330
Jimmy Taylor (1956-57)	1,314
Tommy Allen (1966-68)	1,284

LONGEST RUSHING TOUCHDOWNS

1.	96	Derrius Guice vs. Arkansas	2016
2.	94	Sal Nicolo vs. Rice	1952
	94	Jesse Fatheree vs. Georgia	1935
4	90	Cotton Milner vs. Auburn	1936
5.	89	Leonard Fournette vs. Notre Dame	2014
6.	88	Adrian Dodson vs. Tulane	1940
7.	87	Leonard Fournette vs. South Carolina	2015
	87	Jacob Hester vs. Louisiana Tech	2007
	87	Justin Vincent vs. Georgia	2003
10.	86	Jeff Burkett vs. Georgia Navy	1942
11.	83	Jordan Jefferson vs. Tennessee	2010
12.	81	Kevin Faulk vs. Idaho	1998
	81	Ripper Rowan vs. Alabama	1944
14.	80	Kevin Faulk vs. Houston	1996
15.	79	D.J. Chark vs. Texas Tech	2015

YEAR-BY-YEAR INDIVIDUAL 100-YARD RUSHING GAMES

1937	1	1959	2	1981	0	2003	8
1938	0	1960	0	1982	7	2004	4
1939	0	1961	3	1983	4	2005	5
1940	1	1962	0	1984	7	2006	2
1941	1	1963	4	1985	5	2007	5
1942	2	1964	3	1986	2	2008	6
1943	6	1965	3	1987	3	2009	2
1944	0	1966	0	1988	2	2010	6
1945	5	1967	3	1989	1	2011	4
1946	2	1968	0	1990	4	2012	8
1947	2	1969	3	1991	2	2013	10
1948	0	1970	2	1992	2	2014	8
1949	3	1971	3	1993	1	2015	11
1950	2	1972	2	1994	4	2016	11
1951	2	1973	2	1995	5	TOTAL	288
1952	2	1974	3	1996	9		
1953	2	1975	1	1997	13		
1954	2	1976	7	1998	5		
1955	3	1977	11	1999	3		
1956	2	1978	8	2000	3		
1957	3	1979	3	2001	5		
1958	2	1980	2	2002	3		



Tommy Hodson



Josh Booty



Rohan Davey

ATTEMPTS

GAME

1.	58	Josh Booty vs. Auburn (29 comp., 285 yards)	1999
2.	51	Brandon Harris vs. Ole Miss (26 comp., 324 yards)	2015
	51	Jeff Wickersham vs. Mississippi State (33 comp., 368 yards)	1983
4.	49	Tommy Hodson vs. Tennessee (31 comp., 438 yards)	1989
5.	45	Marcus Randall vs. Texas (19 comp., 193 yards)	2003
	45	Josh Booty vs. Georgia (19 comp., 280 yards)	1999
	45	Jamie Howard vs. Florida (17 comp., 215 yards)	1995
	45	Tommy Hodson vs. Ohio State (25 comp., 267 yards)	1987
9.	44	Rohan Davey vs. Alabama (35 comp., 528 yards)	2001
	44	Jesse Daigle vs. Mississippi State (25 comp., 394 yards)	1991

SEASON

1.	367	Rohan Davey (217 comp., 3,347 yards)	2001
2.	359	Matt Flynn (202 comp., 2,407 yards)	2007
3.	358	Matt Mauck (229 comp., 2,825 yards)	2003
4.	352	Zach Mettenberger (207 comp., 2,609 yards)	2012
5.	346	Jeff Wickersham (209 comp., 2,145 yards)	1985
6.	342	JaMarcus Russell (232 comp., 3,129 yards)	2006
7.	337	Jeff Wickersham (193 comp., 2,542 yards)	1983
8.	333	Josh Booty (162 comp., 1,830 yards)	1999
9.	317	Tommy Hodson (183 comp., 2,655 yards)	1989
10.	312	Jeff Wickersham (178 comp., 2,165 yards)	1984

CAREER

1.	1,163	Tommy Hodson (674 comp., 9,115 yards)	1986-89
2.	1,005	Jeff Wickersham (587 comp., 6,921 yards)	1982-85
3.	934	Jamie Howard (459 comp., 6,158 yards)	1992-95
4.	797	JaMarcus Russell (493 comp., 6,625 yards)	2004-06
5.	715	Herb Tyler (434 comp., 5,876 yards)	1995-98
6.	718	Jordan Jefferson (397 comp., 4,733 yards)	2008-11
7.	659	Zach Mettenberger (407 comp., 5,783 yards)	2011-13
8.	623	Josh Booty (307 comp., 3,951 yards)	1999-2000
9.	615	Alan Risher (381 comp., 4,585 yards)	1980-82
10.	565	Jarrett Lee (317 comp., 3,949 yards)	2008-11

COMPLETIONS

GAME

1.	35	Rohan Davey vs. Alabama (44 atts., 528 yards)	2001
2.	33	Jeff Wickersham vs. Mississippi State (51 atts., 368 yards)	1983
3.	31	Tommy Hodson vs. Tennessee (49 atts., 438 yards)	1989
	31	Jeff Wickersham vs. Notre Dame (42 atts., 294 yards)	1985
5.	29	Josh Booty vs. Auburn (58 atts., 285 yards)	1999
	29	Jeff Wickersham vs. Florida (42 atts., 271 yards)	1984
7.	28	Chad Loup vs. Arkansas (43 atts., 339 yards)	1993
8.	27	Rohan Davey vs. Kentucky (38 atts., 383 yards)	2001
9.	26	Brandon Harris vs. Ole Miss (51 att., 324 yards)	2015
	26	Rohan Davey vs. Middle Tennessee (37 atts., 318 yards)	2001

SEASON

1.	232	JaMarcus Russell (342 atts., 3,129 yards)	2006
2.	229	Matt Mauck (358 atts., 2,825 yards)	2003
3.	217	Rohan Davey (367 atts., 3,347 yards)	2001
4.	209	Jeff Wickersham (346 atts., 2,145 yards)	1985
5.	207	Zach Mettenberger (352 atts., 2,609 yards)	2012
6.	202	Matt Flynn (359 atts., 2,407 yards)	2007
7.	193	Jeff Wickersham (337 atts., 2,542 yards)	1983
8.	192	Zach Mettenberger (296 atts., 3,082 yards)	2013
9.	188	JaMarcus Russell (311 atts., 2,443 yards)	2005
10.	183	Tommy Hodson (317 atts., 2,655 yards)	1989

CAREER

1.	674	Tommy Hodson (1,163 atts., 9,115 yards)	1986-89
2.	587	Jeff Wickersham (1,005 atts., 6,921 yards)	1982-85
3.	493	JaMarcus Russell (797 atts., 6,625 yards)	2004-06
4.	459	Jamie Howard (934 atts., 6,158 yards)	1992-95
5.	434	Herb Tyler (715 atts., 5,876 yards)	1995-98
6.	407	Zach Mettenberger (659 atts., 5,783 yards)	2011-13
7.	397	Jordan Jefferson (678 atts., 4,733 yards)	2008-11
8.	381	Alan Risher (615 atts., 4,585 yards)	1980-82
9.	317	Jarrett Lee (565 atts., 3,949 yards)	2008-11
10.	310	Matt Mauck (529 atts., 3,831 yards)	2001-03

CONSECUTIVE COMPLETIONS

1.	14	JaMarcus Russell (vs. Mississippi State)	2006
	14	Matt Mauck (vs. Louisiana Tech)	2003
	14	Chad Loup (vs. Arkansas)	1993
4.	12	Zach Mettenberger (at Mississippi State)	2013
	12	Tommy Hodson (at Tennessee)	1988
	12	Jeff Wickersham (at Tulane)	1985
	12	Alan Risher (vs. Rice)	1981
8.	11	Rohan Davey (vs. Western Carolina)	2000

COMPLETION PERCENTAGE

GAME

1.	100.0	Fred Haynes vs. Baylor (9-9)	1968
	100.0	Matt Flynn vs. North Texas (7-7)	2005
	100.0	Jordan Jefferson at Ole Miss (7-7)	2011
(Min. 10 atts.)			
1.	100.0	Rohan Davey vs. Western Carolina (11-11)	2000
2.	91.7	Nelson Stokley vs. Mississippi State (11-12)	1967
3.	90.9	Matt Mauck vs. Arizona (10-11)	2003
(Min. 20 atts.)			
1.	90.0	JaMarcus Russell vs. Mississippi State (18-20)	2006
	90.0	Matt Mauck vs. Louisiana Tech (18-20)	2003
3.	87.5	JaMarcus Russell vs. Mississippi State (21-24)	2005
4.	86.2	Zach Mettenberger vs. Mississippi State (25-29)	2013
5.	80.8	Alan Risher at Ole Miss (21-26)	1981

SEASON

(Min. 50 atts.)

1.	67.8	JaMarcus Russell (232-342)	2006
2.	65.2	Herb Tyler (45-69)	1995
3.	64.9	Zach Mettenberger (192-296)	2013
4.	64.4	Rohan Davey (38-59)	2000
5.	64.0	Matt Mauck (229-358)	2003
	64.0	Nelson Stokley (32-50)	1965
7.	63.7	Alan Risher (149-234)	1982
8.	63.0	Marcus Randall (102-162)	2004
	63.0	Alan Risher (150-238)	1981
10.	62.3	Jarrett Lee (104-167)	2011

CAREER

(Min. 400 atts.)

1.	62.0	Alan Risher (381-615)	1980-82
2.	61.9	JaMarcus Russell (493-797)	2004-06
3.	61.7	Zach Mettenberger (407-659)	2011-13
4.	60.7	Herb Tyler (434-715)	1995-98
5.	59.8	Rohan Davey (286-478)	1998-2001
6.	58.6	Matt Mauck (310-529)	2001-03
7.	58.4	Jeff Wickersham (587-1,005)	1982-85
8.	58.0	Tommy Hodson (674-1,163)	1986-89
9.	57.8	Jordan Jefferson (397-687)	2008-11
10.	57.1	Chad Loup (267-468)	1990-93

YARDS GAINED

GAME

1.	528	Rohan Davey vs. Alabama (35-44)	2001
2.	438	Tommy Hodson vs. Tennessee (31-49)	1989
3.	394	Jesse Daigle vs. Mississippi State (25-44)	1991
4.	383	Rohan Davey vs. Kentucky (27-38)	2001
5.	381	Tommy Hodson vs. Ole Miss (18-30)	1989
6.	372	Zach Mettenberger vs. Georgia (23-27)	2013
7.	368	Jeff Wickersham vs. Mississippi State (33-51)	1983
8.	359	Rohan Davey vs. Arkansas (19-33)	2001
9.	356	Rohan Davey vs. Tennessee (21-43)	2001
	356	Jamie Howard vs. Rice (15-23)	1995

SEASON

1.	3,347	Rohan Davey (217-367)	2001
2.	3,129	JaMarcus Russell (232-343)	2006
3.	3,082	Zach Mettenberger (192-296)	2013
4.	2,825	Matt Mauck (229-358)	2003
5.	2,655	Tommy Hodson (183-317)	1989
6.	2,609	Zach Mettenberger (207-352)	2012
7.	2,542	Jeff Wickersham (193-337)	1983
8.	2,443	JaMarcus Russell (188-311)	2005
9.	2,407	Matt Flynn (202-359)	2007
10.	2,261	Tommy Hodson (175-288)	1986

CAREER

1.	9,115	Tommy Hodson (674-1,163)	1986-89
2.	6,921	Jeff Wickersham (587-1,005)	1982-85
3.	6,625	JaMarcus Russell (493-797)	2004-06
4.	6,158	Jamie Howard (459-934)	1992-95
5.	5,876	Herb Tyler (434-715)	1995-98
6.	5,783	Zach Mettenberger (407-659)	2011-13
7.	4,733	Jordan Jefferson (397-678)	2008-11
8.	4,585	Alan Risher (381-615)	1980-82
9.	4,415	Rohan Davey (286-478)	1998-2001
10.	3,951	Josh Booty (307-623)	1999-2000

TOUCHDOWN PASSES

GAME

1.	5	Zach Mettenberger vs. UAB	2013
2.	4	Matt Flynn vs. Ohio State	2008
	4	Matt Mauck vs. Western Illinois	2003
	4	Matt Mauck vs. Louisiana Tech	2003
	4	Matt Mauck vs. Arkansas	2003
	4	Rohan Davey vs. Tennessee	2000
	4	Josh Booty vs. Alabama	2000
	4	Herb Tyler vs. Akron	1997
	4	Jamie Howard vs. Rice	1995
	4	Tommy Hodson vs. Ohio	1989
	4	Tommy Hodson vs. Tennessee	1989
	4	Steve Ensminger vs. Rice	1977



JaMarcus Russell

SEASON

1.	28	JaMarcus Russell	2006
	28	Matt Mauck	2003
3.	22	Zach Mettenberger	2013
	22	Tommy Hodson	1989
5.	21	Matt Flynn	2007
6.	19	Tommy Hodson	1986
7.	18	Rohan Davey	2001
	18	Herb Tyler	1998
9.	17	Josh Booty	2000
	17	Jordan Jefferson	2009
	17	Alan Risher	1982

CAREER

1.	69	Tommy Hodson	1986-89
2.	52	JaMarcus Russell	2004-06
3.	40	Herb Tyler	1995-98
4.	37	Matt Mauck	2001-03
5.	35	Zach Mettenberger	2011-13
6.	34	Jamie Howard	1992-95
	34	Jordan Jefferson	2008-11
8.	32	Jarrett Lee	2008-11
9.	31	Matt Flynn	2004-07
	31	Alan Risher	1980-82

CONSECUTIVE ATTEMPTS WITHOUT INTERCEPTION

GAME

1.	49	Tommy Hodson vs. Tennessee	1989
2.	44	Jesse Daigle vs. Mississippi State	1991
3.	43	Rohan Davey vs. Tennessee	2001
4.	40	Tommy Hodson vs. Ohio State	1988
5.	39	Marcus Randall vs. Texas	2003
	39	Tommy Hodson vs. Ole Miss	1986

CAREER

1.	137	Alan Risher	1982
2.	131	Jarrett Lee	2010-11
3.	130	Zach Mettenberger	2012
4.	125	Rohan Davey	2000-01
5.	124	Marcus Randall	2002-03
6.	105	Tommy Hodson	1987-88



Herb Tyler

LONGEST PASSES

1.	*94	Anthony Jennings to Travin Dural vs. Sam Houston State	2014
2.	82	Steve Enslinger to Carlos Carson vs. Georgia	1978
3.	81	Jamie Howard to Brett Bech vs. Ole Miss	1994
4.	*80	Danny Etling to DJ Chark vs. Southern Miss	2016
	*80	Anthony Jennings to Travin Dural vs. Wisconsin	2014
	*80	Josh Booty to Reggie Robinson vs. Western Carolina	2000
	*80	Tommy Hodson to Sammy Martin vs. Rice	1987
	*80	Jeff Wickersham to Eric Martin vs. Alabama	1983
	*80	Norm Stevens to Al Doggett vs. Kentucky	1952
	*80	Y.A. Tittle to Dan Sandifer vs. Georgia Tech	1946
11.	*79	Chad Loup to Todd Kinchen vs. Texas A&M	1990
12.	*76	Jamie Howard to Brett Bech vs. Auburn	1994
	*76	Alan Risher to Orlando McDaniel vs. Florida State	1981

*-Denotes Touchdown




Jeff Wickersham

PASS YARDS GAINED PER PLAY:

GAME

(Min. 20 plays)

1.	15.4	Jamie Howard vs. Rice (356 yards • 23 plays)	1995
2.	14.6	JaMarcus Russell vs. Mississippi State (321 yards • 22 plays)	2006
3.	13.7	Zach Mettenberger vs. Furman (328 yards • 24 plays)	2013
4.	11.6	Danny Etling vs. Texas A&M (324 yards • 28 plays)	2016
5.	11.4	Rohan Davey vs. Alabama (540 yards • 47 plays)	2001
6.	11.3	Brandon Harris vs. Texas Tech 2015* (261 yards • 23 plays)	



Warren Rabb



Jamie Howard



Zach Mettenberger

YARDS PER GAME

SEASON			
1.	279.2	Rohan Davey (3,351 • 12 games)	2001
2.	256.8	Zach Mettenberger (3,082 • 12 games)	2013
3.	240.7	JaMarcus Russell (3,129 • 13 games)	2006
4.	236.7	Tommy Hodson (2,604 • 11 games)	1989
5.	221.5	Jeff Wickersham (2,436 • 11 games)	1983
6.	220.0	Herb Tyler (2,200 • 10 games)	1998
7.	212.2	Josh Booty (2,121 • 10 games)	2000
8.	208.7	Matt Mauck (2,922 • 14 games)	2003
9.	203.6	JaMarcus Russell (2,443 • 12 games)	2005
10.	201.8	Tommy Hodson (2,219 • 11 games)	1986

CAREER

1.	203.1	Tommy Hodson (8,938 • 44 games)	1986-89
2.	197.5	Josh Booty (3,951 • 20 games)	1999-2000
3.	190.6	Danny Etling (1,906 • 10 games)	2016
4.	184.8	Herb Tyler (6,654 • 36 games)	1995-98
5.	184.0	JaMarcus Russell (6,625 • 36 games)	2004-06
6.	182.3	Zach Mettenberger (5,470 • 30 games)	2011-13
7.	181.6	Matt Mauck (4,176 • 23 games)	2001-03
8.	179.7	Rohan Davey (4,492 • 25 games)	1998-2001
9.	176.4	Jeff Wickersham (6,705 • 38 games)	1982-85
10.	155.4	Alan Risher (5,127 • 33 games)	1980-82

WINS BY A STARTING QUARTERBACK

1.	31	Tommy Hodson (31-14-1)	1986-89
2.	27	Herb Tyler (27-11)	1995-98
3.	25	JaMarcus Russell (25-4)	2004-06
	25	Warren Rabb (25-7)	1957-59
5.	24	Jordan Jefferson (24-8)	2008-11
6.	23	Y.A. Tittle (23-11-3)	1944-47

300-YARD PASSING GAMES

SEASON			
1.	6	Rohan Davey	2001
2.	3	Zach Mettenberger	2013
3.	2	Matt Flynn	2007
	2	JaMarcus Russell	2006
	2	Matt Mauck	2003
	2	Jamie Howard	1995
	2	Tommy Hodson	1989
	2	Jeff Wickersham	1983

CAREER

1.	7	Rohan Davey	1998-2001
2.	3	Zach Mettenberger	2011-13
	3	Jamie Howard	1992-95
4.	2	Matt Flynn	2004-07
	2	JaMarcus Russell	2004-06
	2	Matt Mauck	2001-03
	2	Tommy Hodson	1986-89
	2	Jeff Wickersham	1982-85

500-YARD PASSING GAMES

NAME	OPPONENT	YARDS
Rohan Davey	Alabama, 2001	528

400-YARD PASSING GAMES

NAME	OPPONENT	YARDS
Rohan Davey	Illinois, 2001*	444
Tommy Hodson	Tennessee, 1989	438

300-YARD PASSING GAMES (26)


NAME	OPPONENT	YARDS
Jesse Daigle	Mississippi State, 1991	394
Rohan Davey	Kentucky, 2001	383
Tommy Hodson	Ole Miss, 1989	381
Zach Mettenberger	Georgia, 2013	372
Jeff Wickersham	Mississippi State, 1983	368
Rohan Davey	Arkansas, 2001	359
Rohan Davey	Tennessee, 2001	356
Jamie Howard	Rice, 1995	356
Matt Flynn	Alabama, 2007	353
Jeff Wickersham	Alabama, 1983	344
Brandon Harris	Ole Miss, 2015	342
Zach Mettenberger	Mississippi State, 2013	340
Jamie Howard	Florida, 1995	339
Chad Loup	Arkansas, 1993	336
JaMarcus Russell	Notre Dame, 2006*	332
JaMarcus Russell	Mississippi State, 2006	330
Zach Mettenberger	Furman, 2013	328
Marcus Randall	Troy, 2004	328
Danny Etling	Texas A&M, 2016	324
Matt Flynn	Auburn, 2007	319
Rohan Davey	Middle Tennessee, 2001	318
Rohan Davey	Tennessee, 2000	318
Jamie Howard	Southern Miss, 1994	314
Matt Mauck	Louisiana Tech, 2003	311
Alan Risher	Mississippi State, 1982	308
Matt Mauck	Western Illinois, 2003	305

CONSECUTIVE 300-YARD PASSING GAMES

1.	3	Rohan Davey	2001
		528 at Alabama, 318 vs. Middle Tennessee, 359 vs. #24 Arkansas	
2.	2	Zach Mettenberger	2013
		372 at #9 Georgia, 340 at Mississippi State	
	2	Matt Flynn	2007
		319 vs. #18 Auburn, 353 at #17 Alabama	
	2	Tommy Hodson	1989
		438 vs. #11 Tennessee, 381 at Ole Miss	
	2	Jeff Wickersham	1983
		344 vs. #19 Alabama, 368 vs. Mississippi State	

200-YARD PASSING GAMES (146)

NAME	OPPONENT	YARDS
Tommy Hodson	Ohio State, 1988	299
Zach Mettenberger	Alabama, 2012	298
Ryan Perrilloux	Middle Tennessee, 2007	298
Jeff Wickersham	Notre Dame, 1985	294
Josh Booty	Western Carolina, 2000	291
Josh Booty	Ole Miss, 2000	290
Jarrett Lee	Georgia, 2008	287
Alan Risher	Florida State, 1982	287
Brandon Harris	Western Kentucky, 2015	286
JaMarcus Russell	Vanderbilt, 2005	285
Josh Booty	Auburn, 1999	285
Tommy Hodson	Kentucky, 1989	283
Zach Mettenberger	UAB, 2013	282
Zach Mettenberger	Ole Miss, 2012	282
Josh Booty	Georgia, 1999	280
Jamie Howard	Auburn, 1994	280
Danny Etling	Southern Miss, 2016	276
Josh Booty	Alabama, 2000	275
Zach Mettenberger	Ole Miss, 2013	274
Jeff Wickersham	Florida State, 1983	274
Zach Mettenberger	Mississippi State, 2012	273
Brandon Harris	Arkansas, 2015	271
Jamie Howard	South Carolina, 1995	271
Jeff Wickersham	Florida, 1984	271
Jeff Wickersham	Florida, 1983	271
JaMarcus Russell	Auburn, 2006	269
Chad Loup	Florida, 1990	269
Herb Tyler	Kentucky, 1998	268
Tommy Hodson	Ohio State, 1987	267
Tommy Hodson	Tulane, 1989	265
Zach Mettenberger	Kent State, 2013	264
Marcus Randall	Kentucky, 2002	264
Jeff Wickersham	Vanderbilt, 1985	262
Jarrett Lee	Mississippi State, 2008	261
Jeff Wickersham	Washington, 1983	259
Matt Flynn	Tulane, 2007	258
Chad Loup	Kentucky, 1991	257
Josh Booty	Ole Miss, 1999	256
Rohan Davey	Mississippi State, 2001	255
Herb Tyler	Ole Miss, 1996	255
Tommy Hodson	Kentucky, 1986	255
Jordan Jefferson	Ole Miss, 2010	254
Jeff Wickersham	Ole Miss, 1984	254
JaMarcus Russell	Louisiana-Lafayette	253
Rohan Davey	Tulane, 2001	253
Zach Mettenberger	TCU, 2013	251
Matt Mauck	Alabama, 2003	251
Tommy Hodson	Ole Miss, 1986	251
Tommy Hodson	North Carolina, 1986	251
Jordan Jefferson	Ole Miss, 2009	250
Tommy Hodson	Ole Miss, 1988	249
Jamie Howard	Mississippi State, 1993	248
Tommy Hodson	Notre Dame, 1986	248
Jeff Wickersham	Mississippi State, 1985	248
JaMarcus Russell	Tennessee, 2006	247
Jamie Howard	Ole Miss, 1994	247
Josh Booty	Mississippi State, 2000	246



Matt Flynn



Matt Mauck



Alan Risher

Tommy Hodson	Tennessee, 1988	246
Rohan Davey	Auburn, 2001	245
JaMarcus Russell	North Texas, 2005	244
Tommy Hodson	Tulane, 1986	244
Alan Risher	Florida, 1981	244
Ryan Perrilloux	Tennessee, 2007	243
Jordan Jefferson	Auburn, 2009	242
Bert Jones	Alabama, 1972	242
Zach Mettenberger	Alabama, 2013	241
Jeff Wickersham	Vanderbilt, 1984	240
Zach Mettenberger	Towson, 2012	238
Tommy Hodson	Miami (Fla.), 1988	238
Matt Flynn	Louisiana Tech, 2007	237
Jamie Howard	Mississippi State, 1994	237
Jeff Wickersham	Tulane, 1984	237
Y.A. Tittle	Tulane, 1944	237
JaMarcus Russell	Florida, 2005	236
Jamie Howard	Utah State, 1993	236
Rohan Davey	Arkansas, 1999	234
Herb Tyler	Florida, 1998	234
Chad Loup	Florida State, 1991	233
JaMarcus Russell	Arizona State, 2005	232
Matt Mauck	Florida, 2003	231
Tommy Hodson	Mississippi State, 1986	231
Tommy Hodson	Cal State Fullerton, 1987	230
Zach Mettenberger	Auburn, 2013	229
JaMarcus Russell	Alabama, 2005	229
Rohan Davey	Utah State, 2001	229
Brandon Harris	South Carolina, 2015	228
JaMarcus Russell	Florida, 2006	228
Tommy Hodson	Rice, 1987	228
JaMarcus Russell	Kentucky, 2006	226
Jamie Howard	Texas A&M, 1994	226
Josh Booty	Kentucky, 2000	225
Matt Mauck	Auburn, 2003	224
Tommy Hodson	South Carolina, 1987	224
Tommy Hodson	Ole Miss, 1987	224
Jamie Howard	Arkansas, 1994	223
Tommy Hodson	Florida, 1987	223
Zach Mettenberger	Idaho, 2012	222
Tommy Hodson	Florida State, 1989	222
Tommy Hodson	Alabama, 1988	222
Tommy Hodson	Kentucky, 1987	222
Jim Barton	Southern Miss, 1951	222
Tommy Hodson	Tulane, 1987	221
Jamie Howard	Auburn, 1995	220
Tommy Hodson	Tulane, 1988	220
Bert Jones	Tulane, 1971	219
Jamie Howard	Kentucky, 1992	218
Danny Etling	Louisville, 2016	217
Matt Flynn	Virginia Tech, 2007	217
JaMarcus Russell	Ole Miss, 2006	217
Danny Etling	Missouri, 2016	216
Jarrett Lee	Troy, 2008	216
Danny Etling	Mississippi State, 2016	215
Matt Mauck	Miami (Ohio), 2002	215
Herb Tyler	Florida, 1996	215
Jamie Howard	Florida, 1995	215
Josh Booty	Auburn, 2000	214
Herb Tyler	Alabama, 1998	214

Jeff Wickersham	Alabama, 1985	214
Jarrett Lee	Mississippi State, 2011	213
Josh Booty	Houston, 1999	213
Herb Tyler	Kentucky, 1997	213
Zach Mettenberger	Arkansas, 2012	217
Jordan Jefferson	Georgia, 2009	212
Herb Tyler	Texas-El Paso, 1997	211
JaMarcus Russell	Fresno State, 2006	210
JaMarcus Russell	Arkansas, 2006	210
Jarrett Lee	Florida, 2008	209
Matt Flynn	Arkansas, 2007	209
Tommy Hodson	Georgia, 1987	209
Norm Stevens	Kentucky, 1952	209
Jordan Jefferson	Arkansas, 2011	208
JaMarcus Russell	Appalachian State, 2005	208
Herb Tyler	North Texas, 1995	208
Tommy Hodson	Mississippi State, 1989	208
JaMarcus Russell	Alabama, 2006	207
Herb Tyler	Idaho, 1998	207
Jeff Wickersham	North Carolina, 1985	206
JaMarcus Russell	Mississippi State, 2005	205
Herb Tyler	Georgia, 1998	205
Danny Etling	Florida, 2016	204
Danny Etling	Ole Miss, 2016	204
Sol Graves	Mississippi State, 1990	204
Marcus Randall	Arkansas, 2002	203
Pat Screen	Alabama, 1965	203
Brandon Harris	Florida, 2015	202
Jordan Jefferson	Penn State, 2009*	202



Josh Reed

CATCHES

GAME

1.	*19	Josh Reed at Alabama (293 yards)	2001
2.	14	Josh Reed vs. Illinois (239 yards)	2001
	14	Wendell Davis vs. Ole Miss (208 yards)	1986
4.	13	Jerel Myers vs. Auburn (153 yards)	1999
5.	12	Brandon LaFell vs. Troy (126 yards)	2008
	12	Michael Clayton at Alabama (130 yards)	2003
7.	11	Michael Clayton vs. Western Illinois (162 yards)	2003
	11	Wendell Davis at Georgia (123 yards)	1987
	11	Charles Alexander at Kentucky (94 yards)	1978
	11	Tommy Morel vs. Mississippi State (152 yards)	1967
11.	10	Jarvis Landry at Georgia (156 yards)	2013
	10	Josh Reed at Mississippi State (146 yards)	2001
	10	Josh Reed vs. Auburn (186)	2001
	10	Josh Reed vs. Mississippi State (113 yards)	2000
	10	Reggie Robinson vs. Mississippi State (103 yards)	2000
	10	Larry Foster at Auburn (111 yards)	1998
	10	Abram Booty vs. Arkansas (116 yards)	1997
	10	Alvin Lee at Tennessee (128 yards)	1988
	10	Andy Hamilton vs. Baylor (165 yard)	1970
	10	Tommy Morel at Tulane (103 yards)	1968

* - SEC Record

SEASON

1.	94	Josh Reed (1,740 yards)	2001
2.	80	Wendell Davis (1,244 yards)	1986
3.	78	Michael Clayton (1,079 yards)	2003
4.	77	Jarvis Landry (1,193 yards)	2013
5.	72	Wendell Davis (993 yards)	1987
6.	65	Josh Reed (1,127 yards)	2000
	65	Dwayne Bowe (990 yards)	2006
8.	64	Jerel Myers (854 yards)	1999
9.	63	Brandon LaFell (929 yards)	2008
10.	60	Shedrick Wilson (845 yards)	1995

CAREER

1.	183	Wendell Davis (2,708 yards)	1984-87
2.	182	Michael Clayton (2,582 yards)	2001-03
3.	175	Brandon LaFell (2,517 yards)	2006-09
4.	167	Josh Reed (3,001 yards)	1999-2001
5.	160	Early Doucet (2,046 yards)	2004-07
6.	154	Dwayne Bowe (2,403 yards)	2003-06
7.	152	Eric Martin (2,625 yards)	1981-84
8.	149	Jerel Myers (1,843 yards)	1999-2000
9.	143	Odell Beckham, Jr. (2,340 yards)	2011-13
10.	141	Craig Davis (2,107 yards)	2003-06

YARDS GAINED

GAME

1.	293	Josh Reed at Alabama (19 catches)	2001
2.	248	Todd Kinchen vs. Mississippi State (9 catches)	1991
3.	239	Josh Reed vs. Illinois (14 catches)	2001
4.	209	Eric Martin vs. Alabama (8 catches)	1983
5.	208	Wendell Davis vs. Ole Miss (14 catches)	1986
6.	204	Odell Beckham, Jr. vs. Furman (6 catches)	2013
7.	201	Devery Henderson at Kentucky (5 catches)	2001
	201	Shedrick Wilson vs. Rice (9 catches)	1995
	201	Carlos Carson vs. Rice (5 catches)	1977
10.	195	Eddie Kennison vs. Utah State (6 catches)	1993



Jarvis Landry

SEASON

1.	*1,740	Josh Reed (94 catches)	2001
2.	1,244	Wendell Davis (80 catches)	1986
3.	1,193	Jarvis Landry (77 catches)	2013
4.	1,152	Odell Beckham, Jr. (59 catches)	2013
5.	1,127	Josh Reed (65 catches)	2000
6.	1,079	Michael Clayton (78 catches)	2003
7.	1,064	Eric Martin (52 catches)	1983
8.	993	Wendell Davis (72 catches)	1987
9.	990	Dwayne Bowe (65 catches)	2006
10.	957	Tony Moss (55 catches)	1988

* - SEC Record

CAREER

1.	3,001	Josh Reed (167 catches)	1999-2001
2.	2,708	Wendell Davis (183 catches)	1984-87
3.	2,625	Eric Martin (152 catches)	1981-84
4.	2,582	Michael Clayton (182 catches)	2001-03
5.	2,517	Brandon LaFell (175 catches)	2006-09
6.	2,403	Dwayne Bowe (154 catches)	2003-06
7.	2,340	Odell Beckham, Jr. (143 catches)	2011-13
8.	2,196	Tony Moss (132 catches)	1986-89
9.	2,107	Craig Davis (141 catches)	2003-06
10.	2,046	Early Doucet (160 catches)	2004-07

YARDS PER GAME

SEASON

1.	*145.0	Josh Reed (1,740 • 12 games)	2001
2.	113.1	Wendell Davis (1,244 • 11 games)	1986
3.	102.5	Josh Reed (1,127 • 11 games)	2000
4.	97.0	Eric Martin (1,064 • 11 games)	1983

* - SEC Record

YARDS PER CATCH

GAME

(Min. 5 catches)

1.	40.2	Devery Henderson vs. Kentucky (5/201)	2002
	40.2	Carlos Carson vs. Rice (5/201)	1977
3.	34.0	Odell Beckham, Jr. vs. Furman (6/204)	2013
4.	32.5	Eddie Kennison vs. Utah State (6/195)	1993
5.	31.0	Orlando McDaniel vs. Florida State (5/155)	1981

SEASON

(Min. 25 catches)

1.	22.3	Andy Hamilton (39/870)	1970
2.	21.0	Carlos Carson (27/568)	1978
3.	20.5	Travin Dural (37/758)	2014
	20.5	Eric Martin (52/1,064)	1983

(Min. 50 catches)

1.	20.5	Eric Martin (52/1,064)	1983
2.	19.5	Odell Beckham, Jr. (59/1,152)	2013
3.	18.5	Josh Reed (94/1,740)	2001
4.	17.3	Rueben Randle (53/917)	2011
	17.3	Josh Reed (65/1,127)	2000
6.	16.2	Devery Henderson (53/861)	2003
7.	16.1	Todd Kinchen (53/855)	1991
8.	15.8	Tony Moss (59/934)	1989
9.	15.6	Wendell Davis (80/1,244)	1986
10.	15.5	Jarvis Landry (77/1,193)	2013

(Min. 75 catches)

1.	18.5	Josh Reed (94/1,740)	2001
2.	15.6	Wendell Davis (80/1,244)	1986
3.	15.5	Jarvis Landry (77/1,193)	2013
4.	13.8	Michael Clayton (78/1,079)	2003
	13.8	Wendell Davis (72/993)	1987



Odell Beckham Jr.

TOUCHDOWN CATCHES

GAME

1.	5	Carlos Carson vs. Rice	1977
2.	4	Tony Moss vs. Ohio	1989
3.	3	Travin Dural vs. Sam Houston State	2014
	3	Odell Beckham, Jr. vs. UAB	2013
	3	Terrence Toliver vs. Texas A&M	2010
	3	Dwayne Bowe vs. Kentucky	2006
	3	Devery Henderson at Kentucky	2002
	3	Josh Reed vs. Tennessee	2000
	3	Shedrick Wilson vs. Rice	1995
	3	Wendell Davis at Ole Miss	1987
	3	Wendell Davis vs. South Carolina	1987
	3	Wendell Davis vs. Tulane	1986
	3	Gerald Keigley vs. Auburn	1972
	3	Andy Hamilton vs. Notre Dame	1971
	3	Tommy Morel vs. Mississippi State	1967
	3	Ken Kavanaugh at Holy Cross	1939

SEASON

1.	12	Dwayne Bowe	2006
2.	11	Brandon LaFell	2009
	11	Devery Henderson	2003
	11	Wendell Davis	1986
5.	10	Jarvis Landry	2013
	10	Michael Clayton	2003
	10	Josh Reed	2000
	10	Carlos Carson	1977
9.	9	Dwayne Bowe	2005
	9	Eddie Fuller	1989
	9	Tony Moss	1989

CAREER

1.	26	Dwayne Bowe	2003-06
2.	25	Brandon LaFell	2006-09
3.	21	Michael Clayton	2001-03
4.	20	Early Doucet	2004-07
5.	19	Devery Henderson	2000-03
	19	Wendell Davis	1984-87
7.	18	Andy Hamilton	1969-71
8.	17	Josh Reed	1999-2001
	17	Ken Kavanaugh, Sr.	1937-39
10.	16	Tony Moss	1986-89

CONSECUTIVE GAMES WITH A CATCH

1.	41	Brandon LaFell	2006-09
2.	40	Michael Clayton	2001-03
3.	35	Craig Davis	2004-06
	35	Eric Martin	1982-84
5.	33	Larry Foster	1996-98
6.	32	Eddie Kennison	1993-95
7.	29	Reggie Robinson	1998-2000
8.	28	Dwayne Bowe	2004-06
	28	Josh Reed	1999-2001
10.	27	Odell Beckham Jr.	2011-13
	27	Wendell Davis	1985-87

CONSECUTIVE GAMES WITH RECEIVING TD

1.	7	Jarvis Landry	2012-13
	7	Dwayne Bowe	2005
3.	6	Michael Clayton	2003


Jerel Myers

Dwayne Bowe

Michael Clayton

RECEPTIONS BY A RUNNING BACK

SEASON

1.	50	Garry James	1985
2.	38	Eddie Fuller	1989
3.	35	Jacob Hester	2006
4.	34	Dalton Hilliard	1985
5.	32	Eddie Fuller	1988

CAREER

1.	122	Garry James	1982-85
2.	100	Dalton Hilliard	1982-85
3.	76	Sammy Martin	1984-87
4.	75	Eddie Fuller	1986-89
5.	66	Joseph Addai	2001-05
6.	64	Harvey Williams	1986-90
7.	62	Jacob Hester	2004-07

RECEPTIONS BY A TIGHT END

SEASON

1.	34	Mitch Andrews	1985
2.	34	Malcolm Scott	1981
3.	32	Richard Dickson	2007
4.	31	Richard Dickson	2008
5.	30	David LaFleur	1996
6.	28	Malcolm Scott	1982
7.	27	Brian Kinchen	1986
8.	26	Mitch Andrews	1983
9.	25	Ken Kavanaugh, Jr.	1970
10.	24	Mitch Andrews	1984
	24	Malcolm Scott	1985

CAREER

1.	90	Richard Dickson	2006-09
2.	87	Mitch Andrews	1982-85
3.	75	Malcolm Scott	1979-82
4.	71	David LaFleur	1993-96
5.	59	Robert Royal	1998-01
6.	56	Brad Boyd	1971-74
7.	52	Chris Hill	1992-95
8.	48	Brian Kinchen	1984-87
9.	45	Ken Kavanaugh, Jr.	1968-71
10.	43	Harold Bishop	1990-93

YARDS RECEIVING BY A TIGHT END

SEASON

1.	439	David LaFleur	1996
2.	433	Malcolm Scott	1981
3.	375	Richard Dickson	2007
4.	340	Robert Royal	2000
5.	337	Mitch Andrews	1983

CAREER

1.	952	Richard Dickson	2006-09
2.	881	David LaFleur	1993-96
3.	877	Malcolm Scott	1982-85
4.	865	Mitch Andrews	1982-85
5.	832	Brad Boyd	1972-74

TD RECEPTIONS BY A TIGHT END

SEASON

1.	5	Richard Dickson	2008
	5	Richard Dickson	2007
	5	Robert Royal	2000
	5	Brad Boyd	1972
5.	4	Brian Kinchen	1986
	4	Ken Kavanaugh, Jr.	1971
	4	Billy Hendrix	1958

CAREER

1.	10	Richard Dickson	2006-09
	10	Brad Boyd	1972-74
3.	7	Robert Royal	1998-01
4.	6	Eric Edwards	2000-03
	6	Brian Kinchen	1984-87

QUARTERBACK-RECEIVER TD COMBINATIONS

1.	23	JaMarcus Russell-Dwayne Bowe
2.	21	Tommy Hodson-Wendell Davis
3.	15	Zach Mettenberger-Jarvis Landry
4.	14	Tommy Hodson-Tony Moss
	14	Matt Mauck-Devery Henderson
6.	13	Tommy Hodson-Eddie Fuller
	13	Rohan Davey-Josh Reed
8.	12	JaMarcus Russell-Early Doucet
9.	11	Jordan Jefferson-Brandon LaFell
10.	10	Zach Mettenberger-Odell Beckham, Jr.

100-YARD GAMES

SEASON

1.	11	Josh Reed	2001
2.	6	Josh Reed	2000
	6	Wendell Davis	1987
	6	Wendell Davis	1986
5.	5	Odell Beckham, Jr.	2013
	5	Jarvis Landry	2013
	5	Tony Moss	1988
	5	Eric Martin	1983
	5	Andy Hamilton	1971
10.	4	Rueben Randle	2011
	4	Michael Clayton	2003
	4	Todd Kinchen	1990
	4	Tony Moss	1989
	4	Eric Martin	1982
	4	Andy Hamilton	1970
	4	Tommy Morel	1968

CAREER

1.	18	Josh Reed	1999-2001
2.	13	Wendell Davis	1984-87
3.	11	Eric Martin	1981-84
4.	9	Tony Moss	1986-89
	9	Andy Hamilton	1969-71
6.	8	Todd Kinchen	1989-91
7.	7	Odell Beckham, Jr.	2011-13
	7	Michael Clayton	2001-03
9.	6	Jarvis Landry	2011-13
10.	5	Travin Dural	2013-16
	5	Malachi Dupre	2014-16
	5	Rueben Randle	2009-11
	5	Terrence Toliver	2007-10
	5	Abram Booty	1997-99
	5	Tommy Morel	1966-68

200-YARD RECEIVING GAMES (9)

NAME	OPPONENT	YARDS (REC.)
Josh Reed	Alabama, 2001	293 (19)
Todd Kinchen	Mississippi State, 1991	248 (9)
Josh Reed	Illinois, 2001 *	239 (14)
Eric Martin	Alabama, 1983	209 (8)
Wendell Davis	Ole Miss, 1986	208 (14)
Odell Beckham Jr.	Furman, 2013	204 (6)
Devery Henderson	Kentucky, 2002	201 (5)
Shedrick Wilson	Rice, 1995	201 (9)
Carlos Carson	Rice, 1977	201 (5)

100-YARD RECEIVING GAMES (170)

NAME	OPPONENT	YARDS (REC.)
Eddie Kennison	Utah State, 1993	195 (6)
Josh Reed	Auburn, 2001	186 (10)
Wendell Davis	North Carolina, 1986	184 (9)
Josh Reed	Arkansas, 2001	183 (7)
Odell Beckham Jr.	Mississippi State, 2013	179 (9)
Josh Reed	Ole Miss, 2000	173 (8)
Orlando McDaniel	Mississippi State, 1979	172 (3)
Josh Reed	Auburn, 2000	167 (8)
Andy Hamilton	Iowa State, 1971*	165 (6)
Andy Hamilton	Baylor, 1970	165 (10)
Michael Clayton	Western Illinois, 2003	162 (11)
Andy Hamilton	Tulane, 1971	161 (6)
Josh Reed	Kentucky, 2001	160 (8)
Jarvis Landry	Georgia, 2013	156 (10)
Orlando McDaniel	Florida State, 1981	155 (5)
Reggie Robinson	Arkansas, 1999	154 (5)
Jerel Myers	Auburn, 1999	153 (13)
Abram Booty	Notre Dame, 1998	153 (8)
Andy Hamilton	Notre Dame, 1971	153 (7)
Michael Clayton	Louisiana-Monroe, 2003	152 (6)
Tommy Morel	Mississippi State, 1967	152 (11)
Travin Dural	Wisconsin, 2014	151 (3)
Wendell Davis	Cal State Fullerton, 1987	151 (8)
Brett Bech	Ole Miss, 1994	149 (6)
Andy Hamilton	Ole Miss, 1971	148 (9)
Josh Reed	Mississippi State, 2001	146 (10)
Josh Reed	Tennessee, 2000	146 (7)
Andy Hamilton	Nebraska, 1970*	146 (9)
Todd Kinchen	Miami (Ohio), 1990	145 (5)
Demetrius Byrd	Alabama, 2007	144 (6)
Eric Martin	Kentucky, 1983	143 (7)
Warren Virgets	Vanderbilt, 1950	143 (4)
Travin Dural	Sam Houston State, 2014	140 (3)
Malachi Dupre	Louisville, 2016*	139 (7)
Josh Reed	Western Carolina, 2000	137 (5)
Larry Foster	Kentucky, 1998	137 (5)
Eric Martin	Washington, 1983	137 (7)
Odell Beckham Jr.	UAB, 2013	136 (3)
Josh Reed	Tulane, 2001	135 (6)
Carlos Carson	Georgia, 1978	135 (5)
Rueben Randle	Arkansas, 2011	134 (9)
Brett Bech	Arkansas, 1993	134 (9)
Todd Kinchen	Texas A&M, 1990	133 (5)
Tony Moss	Alabama, 1988	133 (6)
Wendell Davis	Ole Miss, 1987	133 (6)
Travin Dural	Western Kentucky, 2015	132 (3)
Wendell Davis	South Carolina, 1987*	132 (9)
Wendell Davis	Texas A&M, 1986	132 (9)
Michael Clayton	Alabama, 2003	130 (12)
Josh Reed	Alabama, 2000	129 (8)
Eddie Kennison	South Carolina, 1995	129 (9)


**Wendell Davis**

Andy Hamilton	Wisconsin, 1971
Dan Sandifer	Tulane, 1944
Odell Beckham Jr.	Towson, 2012
Alvin Lee	Tennessee, 1988
Tony Moss	Ole Miss, 1988
Rueben Randle	Florida, 2011
Brandon LaFell	Troy, 2008
Michael Clayton	Alabama, 2001
Eric Martin	Mississippi State, 1983
Rueben Randle	Alabama, 2010
Brandon LaFell	Virginia Tech, 2007
Josh Reed	Tennessee, 2001
Scott Ray	Florida, 1992
Carlos Carson	Alabama, 1978
Travin Dural	Mississippi State, 2014
Josh Reed	Utah State, 2001
Jerel Myers	Ole Miss, 1999
Eddie Kennison	Michigan State, 1995*
Josh Reed	Florida, 2001
Larry Foster	Texas-El Paso, 1997
Tony Moss	Ohio, 1989
Wendell Davis	Georgia, 1987
Eric Martin	Mississippi State, 1984
Dwayne Bowe	Iowa, 2004*
Jarvis Landry	Ole Miss, 2013
Rueben Randle	Northwestern State, 2011
Wendell Davis	Notre Dame, 1986
Eric Martin	Florida State, 1982
Malachi Dupre	Mississippi State, 2014
Michael Clayton	Illinois, 2001*
Josh Reed	Middle Tennessee, 2001
Terrence Toliver	Louisiana Tech, 2007
Wendell Davis	Alabama, 1985
Odell Beckham Jr.	Georgia, 2013
Odell Beckham Jr.	TCU, 2013
Todd Kinchen	Florida State, 1991
Jarvis Landry	Auburn, 2013
Terrence Toliver	Washington, 2009
Jerel Myers	Western Carolina, 2000
Sheddrick Wilson	Auburn, 1995
Tony Moss	Florida State, 1989
Tony Moss	Ohio State, 1988
Abram Booty	Arkansas State, 1998
Abram Booty	Arkansas, 1997
Malachi Dupre	Florida, 2015
Early Doucet	Notre Dame, 2006*
Tony Moss	Miami, 1988
Devery Henderson	Mississippi State, 2003
Jerel Myers	Houston, 1999
Jarvis Landry	Arkansas, 2013
Josh Reed	Mississippi State, 2000
Eddie Kennison	Rice, 1995
Odell Beckham Jr.	Arkansas, 2012
Terrence Toliver	Texas A&M, 2010*
Eric Martin	Mississippi State, 1982
Malcolm Scott	Florida State, 1981
Tony Moss	Tulane, 1988
Terrence Toliver	Florida, 2010
Dwayne Bowe	Kentucky, 2006
Larry Foster	Auburn, 1998
Eric Martin	Florida, 1984
Tommy Morel	Mississippi State, 1968
Brett Bech	Arkansas, 1994
Lonny Myles	Kentucky, 1969

**Brandon LaFell**

Tommy Morel	Ole Miss, 1968
Malachi Dupre	Arkansas, 2015
Travin Dural	South Carolina, 2015
Jarvis Landry	TCU, 2013
Jarvis Landry	Mississippi State, 2012
Michael Clayton	Arizona, 2003
Devery Henderson	Florida, 2003
Eric Martin	Kentucky, 1982
Abner Wimberly	Ole Miss, 1948
Abram Booty	Idaho, 1998
Sheddrick Wilson	Florida, 1995
Todd Kinchen	Ole Miss, 1989
Alvin Lee	Ohio State, 1988
Wendell Davis	Georgia, 1986
Eric Martin	Tennessee, 1982
Lee Hedges	Pacific, 1950
Terrence Toliver	Ole Miss, 2009
Rueben Randle	Auburn, 2011
Dwayne Bowe	Fresno State, 2006
Eric Martin	Florida, 1983
Michael Clayton	Kentucky, 2001
Tony Moss	Mississippi State, 1989
Carlos Carson	Rice, 1979
Brett Bech	Auburn, 1994
Chris Hill	Southern Miss, 1994
Herman Fontenot	Vanderbilt, 1984
Dwayne Bowe	Oregon State, 2004
Skyler Green	Louisiana Tech, 2003
Todd Kinchen	Kentucky, 1990
Rogie Magee	Ohio State, 1987
Gerald Keigley	Auburn, 1972
Andy Hamilton	Mississippi State, 1970
Andy Hamilton	Texas A&M, 1970
Lonny Myles	Mississippi State, 1969
Tommy Morel	Tulane, 1968
Tommy Morel	Florida State, 1968
Wendell Davis	Florida, 1987
Reggie Robinson	Mississippi State, 2000
Eddie Fuller	Ole Miss, 1989
Wendell Davis	Mississippi State, 1986
Brandon LaFell	Mississippi State, 2008
Early Doucet	Alabama, 2006
Craig Davis	Mississippi State, 2006
Devery Henderson	Auburn, 2003
Abram Booty	Florida, 1997
Todd Kinchen	Alabama, 1991
Tony Moss	Tulane, 1989
Wendell Davis	Alabama, 1987
Doug Moreau	Texas A&M, 1964
Dilton Richmond	Louisiana Normal, 1942
Brandon LaFell	Mississippi State, 2008
Malachi Dupre	Southern Miss, 2016
Josh Reed	Houston, 1999
Todd Kinchen	Georgia, 1990
Ken Kavanaugh	Vanderbilt, 1939

*- Denotes bowl game

**Eric Martin****CONSECUTIVE 100-YARD RECEIVING GAMES**

1.	6	Josh Reed	2001
		135 vs. Tulane, 124 vs. Utah State, 125 at #7 Tennessee, 123 vs. #2 Florida 160 at Kentucky, 146 at Mississippi State	
2.	4	Josh Reed	2001
		293 at Alabama, 120 vs. Middle Tennessee 183 vs. #24 Arkansas, 186 vs. #25 Auburn	
3.	3	Michael Clayton	2003
		152 vs. Louisiana-Monroe, 109 at Arizona, 162 vs. Western Carolina	
	3	Josh Reed	2000
		113 vs. #13 Mississippi State, 129 at Alabama, 173 at Ole Miss	
	3	Andy Hamilton	1971
		153 vs. #7 Notre Dame, 161 vs. Tulane, 165 vs. Iowa State*	
	3	Tommy Morel	1968
		111 vs. Mississippi State, 103 at Tulane, 103 vs. #19 Florida State	
7.	2	Travin Dural	2014
		151 vs. #14 Wisconsin, 140 vs. Sam Houston State	
	2	Odell Beckham Jr.	2013
		118 at #9 Georgia, 179 at Mississippi State	
	2	Jarvis Landry	2013
		118 vs. Auburn, 156 at #9 Georgia	
	2	Odell Beckham Jr.	2013
		118 vs. #20 TCU, 136 vs. UAB	
	2	Dwayne Bowe	2004
		111 vs. Kentucky, 106 vs. Fresno State	
	2	Devery Henderson	2003
		114 at Mississippi State, 109 at Florida	
	2	Eddie Kennison	1995
		113 vs. Rice, 129 at South Carolina	
	2	Sheddrick Wilson	1995
		117 vs. #5 Auburn, 201 vs. Rice	
	2	Todd Kinchen	1991
		101 vs. #6 Alabama, 248 vs. Mississippi State	
	2	Todd Kinchen	1990
		100 vs. Georgia, 145 vs. Miami (Ohio)	
	2	Tony Moss	1989
		105 vs. Mississippi State, 101 at Tulane	
	2	Tony Moss	1989
		117 vs. Florida State, 123 vs. Ohio	
	2	Tony Moss	1988
		115 vs. #3 Miami (Fla.), 112 vs. Tulane	
	2	Tony Moss	1988
		128 vs. Ole Miss, 133 at #18 Alabama	
	2	Alvin Lee	1988
		128 at Tennessee, 108 at #18 Ohio State	
	2	Wendell Davis	1987
		133 at Ole Miss, 101 vs. #13 Alabama	
	2	Wendell Davis	1987
		102 vs. #19 Florida, 123 at #16 Georgia	
	2	Wendell Davis	1986
		102 at Mississippi State, 121 vs. Notre Dame	
	2	Wendell Davis	1986
		184 vs. North Carolina, 133 vs. Ole Miss	
	2	Eric Martin	1983
		209 vs. #19 Alabama, 126 vs. Mississippi State	
	2	Eric Martin	1983
		137 vs. #9 Washington, 106 vs. #12 Florida	



Craig Davis

2	Eric Martin	1982
	112 at Mississippi State, 121 vs. #7 Florida State	
2	Eric Martin	1982
	108 vs. Tennessee, 109 at Kentuckyw	

*- Denotes bowl game

CONSECUTIVE 100-YARD RECEIVING GAMES

PLAYER	YEAR	STREAK
Josh Reed	2001	6
Josh Reed	2001	4
Michael Clayton	2003	3
Josh Reed	2000	3
Andy Hamilton	1971	3
Tommy Morel	1968	3
Travin Dural	2014	2
Odell Beckham Jr.	2013 (2x)	2
Jarvis Landry	2013	2
Dwayne Bowe	2004	2
Devery Henderson	2003	2
Eddie Kennison	1995	2
Sheddrick Wilson	1995	2
Todd Kinchen	1991	2
Todd Kinchen	1990	2
Tony Moss	1989 (2x)	2
Alvin Lee	1988	2
Tony Moss	1988 (2x)	2
Wendell Davis	1987 (2x)	2
Wendell Davis	1986 (2x)	2
Eric Martin	1983 (2x)	2
Eric Martin	1982 (2x)	2



Early Doucet



Andy Hamilton



Devery Henderson



Todd Kinchen



Tony Moss

1,000-YARD RECEIVERS • SEASON

PLAYER	YEAR	YARDS	CATCHES	AVG	GAMES TO 1,000
Josh Reed	2001	1,740	94	18.5	8
Wendell Davis	1986	1,244	80	15.6	9
Jarvis Landry	2013	1,193	77	15.5	11
Odell Beckham, Jr.	2013	1,152	59	19.5	9
Josh Reed	2000	1,127	65	17.3	10
Michael Clayton	2003	1,079	78	13.8	13
Eric Martin	1983	1,064	52	20.5	10

SAME GAME 100-YARD RECEIVING PERFORMANCES

NAMES (REC./YDS.)	OPPONENT, SEASON	COMBINED REC./YDS.
Travin Dural (6/124) and Malachi Dupre (4/120)	Mississippi State, 2014	10/244
Jarvis Landry (10/156) and Odell Beckham, Jr. (6/118)	Georgia, 2013	16/274
Odell Beckham, Jr. (5/118) and Jarvis Landry (8/109)	TCU, 2013	13/227
Josh Reed (14/239) and Michael Clayton (8/120)	Illinois, 2001*	22/359
Josh Reed (19/293) and Michael Clayton (7/126)	Alabama, 2001	26/419
Josh Reed (8/160) and Michael Clayton (9/105)	Kentucky, 2001	17/265
Josh Reed (10/113) and Reggie Robinson (10/102)	Mississippi State, 2000	20/215
Josh Reed (5/137) and Jarel Myers (6/117)	Western Carolina, 2000	11/254
Jerel Myers (8/114) and Josh Reed (5/100)	Houston, 1999	13/214
Shedrick Wilson (9/201) and Eddie Kennison (4/113)	Rice, 1995	13/314
Tony Moss (6/117) and Alvin Lee (6/108)	Ohio State, 1998	12/225
Todd Kinchen (5/108) and Eddie Fuller (5/102)	Ole Miss, 1989	10/210
Orlando McDaniel (5/155) and Malcolm Scott (8/112)	Florida State, 1981	13/267

* - denotes bowl game



Travin Dural



Eddie Kennison

YEAR-BY-YEAR INDIVIDUAL 100-YARD RECEIVING GAMES

1939	1	1979	2	2000	8
1940-41	0	1980	0	2001	14
1942	1	1981	2	2002	1
1943	0	1982	4	2003	8
1944	1	1983	5	2004	2
1945-47	0	1984	3	2005	0
1948	1	1985	1	2006	5
1949	0	1986	6	2007	3
1950	2	1987	7	2008	2
1951-63	0	1988	7	2009	3
1964	1	1989	6	2010	3
1965-66	0	1990	4	2011	4
1967	1	1991	3	2012	3
1968	5	1992	2	2013	10
1969	2	1993	2	2014	4
1970	4	1994	4	2015	4
1971	5	1995	6	2016	2
1972	1	1996	0	TOTAL	179
1973-76	0	1997	3		
1977	1	1998	5		
1978	2	1999	5		

PLAYS

GAME

1.	61	Josh Booty vs. Auburn (3 rush, 58 pass)	1999
2.	57	Brandon Harris at Ole Miss (6 rush, 51 pass)	2015
3.	56	Matt Flynn vs. Arkansas (9 rush, 47 pass)	2007
	56	Marcus Randall vs. Texas* (11 rush, 45 pass)	2002
5.	55	Tommy Hodson vs. Tennessee (6 rush, 49 pass)	1989
6.	54	Matt Flynn at Alabama (10 rush, 44 pass)	2007
7.	53	Herb Tyler at Ole Miss (14 rush, 39 pass)	1998
	53	Jeff Wickersham vs. Mississippi St. (2 rush, 51 pass)	1983
9.	51	Chad Loup vs. Arkansas (8 rush, 43 pass)	1993
	51	Jesse Daigle vs. Mississippi State (7 rush, 44 pass)	1991

SEASON

1.	459	Matt Flynn (100 rush, 359 pass)	2007
2.	437	Matt Mauck (79 rush, 358 pass)	2003
3.	414	Jeff Wickersham (68 rush, 346 pass)	1985
4.	408	Jordan Jefferson (112 rush, 296 pass)	2009
5.	405	Rohan Davey (38 rush, 367 pass)	2001
6.	399	Zach Mettenberger (47 rush, 352 pass)	2012
7.	395	Jeff Wickersham (58 rush, 337 pass)	1983
8.	394	JaMarcus Russell (52 rush, 342 pass)	2006
9.	373	Tommy Hodson (56 rush, 317 pass)	1989
10.	372	JaMarcus Russell (61 rush, 311 pass)	2005

CAREER

1.	1,307	Tommy Hodson (144 rush, 1,163 pass)	1986-89
2.	1,181	Jeff Wickersham (176 rush, 1,005 pass)	1982-85
3.	1,063	Jamie Howard (129 rush, 934 pass)	1992-95
4.	1,037	Jordan Jefferson (359 rush, 678 pass)	2008-11
5.	1,006	Herb Tyler (291 rush, 715 pass)	1995-98
6.	992	Alan Risher (377 rush, 615 pass)	1980-82
7.	936	JaMarcus Russell (139 rush, 797 pass)	2004-06
8.	884	Dalton Hilliard (882 rush, 2 pass)	1982-85
9.	859	Kevin Faulk (856 rush, 3 pass)	1995-98
10.	857	Charles Alexander (855 rush, 2 pass)	1975-78

TOTAL YARDS

GAME

1.	540	Rohan Davey at Alabama (12 rush, 528 pass)	2001
2.	433	Tommy Hodson vs. Tennessee (-5 rush, 438 pass)	1989
3.	400	Jesse Daigle vs. Mississippi State (6 rush, 394 pass)	1991
4.	380	Tommy Hodson at Ole Miss (-1 rush, 381 pass)	1989
5.	372	Matt Flynn at Alabama (19 rush, 353 pass)	2007
6.	366	Jeff Wickersham vs. Mississippi St. (-2 rush, 368 pass)	1983

7.	362	Rohan Davey at Kentucky (-21 rush, 383 pass)	2001
8.	356	Jamie Howard vs. Rice (0 rush, 356 pass)	1995
9.	353	Rohan Davey vs. Arkansas (-6 rush, 359 pass)	2001
10.	348	JaMarcus Russell vs. Notre Dame (21 rush, 332 pass)	2006

SEASON

1.	3,351	Rohan Davey (4 rush, 3,347 pass)	2001
2.	3,271	JaMarcus Russell (142 rush, 3,129 pass)	2006
3.	2,949	Zach Mettenberger (-133 rush, 3,082 pass)	2013
4.	2,922	Matt Mauck (97 rush, 2,825 pass)	2003
5.	2,622	Matt Flynn (215 rush, 2,407 pass)	2007
6.	2,604	Tommy Hodson (-51 rush, 2,655 pass)	1989
7.	2,436	Jeff Wickersham (-106 rush, 2,542 pass)	1983
8.	2,421	JaMarcus Russell (-22 rush, 2,443 pass)	2005
9.	2,401	Zach Mettenberger (-208 rush, 2,609 pass)	2012
10.	2,391	Brandon Harris (226 rush, 2,165 pass)	2015

CAREER

1.	8,938	Tommy Hodson (-177 rush, 9,115 pass)	1986-89
2.	6,705	Jeff Wickersham (-216 rush, 6,921 pass)	1982-85
3.	6,704	JaMarcus Russell (79 rush, 6,625 pass)	2004-06
4.	6,654	Herb Tyler (778 rush, 5,876 pass)	1995-98
5.	5,751	Jordan Jefferson (1,018 rush, 4,733 pass)	2008-11
6.	5,560	Jamie Howard (-598 rush, 6,158 pass)	1992-95
7.	5,470	Zach Mettenberger (-313 rush, 5,783 pass)	2011-13
8.	5,127	Alan Risher (542 rush, 4,585 pass)	1980-82
9.	4,492	Rohan Davey (77 rush, 4,415 pass)	1998-2001
10.	4,356	Leonard Fournette (3,830 rush, 526 receiving)	2014-16

YARDS PER GAME

SEASON

1.	279.2	Rohan Davey (3,351 in 12 games)	2001
2.	251.6	JaMarcus Russell (3,271 in 13 games)	2006
3.	245.8	Zach Mettenberger (2,949 in 12 games)	2013
4.	236.7	Tommy Hodson (2,604 in 11 games)	1989
5.	221.5	Jeff Wickersham (2,436 in 11 games)	1983
6.	220.0	Herb Tyler (2,200 in 10 games)	1998
7.	218.5	Matt Flynn (2,622 in 12 games)	2007
8.	212.2	Josh Booty (2,121 in 10 games)	2000
9.	208.7	Matt Mauck (2,922 in 14 games)	2003
10.	201.8	JaMarcus Russell (2,421 in 12 games)	2005
	201.8	Tommy Hodson (2,219 in 11 games)	1986

CAREER

1.	203.1	Tommy Hodson (8,938 in 44 games)	1986-89
2.	197.5	Josh Booty	1999-00

3.	186.2	JaMarcus Russell (6,704 in 36 games)	2004-06
4.	184.8	Herb Tyler (6,654 in 20 games)	1995-98
5.	182.3	Zach Mettenberger (5,470 in 30 games)	2011-13
6.	181.6	Matt Mauck (4,176 in 23 games)	2001-03
7.	179.7	Rohan Davey (4,492 in 25 games)	1998-01
8.	176.4	Jeff Wickersham (6,705 in 38 games)	1982-85
9.	155.4	Alan Risher (5,127 in 33 games)	1980-82
10.	154.4	Jamie Howard (5,560 in 36 games)	1992-95

MOST TOUCHDOWNS

RESPONSIBLE FOR

GAME

1.	5	Leonard Fournette vs. Texas Tech* (4 rush, 1 rec)	2015
	5	Brandon Harris vs. New Mexico St. (3 pass, 2 rush)	2014
	5	Zach Mettenberger vs. UAB (5 pass)	2013
	5	Herb Tyler vs. Kentucky (3 rush, 2 pass)	1998
	5	Kevin Faulk at Kentucky (5 rush)	1997
	5	Tommy Hodson vs. Tennessee (4 pass, 1 rush)	1989
	5	Carlos Carson vs. Rice (5 rec)	1977

* - Denotes bowl game

TOUCHDOWNS RESPONSIBLE FOR

SEASON

1.	29	JaMarcus Russell (1 rush, 28 pass)	2006
	29	Matt Mauck (1 rush, 28 pass)	2003
3.	25	Matt Flynn (4 rush) 21 pass)	2007
	25	Herb Tyler (7 rush, 18 pass)	1998
5.	24	Tommy Hodson (2 rush, 22 pass)	1989
6.	23	Leonard Fournette (22 rush, 1 rec)	2015
7.	22	Zach Mettenberger (22 pass)	2013
8.	21	Alan Risher (4 rush, 17 pass)	1982
9.	19	Tommy Hodson (19 rush)	1986
	19	LaBrandon Toefield (19 pass)	2001

TOUCHDOWNS RESPONSIBLE FOR

CAREER


1.	71	Tommy Hodson (2 rush, 69 pass)	1986-89
2.	63	Herb Tyler (23 rush, 40 pass)	1995-98
3.	56	JaMarcus Russell (4 rush, 52 pass)	2004-06
4.	53	Kevin Faulk (46 rush, 4 rec, 2 PR, 1 KOR)	1995-98
5.	50	Dalton Hilliard (44 rush, 6 rec)	1982-85
6.	46	Jordan Jefferson (12 rush, 34 pass)	2008-11
7.	44	Alan Risher (13 rush, 31 pass)	1980-82
8.	42	Leonard Fournette (40 rush, 1 rec, 1 KOR)	2014-16
9.	40	Matt Mauck (5 rush, 35 pass)	2001-03
	40	Charles Alexander (40 rush)	1975-78

LSU'S ALL-TIME STARTING

QUARTERBACK CAREER RECORD

(SINCE 1957)

YEARS	STARTING QB	CAREER RECORD (BY WINS)
1986-89	Tommy Hodson	31-14-1
1995-98	Herb Tyler	27-11
2004-06	JaMarcus Russell	26-4
1957-59	Warren Rabb	25-7
2008-11	Jordan Jefferson	24-8
1983-85	Jeff Wickersham	21-12-2
1960-62	Jimmy Field	20-6-2
2011-13	Zach Mettenberger	19-6
2001-03	Matt Mauck	18-2
1980-82	Alan Risher	17-14-2
2008-11	Jarrett Lee	14-4
1977-79	David Woodley	14-7
1963-65	Pat Screen	13-3-1



Mike Miley

1970-72	Bert Jones	12-4-1
1999-01	Rohan Davey	12-5
1992-95	Jamie Howard	12-19-1
2004-07	Matt Flynn	11-2
1967-69	Mike Hillman	11-2
1966-68	Fred Haynes	11-5-1
1976-79	Steve Ensminger	11-6
1972-73	Mike Miley	9-3
1969-70	Buddy Lee	9-3
2014-16	Brandon Harris	9-5
2013-15	Anthony Jennings	9-4
1965-67	Nelson Stokley	9-5-1
1975-77	Pat Lyons	9-8-1
1999-00	Josh Booty	8-10
1963-65	Billy Ezell	7-5
1990-93	Chad Loup	7-10
2016	Danny Etling	7-3
1970-72	Paul Lyons	6-1
2002-04	Marcus Randall	6-7
1960-62	Lynn Amedee	4-0-1
1973-74	Billy Broussard	4-5-1
2008	Andrew Hatch	3-0
1990	Sol Graves	3-2
2007	Ryan Perrilloux	2-0
1990-92	Jesse Daigle	2-4
2002	Rick Clausen	1-0
1979-80	Robert Mahfouz	1-0
1974-76	Carl Otis Trimble	1-0
1967-69	Jimmy Gilbert	1-0
1998-99	Craig Nall	1-1
1975-77	Bobby Moreau	1-1
1985-88	Mickey Guidry	0-1
1995-97	Melvin Hill	0-3



Danny Etling

LSU'S ALL-TIME STARTING QUARTERBACK RECORD BY SEASON

(SINCE 1957)

YEAR	STARTING QUARTERBACK	RECORD
1957	Warren Rabb	5-5
1958	Warren Rabb	11-0
1959	Warren Rabb	9-2
1960	Jimmy Field	2-4
	Lynn Amedee	3-0-1
1961	Jimmy Field	10-1
1962	Jimmy Field	8-1-1
	Lynn Amedee	1-0
1963	Billy Ezell	4-3
	Pat Screen	3-1
1964	Pat Screen	5-0-1
	Billy Ezell	3-2
1965	Pat Screen	5-2
	Nelson Stokley	3-1
1966	Fred Haynes	4-3-1
	Nelson Stokley	1-1
1967	Nelson Stokley	5-3-1
	Fred Haynes	2-0
1968	Fred Haynes	5-2
	Mike Hillman	2-1
	Jimmy Gilbert	1-0
1969	Mike Hillman	9-1
1970	Buddy Lee	9-3
1971	Paul Lyons	6-1
	Bert Jones	3-2
1972	Bert Jones	9-2-1
1973	Mike Miley	9-3
1974	Billy Broussard	4-5-1
	Carl Otis Trimble	1-0
1975	Pat Lyons	4-5
	Bobby Moreau	1-1
1976	Pat Lyons	5-3-1
	Steve Ensminger	2-0
1977	Steve Ensminger	7-4
	David Woodley	1-0
1978	David Woodley	8-4
1979	David Woodley	5-3
	Steve Ensminger	2-2
1980	Alan Risher	6-4
	Robert Mahfouz	1-0
1981	Alan Risher	3-7-1
1982	Alan Risher	8-3-1
1983	Jeff Wickersham	4-7
1984	Jeff Wickersham	8-3-1
1985	Jeff Wickersham	9-2-1
1986	Tommy Hodson	9-3
1987	Tommy Hodson	10-0-1
	Mickey Guidry	0-1
1988	Tommy Hodson	8-4
1989	Tommy Hodson	4-7



Jarrett Lee

1990	Sol Graves	3-2
	Chad Loup	2-4
1991	Chad Loup	3-3
	Jesse Daigle	2-3
1992	Chad Loup	2-2
	Jamie Howard	0-6
	Jesse Daigle	0-1
1993	Jamie Howard	5-5
	Chad Loup	0-1
1994	Jamie Howard	4-5
	Melvin Hill	0-2
1995	Herb Tyler	4-0
	Jamie Howard	3-3-1
	Melvin Hill	0-1
1996	Herb Tyler	10-2
1997	Herb Tyler	9-3
1998	Herb Tyler	4-6
	Craig Nall	0-1
1999	Craig Nall	1-0
	Rohan Davey	1-1
	Josh Booty	1-7
2000	Josh Booty	7-3
	Rohan Davey	1-1
2001	Rohan Davey	10-3
2002	Matt Mauck	5-1
	Marcus Randall	2-4
	Rick Clausen	1-0
2003	Matt Mauck	13-1
2004	JaMarcus Russell	5-0
	Marcus Randall	4-3
2005	JaMarcus Russell	10-2
	Matt Flynn	1-0
2006	JaMarcus Russell	11-2
2007	Matt Flynn	10-2
	Ryan Perrilloux	2-0
2008	Jarrett Lee	4-4
	Andrew Hatch	3-0
	Jordan Jefferson	1-1
2009	Jordan Jefferson	8-4
	Jarrett Lee	1-0
2010	Jordan Jefferson	11-2
2011	Jarrett Lee	9-0
	Jordan Jefferson	4-1
2012	Zach Mettenberger	10-3
2013	Zach Mettenberger	9-3
	Anthony Jennings	1-0
2014	Anthony Jennings	8-4
	Brandon Harris	0-1
2015	Brandon Harris	9-3
2016	Danny Etling	7-3
	Brandon Harris	1-1

ALL PURPOSE YARDS

GAME			
1.	376	Kevin Faulk vs. Houston (246 rush, 8 rec., 106 PR, 16 KOR)	1996
2.	338	Josh Reed at Alabama (293 rec., 5 PR, 40 KOR)	2001
3.	331	Odell Beckham, Jr. vs. UAB (15 rush, 136 rec., 59 PR, 21 KOR, 100 FGR)	2013
4.	309	Leonard Fournette (285 rush, 25 rec.)	2016
5.	300	Cecil Collins vs. Auburn (232 rush, 11 rec., 57 KOR)	1997
6.	298	Devery Henderson at Kentucky (10 rush, 201 rec., 87 KOR)	2002
7.	290	Odell Beckham, Jr. at Mississippi State (179 rec., 111 KOR)	2013
8.	289	Odell Beckham, Jr. at Georgia (118 rec., -4 PR, 175, KOR)	2013
9.	286	Domanick Davis vs. Mississippi State (122 rush, 128 PR, 36 KOR)	2002
10.	285	Derrius Guice at Texas A&M (285 rush)	2016

SEASON

1.	2,315	Odell Beckham, Jr. (58 rush, 1,152 rec., 160 PR, 845 KOR, 100 FGR)	2013
2.	2,206	Leonard Fournette (1,953 rush, 253 rec.)	2015
3.	2,120	Domanick Davis (31 rush, 130 rec., 499 PR, 560 KOR)	2002
4.	2,109	Kevin Faulk (1,279, rush, 287 rec., 265 PR, 278 KOR)	1998
5.	2,104	Kevin Faulk (1,282 rush, 134 rec., 375 PR, 313 KOR)	1996
6.	1,860	Josh Reed (7 rush, 1,740 rec., 5 PR, 108 KOR)	2001
7.	1,786	Leonard Fournette (1,034 rush, 127 rec., 625 KOR)	2014
8.	1,766	Charles Alexander (1,686 rush, 80 rec.)	1977
9.	1,646	Kevin Faulk (1,144 rush, 93 rec., 192 PR, 217 KOR)	1997
10.	1,582	Jeremy Hill (1,401 rush, 181 rec.)	2013

CAREER

1.	*6,883	Kevin Faulk (4,557 rush, 600 rec., 832 PR, 844 KOR)	1995-98
2.	5,743	Domanick Davis (2,056 rush, 393 rec., 1,126 PR, 2,168 KOR)	1999-2002
3.	5,326	Dalton Hilliard (4,050 rush, 1,133 rec., 143 KOR)	1982-85
4.	4,981	Leonard Fournette (3,830 rush, 526 rec., 625 KOR)	Active
5.	4,513	Charles Alexander (4,035 rush, 431 rec., 47 KOR)	1975-78
6.	4,118	Odell Beckham, Jr. (77 rush, 2,340 rec., 557 PR, 1,044 KOR, 100 FGR)	2011-13
7.	4,066	Harvey Williams (2,860 rush, 674 rec., 532 KOR)	1986-90
8.	3,833	Eric Martin (357 rush, 2,625 rec., 851 KOR)	1981-84
9.	3,819	Eddie Kennison (140 rush, 1,554 rec., 947 PR, 1,178 KOR)	1993-95
10.	3,798	Garry James (2,225 rush, 1,003 rec., 1 PR, 569 KOR)	1982-85

* - SEC Record

ALL PURPOSE YARDS PER GAME

SEASON			
1.	191.7	Kevin Faulk (1,279 rush, 287 rec., 265 PR, 278 KOR in 11 games)	1998
2.	191.3	Kevin Faulk (1,282 rush, 134 rec., 375 PR, 313 KOR in 11 games)	1996
3.	183.8	Leonard Fournette (1,953 rush, 253 rec. in 12 games)	2015
4.	182.9	Kevin Faulk (1,144 rush, 93 rec., 192 PR, 217 KOR in 9 games)	1997
5.	178.1	Odell Beckham Jr. (58 rush, 1,152 rec., 160 PR, 845 KOR in 13 games)	2013

CAREER

1.	166.7	Kevin Faulk (6,833 yards in 41 games)	1995-98
2.	155.7	Leonard Fournette (4,981 yards in 32 games)	2014-16
3.	137.2	Odell Beckham Jr. (4,118 yards in 30 games)	2011-13

SCORING • POINTS

GAME			
1.	30	Leonard Fournette vs. Texas Tech (5 TDs)	2015
	30	Kevin Faulk at Kentucky (5 TDs)	1997
	30	Carlos Carson vs. Rice (5 TDs)	1977
4.	26	Harvey Williams vs. Miami (Ohio) (4 TDs, 1 2-PT Conv.)	1990
	26	Wendell Harris vs. Tulane (3 TDs, 1 FG, 2 PAT)	1961
6.	24	11 players	
	Last:	Derrius Guice at Texas A&M (4 TDs)	2016

SEASON

1.	147	Colt David (1 TD, 26 FG, 63 PAT)	2007
2.	138	Leonard Fournette (34 TDs)	2015
3.	120	Josh Jasper (28 FG, 36 PAT)	2010
4.	114	LaBrandon Toefield (19 TD)	2001
5.	110	Drew Alleman (16 FG, 62 PAT)	2011
6.	108	Charles Scott (18 TD)	2008
7.	107	Drew Alleman (21 FG, 44 PAT)	2012
8.	104	Charles Alexander (17 TD, 1 2-PT Conv.)	1977
9.	102	Kevin Faulk (16 TDs)	1998
10.	98	Steve Van Buren (14 TDs, 14 PAT)	1943

CAREER

1.	369	Colt David (54 FG, 201 PAT, 1 TD)	2005-08
2.	318	Kevin Faulk (53 TDs)	1995-98
3.	302	Dalton Hilliard (50 TDs, 1 2-PT Conv.)	1982-85
4.	292	David Brownlyke (61 FG, 109 PAT)	1986-89
5.	279	John Corbello (50 FG, 129 PAT)	1999-02
6.	254	Charles Alexander (42 TDs, 1 2-PT Conv.)	1975-78
7.	252	Leonard Fournette (42 TDs)	2014-16
8.	235	Colby Delahoussaye (35 FG, 130 PAT)	2013-16
9.	217	Drew Alleman (37 FG, 106 PAT)	2011-12
10.	216	Josh Jasper (47 FG, 75 PAT)	2008-10

SCORING • TOUCHDOWNS

GAME			
1.	5	Leonard Fournette vs. Texas Tech	2015
	5	Kevin Faulk at Kentucky	1997
	5	Carlos Carson vs. Rice	1977
4.	4	Derrius Guice at Texas A&M	2016
	4	Odell Beckham, Jr. vs. UAB	2013
	4	LaBrandon Toefield vs. Utah State	2001
	4	Rondell Mealey vs. New Mexico State	1996
	4	Harvey Williams vs. Miami (Ohio)	1990
	4	Dalton Hilliard at Kentucky	1984
	4	Charles Alexander vs. Oregon	1977
	4	Ken Kavanaugh at Holy Cross	1939

SEASON

1.	23	Leonard Fournette	2015
2.	19	LaBrandon Toefield	2001
3.	18	Charles Scott	2008
4.	17	Kevin Faulk	1997
	17	Charles Alexander	1997
6.	16	Dalton Hilliard	1982
	16	Charles Alexander	1978
	16	Jeremy Hill	2013
9.	15	Stevan Ridley	2010
	15	Kevin Faulk	1997

CAREER

1.	53	Kevin Faulk	1995-98
2.	50	Dalton Hilliard	1982-85
3.	42	Leonard Fournette	2014-16
	42	Charles Alexander	1975-78
5.	35	Charles Scott	2006-09
6.	33	Rondell Mealey	1996-99
7.	30	Garry James	1982-85

LONGEST SCORING PLAYS • RETURNS

1.	100	Leonard Fournette, Kickoff vs. Notre Dame	2014
	100	Odell Beckham, Jr., FG vs. UAB	2013
	100	Craig Loston, INT vs. Ole Miss	2012
	100	Eddie Kennison, Punt vs. Mississippi State	1994
	100	Greg Jackson, INT at Mississippi State	1988
	100	Eric Martin, Kickoff vs. Kentucky	1981
	100	Sammy Grezaffi, Kickoff at Tennessee	1967
	100	White Graves, INT at Kentucky	1964
	100	Ken Kavanaugh, Fumble at Rice	1937





David Brownndyke

Kicking

FIELD GOAL ATTEMPTS

GAME

1.	6	David Brownndyke (made 4) vs. Ole Miss	1986
	6	Juan Roca (made 1) vs. Florida	1972
3.	5	Trent Domingue (made 3) vs. Texas A&M	2015
	5	Josh Jasper (made 5) vs. Mississippi State	2010
	5	Colt David (made 3) at Arkansas	2008
	5	John Corbello (made 3) vs. South Carolina	2002
	5	David Lafleur (made 4) at Auburn	1994
	5	David Brownndyke (made 4) at Mississippi St.	1986
	5	Mike Conway (made 4) at Kentucky	1978
	5	Carlos Rabb (made 3) at Florida	1967

SEASON

1.	34	Josh Jasper (28/34)	2010
2.	33	Colt David (26/33)	2007
3.	29	Drew Alleman (21/29)	2012
4.	24	John Corbello (17/24)	2002
5.	23	John Corbello (14/23)	2001
	23	David Brownndyke (19/23)	1988
7.	21	Colt David (16/21)	2008
	21	Doug Moreau (13/21)	1964
9.	20	Josh Jasper (17/20)	2009
	20	David Brownndyke (14/20)	1987
	20	Juan Betanzos (12/20)	1984

CAREER

1.	77	John Corbello (50/77)	1999-02
2.	75	David Brownndyke (61/75)	1986-89
3.	72	Colt David (54/72)	2005-08
4.	56	Josh Jasper (47/56)	2008-10
5.	55	Juan Betanzos (36/55)	1982-84
6.	50	André LaFleur (37/50)	1993-95
7.	48	Mike Conway (33/48)	1975-78
8.	47	Drew Alleman (37/47)	2011-12
9.	45	Pedro Suarez (33/45)	1990-92
10.	44	Colby Delahoussaye (35/44)	2013-16
	44	Chris Jackson (26/44)	2003-06

FIELD GOALS MADE

GAME

1.	5	Josh Jasper vs. Mississippi State	2010
2.	4	Mike Conway at Kentucky	1978
4	4	David Brownndyke vs. Ole Miss	1986
4	4	David Brownndyke at Mississippi State	1986
4	4	David Brownndyke at Georgia	1987
4	4	David Brownndyke at Ohio State	1988
4	4	André LaFleur at Auburn	1994
4	4	John Corbello vs. Miami (Ohio)	2002
4	4	Josh Jasper vs. Arkansas	2009
4	4	Drew Alleman at Mississippi State	2011

SEASON

1.	28	Josh Jasper (34 att.)	2010
2.	26	Colt David (33 att.)	2007
3.	21	Drew Alleman (29 att.)	2012
4.	19	David Brownndyke (23 att.)	1988
5.	17	John Corbello (24 att.)	2002
	17	Josh Jasper (20 att.)	2009
7.	16	Colt David (21 att.)	2008

Colt David

	16	Drew Alleman (18 att.)	2011
9.	15	Pedro Suarez (17 att.)	1990
10.	14	John Corbello (23 att.)	2001
	14	André LaFleur (17 att.)	1993
	14	David Browndyke (14 att.)	1989
	14	David Browndyke (20 att.)	1987
	14	David Browndyke (18 att.)	1986
	14	Juan Betanzos (18 att.)	1983
	14	Mike Conway (15 att.)	1978

CAREER

1.	61	David Brownndyke (75 att.)	1986-89
2.	54	Colt David (72 att.)	2005-08
3.	50	John Corbello (77 att.)	1999-2002
4.	47	Josh Jasper (56 att.)	2008-10
5.	37	André LaFleur (50 att.)	1993-95
	37	Drew Alleman (47 att.)	2011-12
7.	36	Juan Betanzos (55 att.)	1982-1984
8.	35	Colby Delahoussaye (44 att.)	2013-16
9.	33	Mike Conway (48 att.)	1975-78
	33	Pedro Suarez (45 att.)	1990-92

LONG FIELD GOALS

GAME

1.	54	Wade Richey vs. Kentucky	1996
	54	Ron Lewis at North Carolina	1985
3.	53	Josh Jasper vs. Louisiana-Monroe	2010
	53	Colt David vs. Georgia Tech	2008
	53	Chris Jackson at Arkansas	2004
	53	Juan Roca at Rice	1972
7.	52	Josh Jasper vs. Louisiana-Lafayette	2009
	52	Colt David vs. Ole Miss	2008
	52	Colt David vs. Troy	2008
	52	David Brownndyke vs. Ole Miss	1986
	52	Juan Roca vs. Mississippi State	1973
	52	Juan Roca vs. Wisconsin	1972
13.	51	Josh Jasper vs. Mississippi State	2010
	51	Colt David vs. Georgia	2008
	51	Chris Jackson vs. Ole Miss	2004
	51	André LaFleur at Mississippi State	1995
	51	Pedro Suarez vs. Ole Miss	1990
	51	Juan Betanzos vs. Rice	1982

FIELD GOAL PERCENTAGE

(SEASON - MIN. 10 MADE)

1.	100.0	David Brownndyke (14 of 14)	1989
2.	93.3	Mike Conway (14 of 15)	1978
3.	92.9	Colby Delahoussaye (13 of 14)	2013
4.	88.9	Drew Alleman (16 of 18)	2011
5.	88.0	Pedro Suarez (15 of 17)	1990
6.	85.0	Josh Jasper (17 of 20)	2009
7.	83.3	Johnston (10 of 12)	1981
8.	83.0	David Brownndyke (19 of 23)	1988
9.	82.4	Josh Jasper (28 of 34)	2010
10.	82.0	Andre Lafleur (14 of 17)	1993

CAREER:

Josh Jasper

(Min. 20 attempts)

1.	.839	Josh Jasper (47-56)	2008-10
2.	.813	David Brownndyke (61-75)	1986-89
3.	.800	David Johnston (16-20)	1980-81
4.	.796	Colby Delahoussaye (35-44)	2014-16
5.	.787	Drew Alleman (37-47)	2011-12
6.	.750	Colt David (54-72)	2005-08
7.	.740	André LaFleur (37-50)	1993-95
8.	.733	Pedro Suarez (33-45)	1990-92
9.	.714	Trent Domingue (15-21)	2014-15
10.	.688	Mike Conway (33-48)	1975-78

PAT KICKS MADE

GAME

1.	10	Bobby Moreau vs. Rice	1977
2.	9	Colby Delahoussaye vs. New Mexico State	2014
	9	Wade Richey vs. New Mexico State	1996
	9	Drew Alleman vs. Idaho	2012
5.	8	Colby Delahoussaye at Mississippi State	2013
	8	Colby Delahoussaye vs. UAB	2013
	8	Colt David vs. North Texas	2005
	8	Mark Lumpkin vs. Ole Miss	1970
	8	Mike Conway vs. Oregon	1977
	8	David Brownndyke vs. Cal State Fullerton	1987

SEASON

1.	63	Colt David	2007
2.	62	Drew Alleman	2011
3.	56	Colby Delahoussaye	2013
4.	50	Colt David	2006
5.	49	Trent Domingue	2015
6.	48	Juan Betanzos	1982
7.	45	Colt David	2005
8.	44	Colt David	2008
	44	Drew Alleman	2012
10.	42	Wade Richey	1996

CAREER

1.	201	Colt David	2005-08
2.	130	Colby Delahoussaye	2013-16
3.	129	John Corbello	1999-2002
4.	109	David Brownndyke	1986-89
5.	106	Drew Alleman	2011-12
6.	92	Mark Lumpkin	1968-70
7.	91	Juan Betanzos	1982-84
8.	88	Mike Conway	1975-78
9.	81	Rusty Jackson	1972-74
10.	78	André LaFleur	1993-95

CONSECUTIVE PAT KICKS MADE

1.	109	David Brownndyke	1986-89
2.	106	Drew Alleman	2011-12
3.	77	Colt David	2005-06
4.	72	Colt David	2006-07
5.	69	André LeFleur	1993-95
6.	56	Josh Jasper	2008-10
7.	47	John Corbello	1999-02
8.	43	Juan Betanzos	1982
9.	42	Trent Domingue	2015
	42	Mike Conway	1976-77
	42	Pedro Suarez	1989-92

TOTAL POINTS SCORED BY KICKING

GAME			
1. 17	Josh Jasper vs. Mississippi St. (5 FG, 2 PAT)	2010	
17	David Brownwyke at Mississippi St. (4 FG, 5 PAT)	1986	
3. 15	Josh Jasper vs. Louisiana-Monroe (3 FG, 6 PAT)	2010	
15	Josh Jasper vs. Arkansas (4 FG, 3 PAT)	2009	
15	John Corbello vs. Miami (Ohio) (4 FG, 3 PAT)	2002	
15	David Brownwyke at Ohio State (4 FG, 3 PAT)	1988	
7. 14	André LaFleur at Auburn (4 FG, 2 PAT)	1994	
14	David Brownwyke at Georgia (4 FG, 2 PAT)	1987	

SEASON

1. *141	Colt David (26 FG, 63 PAT)	2007
2. 120	Josh Jasper (28 FG, 36 PAT)	2010
3. 110	Drew Alleman (16 FG, 62 PAT)	2011
4. 107	Drew Alleman (21 FG, 44 PAT)	2012
5. 95	Colby Delahoussaye (13 FG, 56 PAT)	2013
6. 91	Colt David (16 FG, 44 PAT)	2008
7. 88	Trent Domingue (13 FG, 49 PAT)	2015
8. 85	Josh Jasper (17 FG, 34 PAT)	2009
85	John Corbello (17 FG, 34 PAT)	2002
10. 83	David Brownwyke (14 FG, 41 PAT)	1987

* - SEC Record

CAREER

1. 363	Colt David (54 FG, 201 PAT)	2005-08
2. 292	David Brownwyke (61 FG, 109 PAT)	1986-89
3. 279	John Corbello (33 FG, 95 PAT)	1999-02
4. 235	Colby Delahoussaye (35 FG, 130 PAT)	2013-16
217	Drew Alleman (37 FG, 106 PAT)	2011-12
6. 216	Josh Jasper (47 FG, 75 PAT)	2008-10
7. 198	Juan Betanzos (36 FG, 90 PAT)	1982-84
8. 187	Mike Conway (33 FG, 88 PAT)	1975-78

Punting

MOST PUNTS

GAME			
1. 13	Matt DeFrank at Ole Miss (489 yards)	1985	
13	Leo Bird vs. Tennessee (519 yards)	1941	
3. 12	Rusty Jackson vs. Texas A&M (496 yards)	1975	
12	Al Doggett vs. Tennessee	1952	
5. 11	Brian Griffith at Texas A&M (489)	1991	
11	Jerry Stovall at Georgia Tech (370)	1962	
11	Jerry Stovall vs. Texas A&M (473)	1960	
11	Jim Barton at Mississippi State	1951	
9. 10	9 times; Last: Jamie Keehn vs. Iowa (469)	2012	

SEASON

1. 81	Al Doggett (38.9 avg.)	1952
2. 75	Jim Barton (36.0 avg.)	1951
3. 73	Steve Jackson (40.0 avg.)	1975
4. 71	Jamie Keehn (44.9 avg.)	2014
5. 67	James Wagner (40.0 avg.)	1981
6. 66	David Johnston (39.0 avg.)	1980
7. 65	Donnie Jones (42.4 avg.)	2003
8. 64	Donnie Jones (44.0 avg.)	2002
64	Wayne Dickinson (37.5 avg.)	1970
64	Jerry Stovall (42.1 avg.)	1960

CAREER

1. 233	Donnie Jones (42.1 avg.)	2000-03
2. 186	Chad Kessler (42.9 avg.)	1994-97
3. 184	Jamie Keehn (42.6 avg.)	2012-15
4. 180	Clay Parker (40.6 avg.)	1981-84
5. 167	Rusty Jackson (39.5 avg.)	1972-74
6. 165	Jerry Stovall (39.3 avg.)	1960-62
7. 160	Al Doggett (38.1 avg.)	1951-54
8. 153	Eddie Ray (41.2 avg.)	1967-69
9. 140	Chris Jackson (41.0 avg.)	2003-06
10. 136	Brian Griffith (40.5 avg.)	1988-91

LONGEST PUNTS

1. 86	Donnie Jones at Kentucky	2002
2. 82	Derek Helton at Arkansas	2010
3. 73	Brad Wing at Alabama	2011
4. 71	Matt DeFrank vs. Notre Dame	1986
5. 69	Donnie Jones vs. UAB	2000
69	Brad Wing at Arkansas	2012
7. 68	Josh Growden vs. Southern Miss	2016
68	Donnie Jones at Kentucky	2001
9. 67	Brad Wing vs. Georgia	2011
67	Donnie Jones vs. Auburn	2003
67	Matt DeFrank vs. Kentucky	1987
67	James Parker vs. South Carolina	1982
13. 66	Chad Kessler at Vanderbilt	1997
66	Mitch Worley vs. Miami (Fla.)	1966

GAME WINNING FIELD GOALS

DATE	OPPONENT	PLACEKICKER	GAME WINNING FG	FINAL
Oct. 11, 2014	at Florida	Colby Delahoussaye	50-yarder with 0:03 left in 4th Quarter	W, 30-27
Nov. 5, 2011	at #2 Alabama	Drew Alleman	25-yarder in OT	W, 9-6 (OT)
Nov. 28, 2009	Arkansas	Josh Jasper	36-yarder in OT	W, 33-30 (OT)
Nov. 18, 2006	Ole Miss	Colt David	26-yarder in OT	W, 23-20 OT
Oct. 22, 2005	#16 Auburn	Chris Jackson	30-yarder in OT	W, 20-17 OT
Sept. 11, 1993	at Mississippi State	Andre' Lafleur	26-yarder with 0:10 left in 4th Quarter	W, 18-16
Sept. 21, 1991	Vanderbilt	Pedro Suarez	31-yarder with 7:28 left in 4th Quarter	W, 16-14
Nov. 5, 1988	at #18 Alabama	David Brownwyke	34-yarder with 0:28 left in 4th Quarter	W, 19-18
Oct. 3, 1987	#19 Florida	David Brownwyke	24-yarder with 5:34 left in 4th Quarter	W, 13-10
Sept. 20, 1980	Colorado	David Johnston	17-yarder with 0:35 left in 4th Quarter	W, 23-20
Nov. 12, 1977	Mississippi State	Mike Conway	28-yarder with 2:40 left in 4th Quarter	W, 27-24
Oct. 26, 1968	TCU	Mark Lumpkin	37-yarder with 5:25 left in 4th Quarter	W, 10-7
Sept. 26, 1964	at Rice	Doug Moreau	28-yarder with 2:29 left in 4th Quarter	W, 3-0
Oct. 6, 1962	at #5 Georgia Tech	Lynn Amedee	24-yarder with 4:35 left in 4th Quarter	W, 10-7
Oct. 25, 1958	Florida	Tommy Davis	19-yarder with 2:53 left in 4th Quarter	W, 10-7
Oct. 25, 1941	Florida	Bernie Lipkis	Yards not available with 0:08 left in 4th Quarter	W, 10-7

YARDS PUNTED

GAME			
1. 519	Leo Bird vs. Tennessee (13 punts)	1941	
2. 496	Rusty Jackson vs. Texas A&M (12 punts)	1975	
3. 489	Brian Griffith at Texas A&M (11 punts)	1991	
489	Matt DeFrank at Ole Miss (13 punts)	1985	
5. 473	Jerry Stovall vs. Texas A&M (11 punts)	1960	
6. 469	Jamie Keehn vs. Iowa (10 punts)	2012	
7. 468	Al Doggett at Ole Miss	1952	
8. 451	Brad Wing at Texas A&M (10 punts)	2012	
9. 445	Jim Barton vs. Maryland	1951	
10. 439	Scott Holstein at Texas A&M (9 punts)	1993	

SEASON

1. 3,189	Jamie Keehn (71 punts)	2014
2. 3,147	Al Doggett (81 punts)	1952
3. 2,936	Steve Jackson (73 punts)	1975
4. 2,813	Donnie Jones (64 punts)	2002
5. 2,757	Donnie Jones (65 punts)	2003
6. 2,696	Jerry Stovall (64 punts)	1960
7. 2,696	Jim Barton (75 punts)	1951
8. 2,682	James Wagner (67 punts)	1981
9. 2,643	Brad Wing (59 punts)	2012
10. 2,627	Patrick Fisher (59 punts)	2007

CAREER

1. 9,798	Donnie Jones (233 punts)	2000-03
2. 7,976	Chad Kessler (186 punts)	1994-97
3. 7,837	Jamie Keehn (184 punts)	2012-15
4. 7,304	Clay Parker (180 punts)	1981-84
5. 6,603	Rusty Jackson (167 punts)	1972-74
6. 6,477	Jerry Stovall (165 punts)	1960-62
7. 6,309	Eddie Ray (153 punts)	1967-69
8. 6,099	Al Doggett (160 punts)	1951-54
9. 5,739	Chris Jackson (140 punts)	2003-06
10. 5,511	Brian Griffith (136 punts)	1988-91

PUNTING AVERAGE

GAME			
1. 58.0	Josh Growden vs. Southern Miss (3/174)	2016	
2. 56.7	Patrick Fisher vs. Ohio State (3/170)	2007	
3. 55.5	Chad Kessler vs. Auburn (4/222)	1995	
4. 54.3	Brad Wing at Washington (3/163)	2012	
5. 53.2	Chad Kessler at Mississippi State (5/266)	1997	
6. 53.0	Chad Kessler vs. Tulane (3/159)	1996	
7. 52.8	Donnie Jones vs. The Citadel (4/211)	2002	
8. 52.4	Corey Gibbs vs. Arkansas (5/262)	1999	
9. 52.0	Chris Jackson at Tennessee (2/104)	2006	
52.0	Patrick Fisher vs. Auburn (4/208)	2007	

SEASON

1. 50.28	Chad Kessler (39/1,961)	1997
2. 45.73	Derek Helton (34/1,555)	2010
3. 44.92	Jamie Keehn (71/3,189)	2014
4. 44.80	Brad Wing (59/2,643)	2012
5. 44.52	Patrick Fisher (59/2,627)	2007
6. 44.37	Brad Wing (59/2,618)	2011
7. 44.09	Chad Kessler (47/2,072)	1995
8. 43.97	Rene Bourgeois (39/1,715)	1989
9. 43.95	Donnie Jones (64/2,813)	2002
10. 43.71	Corey Gibbs (28/1,224)	1998

CAREER

1. 44.6	Brad Wing (118/5,261)	2011-12
2. 44.1	Patrick Fisher (65/2,865)	2004-07
3. 42.9	Chad Kessler (186/7,976)	1994-97
4. 42.6	Jamie Keehn (184/7,837)	2012-15
5. 42.4	Derek Helton (80/3,397)	2009-10
6. 42.0	Donnie Jones (233/9,788)	2000-03
7. 41.9	Josh Growden (51/2,138)	Active
8. 41.2	Eddie Ray (153/6,309)	1967-69
9. 41.1	Chris Jackson (146/5,994)	2003-06
10. 40.6	Clay Parker (180/7,304)	1981-84

Punt Returns

MOST RETURNS

GAME			
1. 7	Eddie Kennison vs. Kentucky	1994	
7	Norman Jefferson vs. Miami (Ohio)	1986	
7	Norman Jefferson vs. Ole Miss	1983	
7	Sammy Grezaffi vs. Ole Miss	1967	
7	Young Bussey vs. Tulane	1939	

SEASON

1. 41	Sammy Grezaffi (369 yards)	1967
2. 37	Young Bussey (465 yards)	1937
3. 36	Domanick Davis (499 yards)	2002
36	Eddie Kennison (438 yards)	1994
36	Todd Kinchen (339 yards)	1991

CAREER

1. 94	Domanick Davis (1,126 yards)	1999-2002
2. 79	Sammy Grezaffi (905 yards)	1965-67
3. 77	Skylar Green (1,064 yards)	2002-05

PUNT RETURN YARDS

GAME			
1. 169	Norman Jefferson at Ole Miss (7 ret.)	1983	
2. 157	Patrick Peterson vs. North Carolina (4 ret.)	2010	
3. 145	Joe Labruzzo vs. Rice (3 ret.)	1965	
4. 141	Eddie Kennison vs. Mississippi State (3 ret.)	1994	
141	Tommy Casanova vs. Ole Miss (3 ret.)	1970	
6. 128	Domanick Davis vs. Mississippi State (4 ret.)	2002	
7. 127	Craig Burns vs. Mississippi State (3 ret.)	1970	
8. 125	Kenny Konz at Tulane (3 ret.)	1949	
9. 123	Skylar Green vs. Florida (4 ret.)	2003	
10. 122	Sammy Grezaffi vs. Tulane (4 ret.)	1965	

SEASON

1. 539	Pinky Rohm (35 ret.)	1937
2. 499	Domanick Davis (36 ret.)	2002
3. 465	Young Bussey (37 ret.)	1937
4. 462	Skylar Green (25 ret.)	2003
5. 438	Eddie Kennison (36 ret.)	1994
6. 421	Tyrann Mathieu (27 ret.)	2011
7. 418	Patrick Peterson (26 ret.)	2010
8. 375	Kevin Faulk (24 ret.)	1996
9. 369	Sammy Grezaffi (41 ret.)	1967
10. 362	Trindon Holliday (20 ret.)	2009



Jeremy Hill



Domanick Davis

CAREER

1.	1,126	Domanick Davis (94 ret.)	1999-2002
2.	1,064	Skylar Green (77 ret.)	2002-05
3.	947	Eddie Kennison (75 ret.)	1993-95
4.	905	Sammy Grezaffi (79 ret.)	1965-67
5.	832	Kevin Faulk (61 ret.)	1995-98
6.	688	Tre'Davious White (31 ret.)	2014-16
7.	687	Joe Labruzzo (48 ret.)	1963-65
8.	673	Tre'Davious White (69 ret.)	2013-16
9.	647	Trindon Holliday (43 ret.)	2006-09
10.	597	Norman Jefferson (78 ret.)	1983-86

PUNT RETURN TOUCHDOWNS**GAME**

1.	2	Tommy Casanova vs. Ole Miss	1970
----	---	-----------------------------	------

SEASON

1.	3	Pinky Rohm	1937
----	---	------------	------

CAREER

1.	4	Skylar Green	2002-05
----	---	--------------	---------

LONGEST PUNT RETURNS

1.	*100	Eddie Kennison vs. Mississippi State	1994
2.	93	Chad Jones at Mississippi State	2009
3.	92	Tyrann Mathieu vs. Arkansas	2011
	92	Trindon Holliday vs. North Texas	2008
	92	Kenny Konz at Tulane	1949
6.	90	Craig Burns vs. Mississippi State	1970
7.	89	Billy Cannon vs. Ole Miss	1959
	89	Odell Beckham Jr. vs. Ole Miss	2012
9.	87	Patrick Peterson vs. North Carolina	2010
	87	Trindon Holliday vs. Arkansas	2009

* - NCAA Record

LONGEST MISSED FIELD GOAL RETURNS

1.	*100	Odell Beckham, Jr. vs. UAB	2013
----	------	----------------------------	------

* - NCAA Record

Kickoff Returns**MOST RETURNS****GAME**

1.	7	Odell Beckham, Jr. at Georgia	2013
	7	Trindon Holliday vs. Georgia	2008
	7	Trindon Holliday at Florida	2008
4	6	Eddie Kennison at Texas A&M	1995
5.	5	Leonard Fournette vs. Wisconsin	2014
	5	Odell Beckham, Jr. at Mississippi State	2013
	5	Morris Claiborne at Alabama	2011
	5	Domanick Davis vs. Alabama	2002
	5	Domanick Davis vs. Arkansas	2001
	5	Robert Dow vs. Vanderbilt	1976

SEASON

1.	32	Odell Beckham, Jr. (845 yards)	2013
	32	Patrick Peterson (932 yards)	2010
3.	27	Trindon Holliday (609 yards)	2008
4.	25	Domanick Davis (618 yards)	1999
5.	24	Leonard Fournette (625 yards)	2014
	24	Domanick Davis (560 yards)	2002
	24	Domanick Davis (572 yards)	2000
8.	23	Robert Dow (598 yards)	1975

CAREER

1.	95	Domanick Davis (2,168 yards)	1999-2002
2.	73	Trindon Holliday (1,806 yards)	2006-09
3.	70	Robert Dow (1,780 yards)	1973-76
4.	51	Eddie Kennison (1,178 yards)	1993-95
5.	43	Sammy Martin (1,066 yards)	1984-87
6.	42	Odell Beckham Jr. (1,044 yards)	2011-13
7.	38	Skylar Green (792 yards)	2002-05
	38	Hokie Gajan (890 yards)	1977-80
9.	34	Kevin Faulk (744 yards)	1995-98
	34	David Butler (794 yards)	1992-95

YARDS RETURNED**GAME**

1.	164	Trindon Holliday vs. Georgia (7 ret.)	2008
2.	163	Patrick Peterson at Arkansas (4 ret.)	2010
3.	155	Eddie Kennison at Texas A&M (6 ret.)	1995
4.	154	Morris Claiborne at West Virginia (3 ret.)	2011
5.	145	Eric Martin vs. Kentucky (2 ret.)	1981
6.	141	Trindon Holliday at Florida (7 ret.)	2008
7.	137	Hokie Gajan vs. Wyoming (3 ret.)	1978
8.	136	Odell Beckham, Jr. vs. TCU (4 ret.)	2013

SEASON (SINCE 1937)

1.	932	Patrick Peterson (32 ret.)	2010
2.	845	Odell Beckham, Jr. (32 ret.)	2013
3.	625	Leonard Fournette (24 ret.)	2014
4.	618	Domanick Davis (25 ret.)	1999
5.	609	Trindon Holliday (27 ret.)	2008
6.	598	Robert Dow (23 ret.)	1975
7.	572	Domanick Davis (24 ret.)	2000
8.	560	Domanick Davis (24 ret.)	2002

CAREER

1.	2,168	Domanick Davis (95 ret.)	1999-2002
2.	1,806	Trindon Holliday (73 ret.)	2006-09
3.	1,780	Robert Dow (70 ret.)	1973-76
4.	1,178	Eddie Kennison (51 ret.)	1993-95
5.	1,066	Sammy Martin (43 ret.)	1984-87
6.	1,044	Odell Beckham, Jr. (42 ret.)	2011-13

LONGEST KICKOFF RETURNS

1.	*100	Leonard Fournette vs. Notre Dame • TD	2014
	*100	Eric Martin vs. Kentucky • TD	1981
	*100	Sammy Grezaffi at Tennessee • TD	1967
4.	99	Morris Claiborne at West Virginia • TD	2011
	99	Hokie Gajan vs. Wyoming • TD	1978
	99	J.W. Brodnax at Florida • TD	1957
7.	98	Trindon Holliday at Ole Miss • TD	2007
	98	Jerry Stovall at Georgia Tech • TD	1962
9.	97	Billy Cannon at Texas Tech • TD	1957
10.	95	Joe May vs. Kentucky • TD	1955

* - NCAA Record

Miscellaneous Records**CAREER STARTS**

1.	53	Ciron Black	2006-09
2.	52	Andrew Whitworth	2002-05
3.	48	LaRon Landry	2003-06
	48	Jerel Myers	1999-02
	48	Rodney Reed	2000-03

CONSECUTIVE STARTS

1.	53	Ciron Black	2006-09
2.	52	Andrew Whitworth	2002-05
3.	48	LaRon Landry	2003-06
	48	Rodney Reed	2000-03

ALL-TIME KICKOFF RETURNS FOR TOUCHDOWNS

YARDS PLAYER

100	Leonard Fournette vs. Notre Dame (Dec. 30, 2014) – Music City Bowl
100	Eric Martin vs. Kentucky (Oct. 17, 1981)
100	Sammy Grezaffi at #4 Tennessee (Oct. 28, 1967)
99	Morris Claiborne at #16 West Virginia (Sept. 24, 2011)
99	Hokie Gajan vs. Wyoming (Dec. 2, 1978)
99	J. W. Brodnax at Florida (Oct. 26, 1957)
98	Trindon Holliday at Ole Miss (Nov. 17, 2007)
98	Jerry Stovall at #5 Georgia Tech (Oct. 6, 1962)
97	Billy Cannon at Texas Tech (Oct. 5, 1957)
95	Joe May vs. Kentucky (Sept. 17, 1955)
93	Pinky Rohm vs. Louisiana Normal (Nov. 20, 1937)
92	Trindon Holliday at #5 Arkansas (Nov. 24, 2006)
92	Eddie Kennison vs. Michigan St. (Dec. 29, 1995) – Independence Bowl
92	Robert Dow vs. Utah (Nov. 30, 1974)
88	Kevin Faulk at #10 Notre Dame (Nov. 21, 1998)
87	Kenny Konz at Vanderbilt (Nov. 6, 1948)
86	Pinky Rohm vs. Loyola-New Orleans (Oct. 30, 1937)

ALL-TIME PUNT RETURNS FOR TOUCHDOWNS

YARDS PLAYER

100	Eddie Kennison vs. Mississippi State (Sept. 10, 1994)
93	Chad Jones at Mississippi State (Sept. 18, 2009)
92	Tyrann Mathieu vs. Arkansas (Nov. 25, 2011)
92	Trindon Holliday vs. North Texas (Sept. 13, 2008)
92	Ken Konz at #10 Tulane (Nov. 26, 1949)
90	Craig Burns vs. Mississippi State (Nov. 14, 1970)
89	Odell Beckham Jr. vs. Ole Miss (Nov. 17, 2012)
89	Billy Cannon vs. #3 Ole Miss (Oct. 31, 1959)
87	Patrick Peterson vs. #18 North Carolina (Sept. 4, 2010)
87	Trindon Holliday vs. Arkansas (Nov. 28, 2009)
84	Norman Hodgins vs. Rice (Oct. 2, 1971)
83	Joe Labruzzo vs. Texas A&M (Sept. 21, 1963)
82	Joe Labruzzo vs. Rice (Sept. 25, 1965)
80	Skyler Green vs. Florida (Oct. 11, 2003)
80	Sammy Grezaffi at Kentucky (Oct. 15, 1966)
78	Domanick Davis vs. Mississippi State (Sept. 28, 2002)
78	Kevin Faulk vs. Houston (Sept. 7, 1996)
78	Sammy Grezaffi vs. Tulane (Nov. 20, 1965)
77	Craig Davis vs. Fresno State (Oct. 21, 2006)
76	Kenny Konz vs. Georgia Tech (Oct. 14, 1950)
75	Norman Jefferson vs. Baylor (Dec. 27, 1985) – Liberty Bowl
74	Todd Kinchen vs. Kentucky (Oct. 19, 1991)
74	Tommy Casanova vs. #16 Ole Miss (Dec. 5, 1970)
73	Todd Kinchen vs. Arkansas State (Oct. 12, 1991)
71	Domanick Davis vs. Ole Miss (Oct. 27, 2001)
70	Odell Beckham Jr. vs. North Texas (Sept. 1, 2012)
69	Tre'Davious White at Syracuse (Sept. 26, 2015)
68	Tommy Casanova at Rice (Sept. 27, 1969)
67	Tre'Davious White vs. Kentucky (Oct. 18, 2014)
66	Skyler Green vs. #16 Auburn (Oct. 22, 2005)
65	Skyler Green vs. Vanderbilt (Oct. 30, 2004)
65	Norman Jefferson at Ole Miss (Oct. 29, 1983)
62	Tyrann Mathieu vs. #12 Georgia (Dec. 3, 2011) – SEC Championship Game
62	Skyler Green at Arizona (Sept. 6, 2003)
62	Wendell Harris vs. Texas A&M (Sept. 30, 1961)
61	Tommy Casanova vs. #16 Ole Miss (Dec. 5, 1970)
61	Craig Burns vs. #16 Ole Miss (Dec. 5, 1970)
60	Tre'Davious White vs. Jacksonville State (Sept. 10, 2016)
60	Patrick Peterson vs. West Virginia (Sept. 25, 2010)
60	Chris Williams at Tulane (Nov. 19, 1977)
60	Pinky Rohm vs. Texas (Oct. 2, 1937)
58	Kevin Faulk vs. Arkansas State (Sept. 12, 1998)
54	Clinton Burrell vs. Ole Miss (Nov. 2, 1974)
53	J.W. Brodnax at #14 Ole Miss (Nov. 9, 1957)
53	Pinky Rohm vs. Mississippi State (Nov. 6, 1937)
50	Larry Foster vs. Idaho (Sept. 26, 1998)
39	Craig Burns vs. #19 Florida State (Dec. 30, 1968) - Peach Bowl
35	Pinky Rohm vs. Loyola-New Orleans (Oct. 30, 1937)
34	Johnny Robinson at Tulane (Nov. 22, 1958)
31	Derwood Graham vs. #18 Mississippi State (Nov. 12, 1955)



Trindon Holliday



Kevin Faulk

ALL-TIME RETURN/RECOVERY OF BLOCKED PUNT FOR TOUCHDOWN

YARDS PLAYER

33	Paul Ziegler at Florida (Oct. 15, 1955)
29	Craig Steltz at #15 Arizona State (Sept. 10, 2005)
19	Ernie Maggiorie vs. Texas A&M (Sept. 18, 1965)
19	Blythe Clark vs. Mississippi State (Nov. 6, 1937)
13	Tommy Fussell at Miami (Fla) (Oct. 9, 1965)
4	Tommy Fussell vs. Texas A&M (Sept. 19, 1964)
3	David Lee vs. Florida (Oct. 6, 1973)
0	Ryan Clark at #12 Mississippi State (Oct. 23, 1999)
0	Kenny Mixon at Ole Miss (Oct. 29, 1994)
0	Alex Knight vs. #11 Texas A&M (Sept. 20, 1975)
0	George Bevan vs. South Carolina (Sept. 17, 1966)
0	Gene Sykes vs. #7 Colorado (Jan. 1, 1962) - Orange Bowl
0	Billy West at Georgia (Oct. 20, 1951)



Anthony McFarland

TACKLES

GAME

1.	21	Al Richardson vs. South Carolina	1982
2.	20	Kevin Minter at Florida	2012
	20	Chuck Wiley at Kentucky	1995
	20	Rudy Harmon at Florida	1988
	20	Toby Caston vs. Georgia	1986

SEASON

1.	154	Bradie James	2002
2.	150	Al Richardson	1981
3.	144	Lawrence Williams	1981
4.	130	Kevin Minter	2012
5.	129	Al Richardson	1980
6.	123	Lawrence Williams	1982
7.	122	Steve Cassidy	1975
8.	121	Al Richardson	1982
9.	119	Trev Faulk	2001
	119	Lawrence Williams	1980
11.	116	Kelvin Sheppard	2010

CAREER

1.	452	Al Richardson	1979-82
2.	418	Bradie James	1999-02
3.	386	Lawrence Williams	1979-82
4.	346	Steve Cassidy	1972-75
5.	336	Shawn Burks	1983-85
6.	316	Lyman White	1977-80
7.	315	LaRon Landry	2003-06
	315	Ryan Clark	1998-01
9.	311	Kelvin Sheppard	2007-10
10.	305	Toby Caston	1983-86

TACKLES FOR LOSS

GAME (SINCE 1971)

1.	6.0	Marcus Spears vs. Troy	2004
	6.0	Gabe Northern at Ole Miss	1994
3.	5.0	Anthony McFarland vs. Arkansas State	1998
4.	4.5	Drake Nevis at Florida	2010
5.	4.0	Kendell Beckwith vs. Texas Tech	2015
	4.0	Claude Wroten vs. Alabama	2004
	4.0	Jarvis Green vs. San Jose State	1999
	4.0	Anthony McFarland vs. Georgia	1998
	4.0	Bobby Williams vs. Alabama	1992
	4.0	Michael Brooks at Kentucky	1984
	4.0	Leonard Marshall vs. Oregon State	1981
	4.0	Lyman White at Colorado	1979
	4.0	Bobby Conn vs. Florida	1975
	4.0	Charles Miciotto vs. Texas A&M	1972



Al Richardson

TACKLES FOR LOSS

SEASON (SINCE 1972)

1.	23	Gabe Northern	1994
2.	21	Kenny Bordelon	1975
3.	18	Anthony McFarland	1998
4.	17	Marcus Spears	2004
	17	Jarvis Green	1998
6.	16	Chad Lavalais	2003
	16	Michael Brooks	1985
	16	John Adams	1978
9.	15	Kevin Minter	2012
	15	Barkevious Mingo	2011
	15	Chuck Wiley	1995

CAREER

1.	55	Anthony McFarland	1995-98
2.	43	Chuck Wiley	1994-97
3.	40	Gabe Northern	1992-95
4.	39	Jarvis Green	1998-01
5.	38	Michael Brooks	1983-86
6.	37	Ron Sancho	1985-88
7.	34.5	Marcus Spears	2001-04
8.	32.5	Chad Lavalais	2000-03
	32.5	Sam Montgomery	2010-12
10.	30	Kenny Bordelon	1972-75
11.	29	Barkevious Mingo	2010-12

SACKS

GAME

1.	4	Chuck Wiley at South Carolina	1995
2.	3	Many Times	
		Last: Tashawn Bower vs. Louisville*	2016

SEASON

1.	12	Arden Key	2016
2.	11	Gabe Northern	1994
3.	10	Rydell Malancon	1981
4.	9	Sam Montgomery	2011
	9	Melvin Oliver	2005
	9	Marcus Spears	2004
	9	Gabe Northern	1995
	9	Ron Sancho	1987
9.	8.5	Tyson Jackson	2006
10.	8	Many Times	
		Last: Lewis Neal	2015

CAREER

1.	25	Rydell Malancon	1980-83
2.	23	Ron Sancho	1985-88
3.	21	Gabe Northern	1992-95
4.	20	Melvin Oliver	2002-05
	20	Jarvis Green	1998-01
6.	19	Sam Montgomery	2010-12
	19	Marcus Spears	2001-04
	19	Chuck Wiley	1994-97
9.	18.5	Tyson Jackson	2006-09
10.	18	James Gillyard	1992-95
	18	Michael Brooks	1983-86



Chuck Wiley

INTERCEPTIONS

GAME

1.	3	Craig Steltz at Mississippi State	2007
	3	Corey Webster at Florida	2002
	3	Chris Williams at Rice	1978
	3	Clinton Burrell at Tulane	1975
	3	Craig Burns vs. Ole Miss	1970
	3	Jerry Joseph vs. Kentucky	1965
	3	Kenny Konz at Tulane	1949

SEASON

1.	8	Chris Williams (72 yards)	1978
	8	Craig Burns (117 yards)	1970
3.	7	Corey Webster (60 yards)	2003
	7	Corey Webster (75 yards)	2002
	7	Cedric Donaldson (192 yards)	1997
	7	Greg Jackson (219 yards)	1988
7.	6	Morris Claiborne (173 yards)	2011
	6	Craig Steltz (153 yards)	2007
	6	Chris Carrier (98 yards)	1986
	6	Liffort Hobley (66 yards)	1984
	6	Chris Williams (8 yards)	1980
	6	Jerry Joseph (64 yards)	1965

CAREER

1.	20	Chris Williams (91 yards)	1977-80
2.	16	Corey Webster (181 yards)	2001-04
3.	12	LaRon Landry (151 yards)	2003-06
	12	Craig Burns (139 yards)	1968-70
	12	Charles Oakley (251 yards)	1951-53
6.	11	Morris Claiborne (274 yards)	2009-11
	11	Craig Steltz (286 yards)	2004-07
	11	Tory James (110 yards)	1992-95
	11	Greg Jackson (260 yards)	1985-88
10.	10	Mark Roman (263 yards)	1996-99
	10	Chris Carrier (144 yards)	1984-87
	10	Kevin Guidry (54 yards)	1984-87
	10	Norman Jefferson (58 yards)	1983-86
	10	Liffort Hobley (120 yards)	1980-84
	10	Willie Teal (120 yards)	1976-79

INTERCEPTION RETURN YARDS

GAME

1.	100	Craig Loston vs. Mississippi State (1 INT)	2012
	100	Craig Steltz at Mississippi State (3 INTs)	2007
	100	Greg Jackson at Mississippi State (1 INT)	1988
	100	White Graves at Kentucky (1 INT)	1964
5.	99	Cedric Donaldson vs. Florida (2 INTs)	1997
6.	89	Morris Claiborne at Tennessee (1 INT)	2011
	89	Wayne Williams vs. Vanderbilt (2 INTs)	1991
8.	85	Patrick Peterson vs. Louisiana-Monroe (1 INT)	2010
	85	Mark Roman vs. Tulane (1 INT)	1996
	85	Clinton Burrell vs. Tulane (2 INTs)	1974
11.	77	Billy Cannon vs. TCU (1 INT)	1959



LaRon Landry

SEASON

1.	219	Greg Jackson (7 INTs)	1988
2.	192	Cedric Donaldson (7 INTs)	1997
3.	173	Morris Claiborne (6 INTs)	2011
4.	153	Craig Steltz (6 INTs)	2007
5.	145	Billy Cannon (4 INTs)	1959
6.	141	Charles Oakley (6 INTs)	1952
7.	134	Patrick Peterson (4 INTs)	2010
8.	125	George Brancato (7 INTs)	1952
9.	117	Craig Burns (8 INTs)	1970
10.	116	Mark Roman (4 INTs)	1996

CAREER

1.	286	Craig Steltz (11 INTs)	2004-07
2.	274	Morris Claiborne (11 INTs)	2009-11
3.	263	Mark Roman (10 INTs)	1996-99
4.	260	Greg Jackson (11 INTs)	1985-88
5.	251	Charles Oakley (12 INTs)	1951-53
6.	199	Cedric Donaldson (8 INTs)	1996-97
7.	181	Corey Webster (16 INTs)	2001-04
8.	171	Patrick Peterson (7 INTs)	2008-10
9.	170	Jonathan Zenon (9 INTs)	2003-07
10.	168	Damien James (9 INTs)	1999-02

PASSES DEFENDED

SEASON

1.	32	Corey Webster	2003
2.	28	Travis Daniels	2003
3.	21	Chevis Jackson	2007
4.	17	Demetrius Hookfin	2002
5.	17	Corey Webster	2002
6.	16	Chevis Jackson	2006
7.	16	Jonathan Zenon	2006
8.	15	Patrick Peterson	2009
9.	15	Norman LeJeune	2002
10.	14	Tre'Davious White	2016

CAREER

1.	62	Corey Webster	2001-04
2.	44	Chevis Jackson	2004-07
3.	40	LaRon Landry	2003-06
4.	35	Travis Daniels	2001-04
5.	34	Tre'Davious White	2013-16
6.	34	Morris Claiborne	2009-11
7.	34	Jonathan Zenon	2004-07
8.	31	Patrick Peterson	2008-10
9.	29	Tharold Simon	2010-12
10.	29	Demetrius Hookfin	1999-02



Tyrann Mathieu

FUMBLE RECOVERIES

SEASON

1.	6	Alex Knight	1976
2.	5	Tyrann Mathieu	2011
3.	5	Greg Dubroc	1981
4.	4	Trev Faulk	2000
5.	4	Ramsey Dardar	1980
6.	4	Lyman White	1978
7.	4	Sammy Grezaffi	1967

CAREER

1.	11	Greg Dubroc	1981-84
2.	9	Jeffery Dale	1981-84
3.	8	Tyrann Mathieu	2010-11
4.	8	Lyman White	1977-80
5.	8	Alex Knight	1974-76
6.	7	Ron Sancho	1985-88
7.	7	Sammy Grezaffi	1965-67
8.	6	Al Richardson	1979-82
9.	6	Ramsey Dardar	1980-82
10.	6	John Adams	1976-79
11.	6	Rand Dennis	1972-74

FORCED FUMBLES

SEASON

1.	6	Tyrann Mathieu	2011
2.	5	Tyrann Mathieu	2010
3.	5	Mark Roman	1998
4.	3	Arden Key	2016
5.	3	Drake Nevis	2010
6.	3	Harry Coleman	2009
7.	3	Craig Steltz	2007
8.	3	Danny McCray	2006
9.	3	Ali Highsmith	2005
10.	3	Jarvis Green	1999
11.	3	Ryan Clark	1999
12.	3	Joe Wesley	1998
13.	3	Mike Sutton	1996
14.	3	Gabe Northern	1995
15.	3	Ricardo Washington	1991

CAREER

1.	*11	Tyrann Mathieu	2010-11
2.	7	Ali Highsmith	2004-07
3.	6	Kelvin Sheppard	2007-10
4.	6	Clarence LeBlanc	1996-99
5.	5	Mark Roman	1996-99
6.	5	Gabe Northern	1992-95
7.	5	Eric Hill	1985-88
8.	4	Ronald Martin	2011-14
9.	4	Barkevious Mingo	2010-12
10.	4	Drake Nevis	2007-10
11.	4	Harry Coleman	2006-09

* - SEC record



Corey Webster

ALL-TIME FUMBLE RETURNS FOR TDS

YDS PLAYER

100	Ken Kavanaugh at Rice (Oct. 9, 1937)
37	Gabe Northern vs. Michigan St. (Dec. 29, 1995) – Indy Bowl
36	Kenny Konz vs. Texas A&M (Oct. 9, 1948)
29	Lavar Edwards vs. UL-Monroe (Nov. 13, 2010)
25	Danielle Hunter vs. Mississippi State (Sept. 20, 2014)
25	Eric Alexander vs. Arkansas (Nov. 28, 2003)
25	Dwight Robinson at Florida (Oct. 28, 1961)
24	Chris Hawkins vs. Tulane (Nov. 1, 2008)
23	Tyrann Mathieu vs. Kentucky (Oct. 1, 2011)
22	Ali Highsmith at Vanderbilt (Oct. 8, 2005)
15	Jason LeDoux at South Carolina (Oct. 18, 2003)
8	Cameron Vaughn vs. Alabama (Nov. 13, 2004)
3	Tyrann Mathieu vs. #3 Oregon (Sept. 3, 2011)
1	Johnny Robinson vs. Tulane (Nov. 30, 1957)
0	Kevin Minter at Ole Miss (Nov. 19, 2011)
0	Chuck Wiley at Alabama (Nov. 8, 1997)
0	Mike Williams vs. Kentucky (Oct. 20, 1973)
0	Walter Barnes vs. Mississippi State (Oct. 5, 1946)



Morris Claiborne



Patrick Peterson

ALL-TIME INTERCEPTION RETURNS FOR TOUCHDOWNS

YARDS	PLAYER
100	Craig Loston vs. #22 Mississippi State (Nov. 10, 2012)
100	Greg Jackson at Mississippi State (Nov. 12, 1988)
99	White Graves at Kentucky (Oct. 17, 1964)
85	Mark Roman vs. Tulane (Nov. 23, 1996)
85	Larry King vs. #18 Mississippi State (Nov. 12, 1955)
83	Jabbo Stell vs. Louisiana Normal (Nov. 20, 1937)
82	Dan Sandifer vs. Alabama (Nov. 9, 1946)
78	Lou Deutschmann vs. #18 Ole Miss (Oct. 31, 1953)
76	Jim Barton vs. Southeastern Louisiana (Nov. 19, 1949)
73	John Aubrey Adams vs. Indiana (Sept. 16, 1978)
72	Tommy Casanova vs. Mississippi State (Nov. 12, 1977)
71	Greg Jackson vs. Tulane (Nov. 26, 1988)
66	Johnny Mitchell at #12 Alabama (Nov. 6, 1998)
66	Pat Rogers at Kentucky (Oct. 14, 1995)
65	Y.A. Tittle vs. Alabama (Nov. 9, 1946)
56	Damien James vs. Houston (Sept. 9, 2000)
53	Mark Roman at #10 Notre Dame (Nov. 21, 1998)
51	Jim Cason vs. Rice (Sept. 29, 1945)
50	Fred Booker vs. San Jose State (Sept. 4, 1999)
50	Billy Cannon vs. Baylor (in Shreveport, La.) (Oct. 3, 1959)
48	Travis Daniels at Mississippi State (Sept. 27, 2003)
46	Ron Brooks at Ole Miss (Nov. 19, 2011)
45	Ronald Martin vs. Idaho (Sept. 15, 2012)
45	Morris Claiborne vs. #12 Georgia (Dec. 3, 2011) – SEC Championship Game
45	Corey Webster at #16 Florida (Oct. 12, 2002)
45	Norman Hodgins vs. Texas A&M (Sept. 23, 1973)
44	Carlton Buckels vs. Arkansas State (Oct. 12, 1991)
44	James Britt vs. Tennessee (Oct. 9, 1982)
43	Duane Leopard vs. Tulane (Nov. 30, 1957)
42	Lloyd Frye at Rice (Sept. 27, 1969)
42	Gerry Kent vs. Baylor (Oct. 5, 1968)
42	John Garlington at Rice (Sept. 24, 1966)
41	Jonathan Zenon vs. Arizona (Sept. 9, 2006)
39	Raion Hill at #14 Auburn (Sept. 21, 1996)
37	Patrick Peterson at Mississippi State (Sept. 26, 2009)
37	Jeffrey Dale vs. Ole Miss (Nov. 3, 1984)
36	Johnny Mitchell vs. Idaho (Sept. 26, 1998)
36	Corey Raymond (TD, 30)/Anthony Marshall (INT, 6) vs. Arkansas State (Oct. 12, 1991)
36	Michael Brooks vs. #7 Texas A&M (Sept. 13, 1986)
35	Marcus Spears vs. Mississippi State (Sept. 25, 2004)
35	Al Doggett vs. Tulane (Nov. 28, 1953)

YARDS	PLAYER
32	Ron Brooks vs. Louisiana-Monroe (Nov. 13, 2010)
32	Damien James vs. The Citadel (Sept. 7, 2002)
31	Mark Roman vs. North Texas (Sept. 11, 1999)
31	Cedric Donaldson vs. #1 Florida (Oct. 11, 1997)
31	Cedric Donaldson vs. Texas-El Paso (Sept. 6, 1997)
31	David Walkup vs. Arkansas State (Oct. 12, 1991)
31	Jimmy Taylor vs. Kentucky (Oct. 19, 1957)
30	Jeff Burkett vs. Ole Miss (Nov. 2, 1946)
30	Albert Sanders at #12 Georgia (Oct. 20, 1945)
29	Kendell Beckwith vs. New Mexico State (Sept. 27, 2014)
29	Jacob Cutrera at Washington (Sept. 5, 2009)
29	Jack Hunt vs. Louisiana Tech (Nov. 1, 2003)
28	Ron Brooks vs. #19 Auburn (Oct. 22, 2011)
27	Jim Gainey vs. Colorado (Sept. 11, 1971)
27	Bob Ziegler vs. Arkansas (in Shreveport, La.) (Nov. 24, 1956)
26	Norman Jefferson at Vanderbilt (Oct. 12, 1985)
25	Joseph Wesley vs. North Texas (Oct. 21, 1995)
25	Gary Champagne vs. #10 Colorado (Sept. 15, 1973)
24	Tory James vs. #15 Texas A&M (Sept. 3, 1994)
24	Greg Jackson at Florida (Oct. 4, 1986)
23	Lavar Edwards vs. Idaho (Sept. 15, 2002)
22	Rodney Young at Tulane (Nov. 19, 1994)
22	Wendall Nealy vs. Villanova (in Shreveport, La.) (Nov. 24, 1951)
21	Tre'Davious White vs. Wisconsin (in Green Bay, Wisc.) (Sept. 3, 2016)
21	Clarence LeBlanc at Auburn (Sept. 19, 1998)
21	Wilbert Abney vs. Vanderbilt (Oct. 27, 1945)
20	Jonathan Zenon vs. Louisiana-Lafayette (Sept. 2, 2006)
20	Marcus Spears vs. #3 Oklahoma (Jan. 4, 2004) – BCS National Championship Game
20	Ron Sancho vs. #10 Texas A&M (Sept. 3, 1988)
18	Jonathan Zenon vs. #14 Tennessee (Dec. 1, 2007) – SEC Championship Game
18	Lionel Turner vs. #5 Georgia (Dec. 6, 2003) – SEC Championship Game
18	Abner Wimberly at Georgia (Oct. 4, 1947)
12	William Gunnels vs. Rice (Sept. 24, 1977)
10	Demetrius Hookfin vs. South Carolina (Oct. 19, 2002)
8	Don Addison at Miami (Fla.) (Oct. 10, 1969)
3	Kenneth Hollis vs. #10 Tennessee (Sept. 26, 2005)
1	Travis Daniels vs. Arkansas State (Sept. 11, 2004)
1	Ricardo Washington vs. Vanderbilt (Sept. 21, 1991)

Record for TD Returns: 3 vs. Arkansas St., Oct. 12, 1991

Games with 2 TD Returns: 2 vs. Idaho, Sept. 15, 2012; 2 vs. Alabama, Nov. 9, 1946

Total Offense

PLAYS

GAME

1.	99	vs. Tulane	1969
2.	98	at Tulane	1968
	98	vs. Wyoming	1977
	98	vs. Kentucky	1985
3.	97	vs. Illinois*	2001
4.	96	vs. Baylor	1970
	96	at Florida	1977
6.	95	vs. Florida	1977
	95	at Florida	1978
	95	vs. Texas*	2002
	95	vs. Arkansas	2007

SEASON

1.	1,054 (6,152 total yards)	2007
2.	994 (5,857 total yards)	2003
3.	959 (6,013 total yards)	2001
4.	957 (4,917 total yards)	1977
5.	940 (4,371 total yards)	1985
6.	928 (4,219 total yards)	1972
7.	917 (4,016 total yards)	1970
8.	913 (4,491 total yards)	1978
9.	908 (4,677 total yards)	1971
10.	899 (4,739 total yards)	1982

YARDS

GAME

1.	746	vs. Rice (502 rush, 244 pass)	1977
2.	680	vs. Western Carolina (195 rush, 485 pass)	2000
3.	672	vs. Furman (332 rush, 340 pass)	2013
4.	664	vs. Rice (436 rush, 228 pass)	1987
5.	653	vs. Louisiana Tech (281 rush, 372 pass)	2003

SEASON

1.	6,152 (2,998 rush, 3,154 pass)	2007
2.	6,013 (1,991 rush, 4,022 pass)	2001
3.	5,893 (2,630 rush, 3,263 pass)	2013
4.	5,857 (2,600 rush, 3,257 pass)	2003
5.	5,427 (2,155 rush, 3,272 pass)	2006

YARDS PER PLAY

GAME

1.	10.9	vs. Southern Miss	2016
2.	10.8	vs. Furman	2013
3.	10.4	vs. Kent State	2013
4.	10.3	vs. Texas Tech*	2015
5.	10.1	vs. Rice	1987

SEASON

1.	6.9		2013
2.	6.7		2016
	6.7		2015
	6.7		1945
5.	6.6		2006

YARDS PER GAME

SEASON

1.	453.3		2013
2.	451.5		2001
3.	440.3		1987
4.	439.4		2007
5.	437.2		2015

TD'S BY RUSHING AND PASSING

SEASON

1.	64 (35 rush, 29 pass)	2007
2.	60 (37 rush, 23 pass)	2013
3.	56 (35 rush, 21 pass)	2011
4.	55 (25 rush, 30 pass)	2006
5.	54 (24 rush, 30 pass)	2003

TIME OF POSSESSION

GAME (SINCE 1978)

1.	42:33	vs. Missouri	2016
	41:48	at Florida	1978
	41:43	at South Carolina	2003
	41:13	at Texas A&M	2014
	41:06	at Tennessee	2006
	40:19	Texas A&M	2013

39:53	South Carolina	2015
39:30	at Alabama	1982
39:16	vs. Illinois*	2001
39:15	Alabama	2012

Rushing

RUSHES

GAME

1.	83	vs. Wyoming (487 yards)	1977
2.	82	vs. Florida (385 yards)	1977
3.	79	at Florida (315 yards)	1978
4.	76	vs. Ole Miss (426 yards)	1976
5.	75	vs. Tulane (334 yards)	1974

SEASON

1.	675 (2,622 yards)	1973
2.	674 (3,352 yards)	1977
3.	663 (3,041 yards)	1976
4.	655 (2,525 yards)	1974
5.	621 (2,919 yards)	2014

YARDS

GAME

1.	503	vs. Oregon (69 atts.)	1977
2.	502	vs. Rice (72 atts.)	1977
3.	475	vs. Wyoming (83 atts.)	1977
4.	441	vs. Rice (69 atts.)	1978
5.	437	vs. Colorado (74 atts.)	1974

SEASON

1.	3,352 (674 atts.)	1977
2.	3,082 (505 atts.)	2015
3.	3,041 (663 atts.)	1976
4.	2,998 (612 atts.)	2007
5.	2,919 (621 atts.)	2014

YARDS PER RUSH

GAME

1.	10.1	vs. Rice (43/436)	1987
2.	9.7	vs. Texas Tech* (39.377)	2015

SEASON

1.	6.8		1945
----	-----	--	------

YARDS PER GAME

SEASON

1.	304.7 (3,352 yards)	1977
2.	274.5 (3,041 yards)	1976
3.	256.8 (3,082 yards)	2015
4.	256.6 (2,823 yards)	1997
5.	243.5 (2,678 yards)	1978

RUSHING TOUCHDOWNS

GAME

1.	8	at Kentucky	1997
	8	vs. Baylor	1969
	8	vs. Tulane	1961

SEASON

1.	37		2013
2.	36		2015
3.	35		2011
	35		2007
	35		1977

Passing

PASSES ATTEMPTED

GAME

1.	69	vs. Auburn (33 comp.)	1999
2.	56	at Tulane (26 comp.)	1979
3.	53	vs. Illinois* (31 comp.)	2001
4.	52	vs. Florida (20 comp.)	1995
5.	51	vs. Mississippi State (33 comp.)	1983
	51	@ Ole Miss (26 comp.)	2015

SEASON

1.	442 (256 comp.)	2007
2.	411 (238 comp.)	2001
3.	405 (200 comp.)	1999
4.	401 (255 comp.)	2003
5.	391 (206 comp.)	2008

PASSES COMPLETED

GAME

1.	35	at Alabama (44 atts.)	2001
2.	33	vs. Auburn (69 atts.)	1999
	33	vs. Mississippi State (51 atts.)	1983
4.	31	vs. Tennessee (51 atts.)	1989
	31	at Notre Dame (42 atts.)	1985
	31	vs. Illinois* (53 atts.)	2001

SEASON

1.	256 (442 atts.)	2007
2.	255 (401 atts.)	2003
3.	245 (368 atts.)	2006
4.	238 (411 atts.)	2001
5.	220 (366 atts.)	1985

HIGHEST PERCENTAGE

PASSES COMPLETED

GAME

(Min. 20 atts.)			
1.	.862	vs. Mississippi State (25-29)	2013
2.	.857	vs. Alabama (18-21)	2006
	.857	vs. North Texas (24-28)	2005
(Min. 30 atts.)			

1.	.813	at South Carolina (26-32)	2003
2.	.806	vs. Louisiana Tech (25-31)	2003

SEASON

(Min. 200 atts.)			
1.	.666 (245-368)		2006
2.	.636 (255-401)		2003
3.	.635 (162-255)		1982
4.	.629 (205-326)		2013
5.	.620 (173-279)		2011

MOST PASS ATTEMPTS

W/O AN INTERCEPTION

GAME

1.	53	vs. Illinois*	2001
2.	49	vs. Tennessee	1989
3.	47	vs. Arkansas	2007
4.	44	vs. Mississippi State	1991
5.	43	at Tennessee	2001

PASSES HAD INTERCEPTED

GAME

1.	6	at Auburn	1994
	6	vs. Tennessee	1939
3.	5	at Auburn	1938
	5	at Auburn	1939
	5	vs. Holy Cross	1941
	5	at Georgia Tech	1943
	5	vs. Ole Miss	1954
	5	vs. Alabama	1975
	5	vs. Nebraska*	1984

SEASON

1.	25		1999
2.	21		1994
3.	19	5 times (1956, 1954, 1951, 1941, 1940)	

FEWEST PASSES INTERCEPTED

SEASON

1.	4		1962
2.	5		2011
3.	6	3 times (1990, 1977, 1961)	
4.	7	5 times (2016, 2012, 1997, 1980, 1974)	

YARDS GAINED PASSING

GAME

1.	528	at Alabama	2001
2.	485	vs. Western Carolina	2000
3.	456	vs. Rice	1995
4.	444	vs. Illinois*	2001
5.	438	vs. Tennessee	1989

SEASON

1.	3,578 (238-411)	2001
2.	3,272 (245-268)	2006
3.	3,263 (205-326)	2013
4.	3,257 (255-401)	2003

YARDS GAINED PER GAME PASSING

SEASON	
1. 298.2 (3,578 yards)	2001
2. 258.1 (2,839 yards)	1989
3. 251.7 (3,272 yards)	2006
4. 251.0 (3,263 yards)	2013
5. 245.3 (2,698 yards)	2000

TOUCHDOWN PASSES

GAME		
1. 7	vs. Ohio	1989
2. 5	vs. Tulane	1946
5	vs. Rice	1977
5	vs. Cal State Fullerton	1987
5	vs. Akron	1997
5	vs. Western Carolina	2000
5	vs. UAB	2013

SEASON

1. 30	2006
30	2003
3. 29	2007
4. 26	1989
5. 24	2000

Scoring
POINTS

GAME		
1. 93	vs. Louisiana-Lafayette	1936
2. 77	vs. Rice	1977
3. 70	vs. Arkansas State	1991
4. 66	vs. Wyoming	1977
5. 63	vs. New Mexico State	2014
63	vs. Idaho	2012
63	at Kentucky	1997
63	vs. New Mexico State	1996
63	vs. Baylor	1969

SEASON

1. 541	2007
2. 500	2011
3. 475	2003
4. 465	2013
5. 438	2006

POINTS PER GAME

SEASON	
1. 38.6	2007
2. 35.8	2013
3. 35.7	2011
4. 34.9	1969
5. 34.1	1977

POINTS IN A HALF

1. 56	at Tulane (2nd)	1958
2. 52	vs. Louisiana-Lafayette (1st)	1936
3. 49	vs. Louisiana Tech (1st)	2003
49	vs. Rice (2nd)	1977

MOST POINTS IN A QUARTER

1. 35	vs. Rice (3rd)	1977
35	at Tulane (4th)	1958
3. 30	vs. Troy (4th)	2008
4. 28	vs. Southern Miss (3rd)	2016
28	vs. New Mexico State (2nd)	2014
28	at Mississippi State (4th)	2013
28	vs. Georgia Tech* (2nd)	2008
28	at Arizona State (4th)	2005
28	vs. Louisiana Tech (1st)	2003
28	vs. New Mexico State (2nd)	1996
28	vs. Ole Miss (4th)	1970
28	vs. Tulane (1st)	1965
28	vs. Louisiana-Lafayette (3rd)	1936

TOTAL TOUCHDOWNS

GAME		
1. 11	vs. Rice, 1977	
2. 9	Several: Last vs. New Mexico State, 2014	

SEASON

1. 66	2007
2. 65	2011
3. 63	2003
4. 61	2013
5. 59	2006

PAT'S BY KICKING

GAME		
1. 11	vs. Rice, 1977	
2. 9	Several: Last vs. New Mexico State, 2014	

SEASON

1. 63	2007
2. 62	2011
3. 60	2013
4. 57	2006
57	2003

CONSECUTIVE PAT'S

SEASON	
1. 63	2007
2. 59	2006
59	2003

OVERALL

1. 147 (Alleman 106, Delahoussaye 41)	2011-13
2. 110 (Browndyke 109, Lewis 1)	1986-89
3. 106 (David 104, Gaudet 2)	2006-08

FIELD GOALS

GAME		
1. 5	vs. Mississippi State	2010
2. 4	at Mississippi State	2011
4	vs. Miami (Fla.)*	2005
4	vs. Arkansas	2009
4	at Kentucky	2007
4	vs. Miami (Ohio)	2002
4	at Auburn	1994
4	at Mississippi State	1993
4	at Ohio State	1988
4	at Georgia	1987
4	vs. Ole Miss	1986
4	at Mississippi State	1986
4	at Kentucky	1978

SEASON

1. 28	2010
2. 26	2007
3. 21	2012
4. 19	1986
5. 18	2008

Punting
MOST PUNTS

GAME		
1. 17	vs. Mississippi State	1940
17	at Tennessee	1942

SEASON

1. 104	1941
2. 87	1942
3. 83	1951
4. 82	1952
5. 80	1950
80	1948

YARDS PUNTED

GAME		
1. 664	vs. Mississippi State (17 punts)	1940

SEASON

1. 4,010	1941
----------	------

PUNTING YARDS PER GAME

GAME		
(Min. 5 Punts)		
1. 53.2	at Mississippi State (5/266)	1997
2. 52.4	vs. Arkansas (5/262)	1999
3. 51.3	at Ole Miss (7/359)	1957
(Min. 10 Punts)		

1. 47.3	at Ole Miss (10-473)	1960
---------	----------------------	------

SEASON

1. 46.0 (54/2,486)	1997
--------------------	------

Kickoff Returns
RETURNS

GAME		
1. 9	vs. Florida (168 yards)	2008
2. 8	vs. Georgia (193 yards)	2008
8	vs. Florida (166 yards)	1993
8	vs. Miami (190 yards)	1988
8	vs. Tulane (185 yards)	1948

SEASON

1. 54	2008
2. 47	1989

YARDS RETURNED

GAME		
1. 193	vs. Georgia	2008
2. 178	vs. Alabama	1983

SEASON

1. 1,190 (46 returns)	2010
-----------------------	------

Punt Returns
RETURNS

GAME		
1. 13	at Tulane	1937

SEASON

1. 72	1937
-------	------

YARDS RETURNED

GAME		
1. 205	vs. Ole Miss (6 returns, 3 TDs)	1970
2. 192	vs. Baylor (5 returns 0 TDs)	1969

SEASON

1. 1,004	1937
----------	------

Miscellaneous
GAMES PLAYED

SEASON	
1. 14	2011
14	2007
14	2003
4. 13	9 times
	2014, '13, '12, '10, '08, '06, '05, '02, '01

WINS

SEASON	
1. 13	2011
13	2003
3. 12	2007
4. 11	4 times (2010, 2006, 2005, 1958)

CONSECUTIVE WINS

SEASON	
1. 13	2011
2. 11	1958
3. 10	1961
4. 9	2005
9	1973
9	1935

OVERALL

1. 19	1957-59
2. 15	1907-09
3. 14	2010-11
4. 13	2006-07
5. 11	1971-72
11	1961-62

SEC WINS

SEASON

1.	8	2011
2.	7	2003
3.	7	2005
4.	6	11 times 2013, '12, '10, '07, '06, '04, 1997, '96, '88, '61, '58, '36

CONSECUTIVE SEC WINS

OVERALL

1.	13	1935-37
2.	11	1960-62
3.	10	1957-59
4.	9	2011-12
	9	1969-71

MOST FIRST DOWNS

GAME

1.	35	vs. Mississippi State	1969
----	----	-----------------------	------

SEASON

1.	316	2007
2.	298	2003

MOST YARDS PENALIZED

GAME

1.	184	at Florida	1961
----	-----	------------	------

SEASON

1.	880	2007
2.	790	1989

MOST FUMBLES LOST

GAME

1.	6	vs. Rice	1974
	6	vs. Georgia	1952
	6	vs. Texas	1952
	6	at Rice	1951

SEASON

1.	29	1974
----	----	------

Total Defense

FEWEST YARDS ALLOWED

GAME

1.	26	vs. Mercer	1940
----	----	------------	------

SEASON

1.	1,236	1937
----	-------	------

FEWEST YARDS ALLOWED PER GAME

SEASON

1.	123.6	1937
2.	143.2	1959
3.	170.3	1961
4.	175.7	1964
5.	191.4	1958

Rushing Defense

FEWEST YARDS ALLOWED

GAME

1.	-50	vs. Ole Miss	1982
2.	-43	vs. Mercer	1940

SEASON

1.	389	1969
2.	574	1970
3.	687	1937
4.	794	1961
5.	832	1962

FEWEST YARDS ALLOWED PER GAME

SEASON

1.	38.9	1969
2.	52.2	1970
3.	62.5	1937
4.	67.0	2003
5.	79.4	1961

Passing Defense

FEWEST YARDS ALLOWED

GAME

1.	0	vs. Alabama	1971
	0	vs. Ole Miss	1958
	0	at Alabama	1958
	0	vs. Texas Tech	1954
	0	vs. Ole Miss	1942
	0	vs. Louisiana Normal	1942
	0	vs. Auburn	1939
	0	vs. Texas	1937
	0	vs. Florida	1937

FEWEST YARDS ALLOWED PER GAME

SEASON

1.	52.4	1959
2.	54.9	1937
3.	64.2	1955
4.	65.1	1941
5.	67.4	1946

MOST INTERCEPTIONS

GAME

1.	8	vs. Villanova	1951
----	---	---------------	------

SEASON

1.	27	1984
	27	1986
3.	25	1953
	25	1970
5.	23	1945
	23	1946
	23	1951
	23	2007

MOST INTERCEPTIONS

RETURNED FOR TOUCHDOWNS

GAME

1.	3	vs. Arkansas State	1991
----	---	--------------------	------

SEASON

1.	4	1991
----	---	------

MOST DEFENSIVE TOUCHDOWNS

GAME

1.	3	vs. Arkansas State	1991
----	---	--------------------	------

SEASON

1.	7	2003
----	---	------

MOST SACKS

GAME

1.	9	at Tulane	1994
2.	8	vs. Louisville	2016
3.	7	vs. South Carolina	1987
	7	at South Carolina	1995
	7	Alabama	1996
	7	vs. Notre Dame	1997
	7	Louisiana-Lafayette	2002
	7	at Alabama	2007
	7	Sam Houston State	2014

SEASON

1.	44 (14 games)	2003
2.	41 (12 games)	1995
3.	40 (11 games)	1994
4.	39 (14 games)	2011
	39 (13 games)	2006
6.	38 (13 games)	2005
	38 (12 games)	1997
8.	37 (14 games)	2007
	37 (12 games)	2004
10.	36 (12 games)	2016

Scoring Defense

FEWEST POINTS ALLOWED

GAME

1.	0	vs. many opponents	
		Last: vs. Louisiana-Monroe	2014 (31-0)

SEASON

1.	27	1937
	27	1933
3.	29	1959
4.	33	1936
5.	34	1962

FEWEST POINTS ALLOWED PER GAME

SEASON

1.	2.7	1937
----	-----	------

FEWEST TOUCHDOWNS ALLOWED

SEASON

1.	3	1959
----	---	------

MOST SHUTOUTS

SEASON

1.	6	1937
	6	1933
	6	1962
4.	5	5 times (1961, '59, '38, '36, '35)

*- Denotes bowl game

LSU Record Book - Yearly Offensive Stats

	G	PLAYS	YDS	YPG	RUSHING				PASSING								POINTS	PPG
					RUSH	YDS	YPG	TDS	ATT	COMP.	YDS	YPG	COMP%	TDS	INTS.			
2016	12	757	5,077	423.1	459	2,796	233.0	30	298	174	2,281	190.1	58.4	12	7		340	28.3
2015	12	783	5,247	437.2	505	3,082	256.8	36	278	149	2,165	180.4	53.6	13	6		394	32.8
2014	13	897	5,037	387.5	621	2,919	224.5	25	276	138	2,118	162.9	50.0	17	9		359	27.6
2013	13	849	5,893	453.3	523	2,630	202.3	37	326	205	3,263	251.0	62.9	23	9		465	35.8
2012	13	883	4,865	374.2	527	2,258	173.7	29	356	208	2,607	200.5	58.4	12	7		387	29.8
2011	14	870	4,971	355.1	591	2,836	202.6	35	279	173	2,135	152.5	62.0	21	5		500	35.7
2010	13	839	4,437	341.3	538	2,414	185.7	29	301	173	2,023	155.6	57.4	10	11		386	29.7
2009	13	771	3,959	304.5	435	1,596	122.8	15	336	198	2,363	181.8	58.9	19	8		323	24.8
2008	13	886	4,785	368.1	495	2,168	166.8	27	391	206	2,617	201.3	52.7	21	18		402	30.9
2007	14	1,054	6,152	439.4	612	2,998	214.1	35	442	256	3,154	225.3	57.9	29	13		541	38.6
2006	13	818	5,427	417.5	450	2,155	165.8	25	368	245	3,272	251.7	66.6	30	9		438	33.7
2005	13	869	4,863	374.1	509	1,951	150.1	21	360	216	2,912	224.0	60.0	22	10		383	29.5
2004	12	825	4,747	395.6	506	2,326	193.8	20	319	179	2,421	201.8	56.1	19	10		344	28.7
2003	14	994	5,857	418.4	593	2,600	185.7	24	401	255	3,257	201.8	63.6	28	14		475	33.9
2002	13	883	4,550	350.0	558	2,560	196.9	19	325	155	1,990	153.1	47.7	16	8		323	24.8
2001	12	862	5,418	451.5	451	1,840	153.3	28	411	238	3,578	298.2	57.9	18	12		371	30.9
2000	11	746	4,140	376.4	393	1,442	131.1	13	353	183	2,698	245.3	51.8	24	16		292	26.5
1999	11	713	3,319	301.7	308	907	82.5	13	405	200	2,412	219.3	49.4	11	25		223	20.3
1998	11	740	4,231	384.6	432	1,853	168.5	23	348	188	2,378	216.2	54.0	18	9		337	30.6
1997	11	746	4,517	410.6	521	2,823	256.6	34	225	137	1,694	154.0	60.9	11	7		346	31.5
1996	11	737	4,399	399.9	488	2,322	211.1	33	249	131	2,077	188.8	52.6	8	11		325	29.5
1995	11	727	3,924	356.7	410	1,635	148.6	18	317	175	2,289	208.1	55.2	14	8		279	25.4
1994	11	753	3,791	344.6	418	1,756	159.6	13	335	175	2,426	220.5	52.2	17	21		270	24.6
1993	11	759	3,451	313.7	418	1,449	131.7	12	341	161	2,002	182.0	47.2	9	16		190	17.3
1992	11	696	3,309	300.8	381	1,322	120.2	14	315	161	1,987	180.6	51.1	8	20		175	15.9
1991	11	711	3,561	323.7	396	1,710	155.5	10	315	174	2,147	195.2	55.2	14	13		248	22.6
1990	11	730	3,447	313.4	464	1,982	180.2	10	266	133	1,755	159.5	50.0	10	6		183	16.6
1989	11	728	4,293	390.3	401	1,454	132.2	10	327	188	2,839	258.1	57.5	26	12		295	26.8
1988	11	764	3,796	345.1	425	1,581	143.7	9	339	182	2,439	221.7	53.7	14	12		239	21.7
1987	11	747	4,843	440.3	436	2,289	208.1	24	311	187	2,554	232.2	60.1	18	10		335	30.5
1986	11	800	4,544	413.1	465	2,110	191.8	11	335	207	2,623	238.5	61.8	21	12		291	26.5
1985	11	882	4,284	389.5	516	2,405	218.6	22	366	220	2,267	206.1	60.1	6	10		220	20.0
1984	11	821	4,243	385.7	497	1,984	180.4	24	324	183	2,259	205.4	56.5	12	14		305	27.7
1983	11	788	4,129	375.4	448	1,583	143.9	22	340	194	2,546	231.5	57.1	7	18		251	22.8
1982	11	839	4,544	413.1	584	2,526	229.6	26	255	162	2,018	183.5	63.5	21	8		365	33.2
1981	11	763	3,403	309.4	496	1,493	135.7	26	267	163	1,910	173.6	61.0	6	12		169	15.4
1980	11	743	3,185	289.5	564	1,952	177.5	19	179	99	1,233	112.1	55.3	9	7		213	19.4
1979	11	791	3,919	356.3	496	1,858	168.9	26	295	137	2,061	187.4	46.4	7	14		241	21.9
1978	11	837	4,127	375.2	613	2,678	243.5	25	224	111	1,449	131.7	49.6	5	11		264	24.0
1977	11	872	4,542	412.9	674	3,352	304.7	35	198	85	1,190	108.2	42.9	12	6		375	34.1
1976	11	840	3,972	361.1	663	3,041	276.5	29	177	72	931	84.6	40.7	3	10		255	23.2
1975	11	771	3,001	272.8	575	1,935	175.9	15	196	83	1,066	96.9	42.3	4	17		159	14.5
1974	11	799	3,438	312.5	655	2,525	229.5	23	144	59	913	83.0	41.0	2	7		202	18.4
1973	11	818	3,832	348.4	675	2,622	238.4	21	143	76	1,210	110.0	53.1	9	13		258	23.5
1972	11	856	3,942	358.4	609	2,241	203.7	11	247	125	1,701	154.6	50.6	17	12		235	21.4
1971	11	832	4,263	387.5	590	2,501	227.4	21	242	123	1,762	160.2	50.8	20	11		320	29.1
1970	11	840	3,738	339.8	599	1,702	154.7	21	241	126	2,036	185.1	52.3	11	14		277	25.2
1969	10	860	4,089	408.9	591	2,202	220.2	30	269	139	1,887	188.7	51.7	14	13		349	34.9
1968	10	796	3,507	350.7	567	1,962	196.2	19	229	121	1,545	154.5	52.8	6	13		190	19.0
1967	10	741	3,605	360.5	554	2,361	236.1	27	187	95	1,244	124.4	50.8	6	9		248	24.8
1966	10	669	2,466	246.6	537	1,859	185.9	11	132	56	607	60.7	42.4	4	9		135	13.5
1965	10	645	3,073	307.3	497	2,077	207.7	23	148	73	996	99.6	49.3	8	9		251	25.1
1964	10	665	2,639	263.9	483	1,694	169.4	4	182	86	945	94.5	47.3	5	11		115	11.5
1963	10	612	2,499	249.9	518	2,087	208.7	16	94	42	412	41.2	44.7	2	8		135	13.5
1962	10	644	2,679	267.9	536	1,960	196.0	16	108	40	719	71.9	37.0	3	4		162	16.2
1961	10	636	2,900	290.0	516	2,196	219.6	23	120	52	704	70.4	43.3	4	6		234	23.4
1960	10	608	2,429	242.9	484	1,709	170.9	9	124	57	720	72.0	46.0	4	9		105	10.5
1959	10	641	2,600	260.0	510	1,866	186.6	15	131	59	734	73.4	45.0	8	9		164	16.4
1958	10	583	2,787	278.7	441	1,965	196.5	28	142	62	822	82.2	43.7	11	8		275	27.5
1957	10	570	2,447	244.7	477	1,936	193.6	16	93	34	511	51.1	36.6	3	8		159	15.9
1956	10	653	2,533	253.3	505	1,803	180.3	11	148	54	730	73.0	36.5	3	19		104	10.4
1955	10	655	2,516	251.6	491	1,670	167.0	9	164	65	846	84.6	39.6	8	18		139	13.9
1954	11	654	2,547	231.5	507	1,803	163.9	14	147	54	744	67.6	36.7	5	20		125	11.4
1953	11	693	2,933	266.6	518	2,059	187.2	21	175	77	874	79.5	44.0	5	14		194	17.6
1952	10	614	2,681	268.1	436	1,827	182.7	17	178	76	854	85.4	42.7	4	13		148	14.8
1951	11	794	2,962	269.3	602	1,977	179.7	15	192	79	985	89.5	41.1	2	19		128	11.6
1950	11	690	2,866	260.5	518	1,981	180.1	16	172	62	885	80.5	36.0	7	12		168	15.3

NOTE: Bowl games are not included in stats until 2002.

BOLD: Indicates school record

		RUSHING						PASSING								
	G	PLAYS	YDS	YPG	YDS	YPG	TDS	ATT	COMP.	YDS	YPG	COMP%	TDS	INTS.	POINTS	PPG
2016	12	793	3,773	314.4	1,407	117.2	7	364	194	2,366	197.2	53.3	9	9	189	15.8
2015	12	806	4,166	347.2	1,475	122.9	14	419	236	2,691	224.2	56.3	22	10	291	24.2
2014	13	845	4,119	316.8	1,985	152.6	16	385	199	2,134	164.2	51.7	10	10	228	17.5
2013	13	872	4,429	340.7	1,862	143.2	15	398	223	2,567	197.5	56.0	15	11	286	22.0
2012	13	897	3,999	307.6	1,321	101.6	14	457	254	2,678	206.0	55.6	15	18	228	17.5
2011	14	897	3,661	261.5	1,261	90.1	7	437	229	2,400	171.4	52.4	7	18	158	11.3
2010	13	822	3,993	307.2	1,785	137.3	15	344	196	2,208	169.8	56.9	15	19	237	18.2
2009	13	910	4,259	327.6	1,734	133.4	6	416	222	2,525	194.2	53.4	13	13	211	16.2
2008	13	846	4,232	325.5	1,432	110.2	17	425	227	2,800	215.4	53.4	15	8	314	24.2
2007	14	915	4,043	288.8	1,485	106.1	14	451	212	2,558	182.7	47.0	19	23	279	19.9
2006	13	764	3,156	242.8	1,262	97.1	7	364	172	1,894	145.7	47.3	11	16	164	12.6
2005	13	833	3,469	266.8	1,190	91.5	8	431	204	2,279	175.3	47.3	12	10	185	14.2
2004	12	743	3,083	256.9	1,197	99.8	7	333	160	1,886	157.2	48.0	16	14	205	17.1
2003	14	877	3,528	252.0	938	67.0	5	477	213	2,590	185.0	44.7	12	21	154	11.0
2002	13	825	3,728	286.8	1,743	134.1	16	361	163	1,985	152.7	45.1	13	17	238	18.3
2001	12	832	4,752	396.0	1,399	116.6	9	457	261	3,353	279.4	57.1	25	18	268	22.3
2000	11	788	3,861	351.0	1,483	134.8	9	401	220	2,378	216.2	54.9	15	9	221	20.1
1999	11	800	3,840	349.1	1,675	152.3	18	200	188	2,165	196.8	94.0	11	17	259	23.5
1998	11	760	4,496	408.7	1,462	132.9	12	339	213	3,034	275.8	62.8	23	9	279	25.4
1997	11	788	3,821	347.4	1,274	115.8	13	404	203	2,547	231.5	50.2	11	14	179	16.3
1996	11	740	3,533	321.2	1,686	153.3	16	306	150	1,847	167.9	49.0	9	10	203	18.5
1995	11	789	3,398	308.9	1,491	135.5	11	343	158	1,907	173.4	46.1	8	13	160	14.6
1994	11	711	3,211	291.9	1,874	170.4	14	299	162	1,746	158.7	54.2	9	15	271	24.6
1993	11	734	4,353	395.7	2,149	195.4	20	300	176	2,204	200.4	58.7	20	13	308	28.0
1992	11	830	4,110	373.6	2,332	212.0	21	279	149	1,778	161.6	53.4	8	11	261	23.7
1991	11	789	4,229	384.5	2,676	243.3	22	241	125	1,782	162.0	51.9	11	11	263	23.9
1990	11	755	3,739	339.9	2,528	229.8	20	244	122	1,395	126.8	50.0	8	19	238	21.6
1989	11	800	4,172	379.3	2,166	196.9	23	296	173	2,006	182.4	58.4	5	14	252	22.9
1988	11	729	3,216	292.4	1,463	133.0	9	339	168	1,956	177.8	49.6	6	15	181	16.5
1987	11	749	3,530	320.9	1,726	156.9	8	310	169	1,804	164.0	54.5	9	11	171	15.5
1986	11	748	3,528	320.7	1,672	152.0	8	320	181	2,112	192.0	56.6	9	26	155	14.1
1985	11	751	3,336	303.3	1,428	129.8	6	363	185	2,158	196.2	51.0	6	20	113	10.3
1984	11	842	3,812	346.5	1,771	161.0	12	359	178	2,041	185.5	49.6	7	27	198	18.0
1983	11	751	3,589	326.3	1,863	169.4	19	262	145	1,726	156.9	55.3	11	16	253	23.0
1982	11	704	2,707	246.1	1,004	91.3	6	298	157	1,703	154.8	52.7	12	13	170	15.5
1981	11	762	3,698	336.2	2,096	190.5	26	201	105	1,602	145.6	52.2	16	11	272	24.7
1980	11	763	3,067	278.8	1,925	175.0	16	226	91	1,142	103.8	40.3	7	15	193	17.5
1979	11	793	3,336	303.3	1,784	162.2	7	265	120	1,552	141.1	45.3	10	14	141	12.8
1978	11	749	3,122	283.8	1,570	142.7	9	257	114	1,552	141.1	44.4	8	20	173	15.7
1977	11	735	3,504	318.5	2,024	184.0	15	231	105	1,480	134.5	45.5	7	15	196	17.8
1976	11	702	2,564	233.1	1,568	142.5	11	198	82	996	90.5	41.4	6	13	149	13.5
1975	11	771	3,121	283.7	1,919	174.5	13	213	89	1,202	109.3	41.8	10	13	202	18.4
1974	11	728	2,934	266.7	1,960	178.2	13	173	75	974	88.5	43.4	5	6	168	15.3
1973	11	662	3,021	274.6	1,554	141.3	10	202	91	1,467	133.4	45.0	9	14	153	13.9
1972	11	674	2,853	259.4	1,561	141.9	9	212	91	1,292	117.5	42.9	3	15	121	11.0
1971	11	695	2,798	254.4	1,690	153.6	12	223	101	1,108	100.7	45.3	4	17	138	12.5
1970	11	746	2,689	244.5	574	52.2	2	390	187	2,115	192.3	47.9	8	25	96	8.7
1969	10	714	2,802	280.2	906	90.6	5	361	166	1,896	189.6	46.0	8	18	91	9.1
1968	10	693	2,779	277.9	1,096	109.6	6	292	134	1,683	168.3	45.9	10	13	144	14.4
1967	10	683	2,777	277.7	1,460	146.0	8	224	109	1,317	131.7	48.7	6	10	114	11.4
1966	10	611	2,306	230.6	1,077	107.7	8	213	105	1,229	122.9	49.3	6	11	124	12.4
1965	10	628	2,452	245.2	997	99.7	12	255	126	1,455	145.5	49.4	8	16	157	15.7
1964	10	532	1,757	175.7	1,068	106.8	6	142	61	689	68.9	43.0	2	9	79	7.9
1963	10	575	2,163	216.3	1,013	101.3	-	171	91	1,150	115.0	53.2	-	9	98	9.8
1962	10	579	2,062	206.2	832	83.2	-	230	114	1,230	123.0	49.6	-	14	34	3.4
1961	10	564	1,703	170.3	794	79.4	-	178	81	909	90.9	45.5	-	18	50	5.0
1960	10	581	1,979	197.9	1,199	119.9	-	147	62	780	78.0	42.2	-	17	50	5.0
1959	10	625	1,432	143.2	908	90.8	-	169	56	524	52.4	33.1	-	13	29	2.9
1958	10	623	1,914	191.4	1,131	113.1	5	163	69	783	78.3	42.3	3	16	54	5.4
1957	10	654	2,726	272.6	1,876	187.6	11	123	67	850	85.0	54.5	5	14	110	11.0
1956	10	583	2,414	241.4	1,773	177.3	11	103	40	648	64.1	38.8	8	7	149	14.9
1952	10	731	3,108	310.8	1,910	191.0	18	225	85	1,198	119.8	37.8	10	22	214	21.4

NOTE: Bowl games are not included in stats until 2002.

BOLD: Indicates school record

LSU vs. All Opponents

OPPONENT	SERIES RECORD	FIRST, LAST GAME
Akron	1-0-0	1997
Alabama	25-51-5	1895, 2016
Appalachian State	2-0-0	2005, 2008
Arizona	3-0-0	1984, 2006
Arizona State	1-0-0	2005
Arkansas	38-22-2	1901, 2016
Arkansas State	3-0-0	1991, 2004
Army	0-1-0	1931
Auburn	28-22-1	1901, 2016
Baylor	8-3-0	1907, 1985
Boston College	2-0-0	1947, 1953
BYU	First Meeting	
Cal State Fullerton	1-0-0	1987
Centenary	3-1-1	1895, 1933
Chattanooga	1-0-0	1954
Cincinnati	0-1-0	1897
Citadel	1-0-0	2002
Clemson	2-1-0	1959, 2012
Colorado	5-1-0	1962, 1980
Colorado State	1-1-0	1985, 1992
Cumberland	0-1-0	1903
Dakota Wesleyan	1-0-0	1930
Duke	1-1-0	1929, 1958
East Carolina	1-0-0	1985
Eastern Michigan	1-0-0	2015
Florida	28-32-3	1937, 2016
Florida State	2-7-0	1968, 1991
Fordham	2-0-0	1942, 1946
Fresno State	1-0-0	2006
Furman	1-0-0	2013
George Washington	1-0-0	1934
Georgia	16-13-1	1928, 2013
Georgia Tech	7-12-0	1915, 2008
Hardin-Simmons	1-0-0	1958
Haskell Indian Nations	1-1-0	1908, 1914
Havana University	1-0-0	1907
Holy Cross	2-1-0	1939, 1941
Houston	2-1-0	1996, 2000
Howard	1-0-0	1907
Idaho	2-0-0	1998, 2012
Illinois	1-0-0	2002
Indiana	2-1-0	1924, 1978
Iowa	1-1-0	2004, 2013
Iowa State	1-0-0	1971
Jacksonville State	1-0	2016
Jefferson College	6-0-0	1913, 1920
Kansas State	1-0-0	1980
Kentucky	40-16-1	1949, 2014
Kent State	1-0-0	2013
Louisiana College	2-0-0	1928, 1929
1 - Louisiana-Lafayette	22-0-0	1902, 2009
2 - Louisiana-Monroe	3-0-0	2003, 2014
Louisiana Tech	18-1-0	1901, 2009
Loyola (New Orleans)	4-1-0	1922, 1939
Manhattan	1-0-0	1935
Maryland	0-3-0	1951, 1955
McNeese State	1-0-0	2010
Mercer	1-0-0	1940
Miami (Fla.)	9-3-0	1946, 2005
Miami (Ohio)	2-1-0	1986, 2002
Michigan State	1-0-0	1995
Middle Tennessee	2-0-0	2001, 2007
Millsaps	2-1-0	1900, 1933
Mississippi	60-41-4	1894, 2016
Mississippi College	9-0-1	1910, 1923
Mississippi State	73-34-3 *	1896, 2016
Missouri	1-1-0	1978, 2016
Nebraska	0-5-1	1971, 1987
New Mexico State	2-0-0	1996, 2014
North Carolina	6-1-0	1948, 2010
3 - Northwestern State	11-0-0	1911, 2011
Notre Dame	5-6-0	1970, 2014

OPPONENT	SERIES RECORD	FIRST, LAST GAME
North Texas	5-0-0	1995, 2012
Ohio	1-0-0	1989, 1989
Ohio State	1-1-1	1987, 2007
Oklahoma	1-1-0	1950, 2004
Oklahoma State	1-0-0	1956
Oregon	3-1-0	1932, 2011
Oregon State	4-0-0	1976, 2004
Pacific	3-0-0	1950, 1972
Penn State	0-2-0	1974, 2010
Rice	37-13-5	1915, 1995
Rutgers	0-1-0	1922
Sam Houston State	1-0-0	2014
San Jose State	1-0-0	1999
Santa Clara	0-2-0	1937, 1938
Sewanee	3-6-0	1899, 1932
SMU	0-1-1	1922, 1934
South Alabama	First Meeting	
South Carolina	18-2-1	1930, 2015
Southeastern Louisiana	1-0-0	1949
Southern California	1-1-0	1979, 1984
Southern Mississippi	1-1-0	1951, 1994
Southwestern (Tenn.)	1-0-0	1908
Southwestern Texas	1-0-0	1911
Spring Hill	8-0-0	1920, 1932
Stanford	0-1-0	1977
Syracuse	2-1-0	1965, 2015
TCU	6-2-1	1931, 2013
Tennessee	9-20-3	1925, 2011
Texas	7-9-1	1896, 2003
Texas A&M	32-20-3	1899, 2016
Texas-El Paso	1-0-0	1997
Texas Tech	3-0-0	1954, 2015
Towson	1-0-0	2012
Transylvania	1-0-0	1909
Troy	2-0-0	2004, 2008
Tulane	69-22-7	1893, 2009
UAB	1-1-0	2000, 2013
Utah	2-0-0	1974, 1976
Utah State	2-0-0	1993, 2001
Vanderbilt	22-7-1	1902, 2010
Virginia Tech	1-1-0	2002, 2007
Wake Forest	3-0-0	1960, 1979
Washington	3-0-0	1983, 2012
West Virginia	2-0-0	2010, 2011
Western Carolina	1-0-0	2000
Western Illinois	1-0-0	2003
Western Kentucky	2-0-0	2011, 2015
Wichita State	1-0-0	1984
Wisconsin	3-1-0	1971, 2016
Wyoming	3-0-0	1968, 1978

2017 opponents in bold.

* - 1975 and 1976 games forfeited to LSU by NCAA

1 - Formerly Southwestern Louisiana

2 - Formerly Northeast Louisiana

3 - Formerly Louisiana Normal

LSU's all-time record is 770-404-47. In addition to each of the opponents listed above, LSU has fashioned an 18-4 record against a group of opponents consisting of military and club teams, which balances the all-time won-lost record with the aforementioned total.

YEAR	OVERALL		CONFERENCE		COACH	HIGHLIGHTS
	W-L-T	PCT.	W-L-T	PCT.		
1893	0-1-0	.000	0-1-0	.000	C.E. Coates	
1894	2-1-0	.667	0-1-0	.000	A.P. Simmons	
1895	3-0-0	1.000	2-0-0	1.000	A.P. Simmons	1st Undeclared Season
1896	6-0-0	1.000	3-0-0	1.000	A.W. Jeardeau	SIAA Co-Champion
1897	1-1-0	.500	0-0-0	.000	A.W. Jeardeau	
1898	1-0-0	1.000	1-0-0	1.000	E.A. Chavanne	
1899	1-4-0	.250	1-2-0	.333	J.P. Gregg	
1900	2-2-0	.500	0-1-0	.000	E.A. Chavanne	
1901	5-1-0	.834	2-1-0	.667	W.S. Borland	
1902	6-1-0	.857	4-1-0	.800	W.S. Borland	SIAA Co-Champion
1903	4-5-0	.445	0-4-0	.000	W.S. Borland	
1904	3-4-0	.429	1-2-0	.333	D.A. Killian	
1905	3-0-0	1.000	2-0-0	1.000	D.A. Killian	
1906	2-2-2	.500	0-1-1	.000	D.A. Killian	
1907	7-3-0	.700	2-1-0	.667	Edgar R. Wingard	
1908	10-0-0	1.000	2-0-0	1.000	Edgar R. Wingard	SIAA Champion, 1st 10-Win Season
1909	6-2-0	.750	3-1-0	.750	J.G. Pritchard/J.W. Mayhew	
1910	1-5-0	.167	0-3-0	.000	J.W. Mayhew	
1911	6-3-0	.667	1-1-0	.500	J.K. Dwyer	
1912	4-3-0	.571	1-3-0	.250	J.K. Dwyer	
1913	6-1-2	.857	1-1-1	.500	J.K. Dwyer	
1914	4-4-1	.500	0-1-1	.000	E.T. McDonald	
1915	6-2-0	.750	3-1-0	.750	E.T. McDonald	
1916	7-1-2	.785	2-1-1	.667	E.T. McDonald/I.R. Pray/D.X. Bible	
1917	3-5-0	.375	1-3-0	.275	W. Sutton	
1918	No Games • World War I					
1919	6-2-0	.750	2-2-0	.500	Irving R. Pray	
1920	5-3-1	.625	0-3-0	.000	Branch Bocock	
1921	6-1-1	.857	2-1-1	.667	Branch Bocock	
1922	3-7-0	.300	1-2-0	.333	Irving R. Pray	
1923	3-5-1	.375	0-3-0	.000	Mike Donahue	
1924	5-4-0	.556	0-3-0	.000	Mike Donahue	
1925	5-3-1	.625	0-2-1	.000	Mike Donahue	
1926	6-3-0	.667	3-3-0	.500	Mike Donahue	
1927	4-4-1	.500	2-3-1	.400	Mike Donahue	
1928	6-2-1	.750	3-1-1	.750	Russ Cohen	
1929	6-3-0	.667	3-1-0	.750	Russ Cohen	
1930	6-4-0	.600	2-3-0	.400	Russ Cohen	
1931	5-4-0	.556	2-2-0	.500	Russ Cohen	
1932	6-3-1	.667	3-0-0	1.000	Biff Jones	SIC Co-Champion
1933	7-0-3	.850	3-0-2	.800	Biff Jones	
1934	7-2-2	.800	4-2-0	.667	Biff Jones	
1935	9-2-0	.818	5-0-0	1.000	Bernie Moore	SEC Champion, Sugar Bowl
1936	9-1-1	.864	6-0-0	1.000	Bernie Moore	SEC Champion, Sugar Bowl
1937	9-2-0	.818	5-1-0	.833	Bernie Moore	Sugar Bowl
1938	6-4-0	.600	2-4-0	.333	Bernie Moore	
1939	4-5-0	.444	1-5-0	.167	Bernie Moore	
1940	6-4-0	.600	3-3-0	.500	Bernie Moore	
1941	4-4-2	.500	2-2-2	.500	Bernie Moore	
1942	7-3-0	.700	3-2-0	.600	Bernie Moore	
1943	6-3-0	.667	2-2-0	.500	Bernie Moore	Orange Bowl
1944	2-5-1	.313	2-3-1	.417	Bernie Moore	
1945	7-2-0	.778	5-2-0	.714	Bernie Moore	
1946	9-1-1	.864	5-1-0	.833	Bernie Moore	Cotton Bowl
1947	5-3-1	.611	2-3-1	.417	Bernie Moore	
1948	3-7-0	.300	1-5-0	.167	Gaynell Tinsley	
1949	8-3-0	.727	4-2-0	.667	Gaynell Tinsley	Sugar Bowl
1950	4-5-2	.455	2-3-2	.429	Gaynell Tinsley	
1951	7-3-1	.682	4-2-1	.643	Gaynell Tinsley	
1952	3-7-0	.300	2-5-0	.286	Gaynell Tinsley	
1953	5-3-3	.590	2-3-3	.438	Gaynell Tinsley	
1954	5-6-0	.455	2-5-0	.286	Gaynell Tinsley	
1955	3-5-2	.400	2-3-1	.417	Paul Dietzel	
1956	3-7-0	.300	1-5-0	.167	Paul Dietzel	
1957	5-5-0	.500	4-4-0	.500	Paul Dietzel	
1958	11-0-0	1.000	6-0-0	1.000	Paul Dietzel	SEC and National Champions Sugar Bowl
1959	9-2-0	.818	5-1-0	.833	Paul Dietzel	Sugar Bowl
1960	5-4-1	.550	2-3-1	.417	Paul Dietzel	
1961	10-1-0	.909	6-0-0	1.000	Paul Dietzel	SEC Co-Champion, Orange Bowl

YEAR	OVERALL		CONFERENCE		COACH	HIGHLIGHTS
	W-L-T	PCT.	W-L-T	PCT.		
1962	9-1-1	.864	5-1-0	.833	Charles McClendon	Cotton Bowl
1963	7-4-0	.636	4-2-0	.667	Charles McClendon	Bluebonnet Bowl
1964	8-2-1	.772	4-2-1	.643	Charles McClendon	Sugar Bowl
1965	8-3-0	.727	3-3-0	.500	Charles McClendon	Cotton Bowl
1966	5-4-1	.550	3-3-0	.500	Charles McClendon	
1967	7-3-1	.682	3-2-1	.583	Charles McClendon	Sugar Bowl
1968	8-3-0	.727	4-2-0	.667	Charles McClendon	Peach Bowl
1969	9-1-0	.900	4-1-0	.800	Charles McClendon	
1970	9-3-0	.750	5-0-0	1.000	Charles McClendon	SEC Champion, Orange Bowl
1971	9-3-0	.750	3-2-0	.600	Charles McClendon	Sun Bowl
1972	9-2-1	.792	4-1-1	.750	Charles McClendon	Bluebonnet Bowl
1973	9-3-0	.750	5-1-0	.833	Charles McClendon	Orange Bowl
1974	5-5-1	.500	2-4-0	.250	Charles McClendon	
1975	5-6-0	.454	2-4-0	.250	Charles McClendon	
1976	7-3-1	.682	3-3-0	.500	Charles McClendon	
1977	8-4-0	.667	4-2-0	.667	Charles McClendon	Sun Bowl
1978	8-4-0	.667	3-3-0	.500	Charles McClendon	Liberty Bowl
1979	7-5-0	.583	4-2-0	.667	Charles McClendon	Tangerine Bowl
1980	7-4-0	.636	4-2-0	.667	Jerry Stovall	
1981	3-7-1	.318	1-4-1	.250	Jerry Stovall	
1982	8-3-1	.708	4-1-1	.750	Jerry Stovall	Orange Bowl
1983	4-7-0	.364	0-6-0	.000	Jerry Stovall	
1984	8-3-1	.708	4-1-1	.750	Bill Arnsparger	Sugar Bowl
1985	9-2-1	.792	4-1-1	.750	Bill Arnsparger	Liberty Bowl
1986	9-3-0	.750	5-1-0	.833	Bill Arnsparger	SEC Champion, Sugar Bowl
1987	10-1-1	.875	5-1-0	.833	Mike Archer	Gator Bowl
1988	8-4-0	.667	6-1-0	.857	Mike Archer	SEC Co-Champion, Hall of Fame Bowl
1989	4-7-0	.364	2-5-0	.286	Mike Archer	
1990	5-6-0	.455	2-5-0	.286	Mike Archer	
1991	5-6-0	.455	3-4-0	.429	Curley Hallman	
1992	2-9-0	.182	1-7-0	.125	Curley Hallman	
1993	5-6-0	.455	3-5-0	.375	Curley Hallman	
1994	4-7-0	.364	3-5-0	.375	Curley Hallman	
1995	7-4-1	.625	4-3-1	.563	Gerry DiNardo	Independence Bowl
1996	10-2	.833	6-2	.750	Gerry DiNardo	SEC West Co-Champion, Peach Bowl
1997	9-3	.750	6-2	.750	Gerry DiNardo	SEC West Co-Champion, Independence Bowl
1998	4-7	.364	2-6	.250	Gerry DiNardo	
1999	3-8	.273	1-7	.125	Gerry DiNardo/Hal Hunter	
2000	8-4	.667	5-3	.625	Nick Saban	Peach Bowl
2001	10-3	.769	5-3	.625	Nick Saban	SEC Champion, Sugar Bowl
2002	8-5	.615	5-3	.625	Nick Saban	Cotton Bowl
2003	13-1	.928	7-1	.875	Nick Saban	SEC and National Champions Sugar Bowl
2004	9-3	.750	6-2	.750	Nick Saban	Capital One Bowl
2005	11-2	.846	7-1	.875	Les Miles	SEC West Champion, Peach Bowl
2006	11-2	.846	6-2	.750	Les Miles	Sugar Bowl
2007	12-2	.857	6-2	.750	Les Miles	SEC & National Champions BCS Championship Game
2008	8-5	.615	3-5	.375	Les Miles	Chick-fil-A Bowl
2009	9-4	.692	5-3	.625	Les Miles	Capital One Bowl
2010	11-2	.846	6-2	.750	Les Miles	Cotton Bowl
2011	13-1	.929	8-0	1.000	Les Miles	SEC Champions, National Runner-up BCS Championship Game
2012	10-3	.769	6-2	.750	Les Miles	Chick-fil-A Bowl
2013	10-3	.769	5-3	.625	Les Miles	Outback Bowl
2014	8-5	.615	4-4	.500	Les Miles	Music City Bowl
2015	9-3	.750	5-3	.625	Les Miles	Texas Bowl
2016	8-4	.667	5-3	.625	Les Miles/Ed Orgeron	Buffalo Wild Wings Citrus Bowl
1893-1922	SIAA	37-38-5		.494		3 SIAAC Championships
1923-1932	SIC	18-21-3		.464		1 SIC Championship
1933-present	SEC	318-220-22		.588		11 SEC Championships
Conference Totals		373-279-30		.569		15 Conference Championships
Overall Totals		778-408-47		.650		48 Bowl Appearances

1893**Record:** 0-1-0 **SIAA:** 0-1-0 **H:** 0-0 **A:** 0-1 **N:** 0-0**Coach** Dr. Charles E. Coates**Captain:** Ruffin G. Pleasant (QB)

Nov. 25 at Tulane * L 0-34

1894**Record:** 2-1-0 **SIAA:** 0-1-0 **H:** 1-1 **A:** 1-0 **N:** 0-0**Coach** Albert P. Simmons**Captain:** Samuel Marmaduke Dinwiddie Clark (FB)

Nov. 30 at Natchez AC W 26-0

Dec. 3 Ole Miss * L 6-26

Dec. 21 Centenary W 30-0

1895**Record:** 3-0-0 **SIAA:** 2-0-0 **H:** 2-0 **A:** 0-0 **N:** 1-0**Coach** Albert P. Simmons**Captain:** J.E. Snyder (QB)

Oct. 26 Tulane * W 8-4

Nov. 2 vs. Centenary (1) W 16-6

Nov. 18 Alabama * W 12-6

1896**Record:** 6-0-0 **SIAA:** 3-0-0 **H:** 3-0 **A:** 1-0 **N:** 2-0**Coach** Allen W. Jeardeau**Captain:** Edwin Allen (Ned) Scott (T)

Oct. 10 Centenary W 46-0

Oct. 24 at Tulane * W 6-0

Nov. 13 vs. Ole Miss * (2) W 12-4

Nov. 16 Texas W 14-0

Nov. 20 Mississippi State * W 52-0

Nov. 28 vs. Southern AC (3) W 6-0

1897**Record:** 1-1-0 **SIAA:** 0-0-0 **H:** 1-1 **A:** 0-0 **N:** 0-0**Coach** Allen W. Jeardeau**Captain:** Edwin Allen (Ned) Scott (T)

Dec. 20 Montgomery AC W 28-6

Jan. 8 Cincinnati L 0-26

1898**Record:** 1-0-0 **SIAA:** 1-0-0 **H:** 1-0 **A:** 0-0 **N:** 0-0**Coach** Edmond A. Chavanne**Captain:** Edmond A. Chavanne (T)

Dec. 14 Tulane * W 37-0

1899**Record:** 1-4-0 **SIAA:** 1-2-0 **H:** 1-1 **A:** 0-2 **N:** 0-1**Coach** John P. Gregg**Captain:** Hulette F. Aby (T)

Nov. 3 vs. Ole Miss * (4) L 0-11

Nov. 10 Lake Charles HS ^ W 48-0

Nov. 12 Sewanee * L 0-34

Nov. 30 at Texas L 0-29

Dec. 2 at Texas A&M L 0-52

Dec. 8 Tulane * W 38-0

^ - Exhibition game

1900**Record:** 2-2-0 **SIAA:** 0-1-0 **H:** 2-0 **A:** 0-2 **N:** 0-0**Coach** Edmond A. Chavanne**Captain:** I.H. Schwing (QB)

Nov. 11 Millsaps W 70-0

Nov. 17 at Tulane * L 0-29

Nov. 30 at Millsaps L 5-6

Dec. 5 LSU Alumni W 10-0

1901**Record:** 5-1-0 **SIAA:** 2-1-0 **H:** 3-1 **A:** 2-0 **N:** 0-0**Coach** W. S. Borland**Captain:** E.L. Gorham (HB)

Oct. 28 at Louisiana Tech W 57-0

Nov. 7 Ole Miss * W 46-0

Nov. 16 at Tulane * W 11-0

Nov. 20 Auburn * L 0-28

Nov. 28 YMCA-New Orleans W 38-0

Dec. 5 Arkansas W 15-0

1902**Record:** 6-1-0 **SIAA:** 4-1-0 **H:** 1-1 **A:** 3-0 **N:** 2-0**Coach** W.S. Borland**Captain:** Henry E. Landry (FB)

Oct. 16 at Louisiana-Lafayette W 42-0

Oct. 18 vs. Texas (16) W 5-0

Oct. 27 Auburn * W 5-0

Nov. 8 vs. Ole Miss * (3) W 6-0

Nov. 17 Vanderbilt * L 5-27

Nov. 27 at Mississippi State * W 6-0

Nov. 29 at Alabama * W 11-0

1903**Record:** 4-5-0 **SIAA:** 0-4-0 **H:** 2-1 **A:** 2-3 **N:** 0-1**Coach** W. S. Borland**Captain:** J.J. Coleman (HB)

Oct. 14 LSU Alumni W 16-0

Oct. 24 Eagles-New Orleans W 33-0

Oct. 30 at Louisiana Tech W 16-0

Oct. 31 at Shreveport AC W 5-0

Nov. 7 at Mississippi State * L 0-11

Nov. 9 at Alabama * L 0-18

Nov. 11 at Auburn * L 0-12

Nov. 16 Cumberland L 0-41

Nov. 21 vs. Ole Miss * (3) L 0-11

1904**Record:** 3-4-0 **SIAA:** 1-2-0 **H:** 3-1 **A:** 0-3 **N:** 0-0**Coach** Dan A. Killian**Captain:** E.L. Klock (T)

Oct. 16 Louisiana Tech W 17-0

Oct. 22 at Shreveport AC L 0-16

Oct. 23 at Louisiana Tech L 0-6

Nov. 5 Ole Miss * W 5-0

Nov. 10 Nashville Medical W 16-0

Nov. 19 at Tulane * L 0-5

Dec. 1 Alabama * L 0-11

1905**Record:** 3-0-0 **SIAA:** 2-0-0 **H:** 2-0 **A:** 1-0 **N:** 0-0**Coach** Dan A. Killian**Captain:** Frank M. Edwards (G)

Nov. 18 Louisiana Tech W 16-0

Nov. 25 at Tulane * W 5-0

Dec. 1 Mississippi State * W 15-0

1906**Record:** 2-2-2 **SIAA:** 0-1-1 **H:** 2-2-1 **A:** 0-0-1 **N:** 0-0**Coach** Dan A. Killian**Captain:** E.E. Weil (FB)

Oct. 19 Monroe AC W 5-0

Oct. 20 Ole Miss * L 0-9

Oct. 26 vs. Mississippi State * [10] T 0-0

Nov. 9 Louisiana Tech W 17-0

Nov. 19 Texas A&M L 12-21

Nov. 29 Arkansas T 6-6

1907

Record: 7-3-0 **SIAA:** 2-1-0 **H:** 5-0 **A:** 2-2 **N:** 0-1

Coach Edgar R. Wingard

Captain: Solle W. Brannon (QB)

Oct. 11	Louisiana Tech	W	28-0
Oct. 19	at Texas	L	5-12
Oct. 21	at Texas A&M	L	5-11
Oct. 28	Howard	W	57-0
Nov. 6	Arkansas	W	17-12
Nov. 9	Mississippi State *	W	23-11
Nov. 16	at Ole Miss * (20)	W	23-0
Nov. 23	vs. Alabama * (5)	L	4-6
Nov. 30	Baylor	W	48-0
Dec. 25	at Havana, Cuba	W	56-0

1908

National Champions (National Championship Foundation)

Record: 10-0-0 **SIAA:** 2-0-0 **H:** 5-0 **A:** 3-0 **N:** 2-0

Coach Edgar R. Wingard

Captain: Marshall H. (Cap) Gandy (T)

Oct. 3	YMGC-New Orleans	W	41-0
Oct. 11	Jackson Br.-New Orleans	W	81-5
Oct. 17	vs. Texas A&M (3)	W	26-0
Oct. 26	Southwestern (Tenn.)	W	55-0
Oct. 31	at Auburn *	W	10-2
Nov. 7	Mississippi State *	W	50-0
Nov. 10	Baylor	W	89-0
Nov. 16	vs. Haskell (3)	W	32-0
Nov. 23	at Louisiana Tech	W	22-0
Nov. 26	at Arkansas (6)	W	36-4

1909

Record: 6-2-0 **SIAA:** 3-1-0 **H:** 4-0 **A:** 1-0 **N:** 1-2

Coaches Joe G. Pritchard / John W. Mayhew

Captain: R.L. (Big) Stovall (C)

Oct. 2	Jackson B.R.-N.O.	W	70-0
Oct. 9	Ole Miss *	W	10-0
Oct. 16	Mississippi State *	W	15-0
Oct. 30	vs. Sewanee * (3)	L	6-15
Nov. 4	vs. Louisiana Tech (7)	W	23-0
Nov. 13	vs. Arkansas (8)	L	0-16
Nov. 18	Transylvania	W	52-0
Nov. 25	at Alabama * (9)	W	12-6

1910

Record: 1-5-0 **SIAA:** 0-3-0 **H:** 1-0 **A:** 0-3 **N:** 0-2

Coach John W. Mayhew

Captain: Bill Seip (E)

Oct. 15	Mississippi College	W	40-0
Oct. 21	vs. Mississippi State * (10)	L	0-3
Oct. 29	vs. Sewanee * (3)	L	5-31
Nov. 5	at Vanderbilt *	L	0-22
Nov. 19	at Texas	L	0-12
Nov. 24	at Arkansas (6)	L	0-51

1911

Record: 6-3-0 **SIAA:** 1-1-0 **H:** 5-0 **A:** 1-1 **N:** 0-2

Coach James K. (Pat) Dwyer

Captain: Arthur J. (Tommy) Thomas (G)

Oct. 7	Louisiana-Lafayette	W	42-0
Oct. 14	Northwestern State	W	46-0
Oct. 20	Mississippi College	W	40-0
Oct. 28	Meteor AC	W	40-0
Nov. 4	at Baylor	W	6-0
Nov. 12	vs. Mississippi State * (11)	L	0-6
Nov. 18	vs. Southwestern Texas (12)	L	6-17
Nov. 30	at Arkansas (6)	L	0-11
Dec. 9	Tulane *	W	6-0

1912

Record: 4-3-0 **SIAA:** 1-3-0 **H:** 2-2 **A:** 2-0 **N:** 0-1

Coach James K. (Pat) Dwyer

Captain: Charles S. Reiley (T)

Oct. 5	Louisiana-Lafayette	W	85-3
Oct. 11	Mississippi College	W	45-0
Oct. 19	Ole Miss *	L	7-10
Nov. 2	Mississippi State *	L	0-7
Nov. 9	vs. Auburn * (5)	L	0-7
Nov. 16	at Arkansas (6)	W	7-6
Nov. 28	at Tulane *	W	21-3

1913

Record: 6-1-2 **SIAA:** 1-1-1 **H:** 3-0 **A:** 2-0-1 **N:** 1-1-1

Coach James K. (Pat) Dwyer

Captain: T.W. (Tom) Dutton (C)

Oct. 4	at Louisiana Tech	W	20-2
Oct. 11	at Louisiana-Lafayette	W	26-0
Oct. 18	Jefferson College	W	45-6
Oct. 23	Baylor	W	50-0
Nov. 1	vs. Auburn * (5)	L	0-7
Nov. 8	vs. Arkansas (13)	W	12-7
Nov. 15	at Mississippi State *	T	0-0
Nov. 22	Tulane *	W	40-0
Nov. 27	vs. Texas A&M (12)	T	7-7

1914

Record: 4-4-1 **SIAA:** 0-1-1 **H:** 4-1 **A:** 0-0-1 **N:** 0-3

Coach E.T. MacDonnell

Captain: George B. Spencer (T)

Sept. 27	Louisiana-Lafayette	W	54-0
Oct. 3	Louisiana Tech	W	60-0
Oct. 10	Mississippi College	W	14-0
Oct. 17	Ole Miss *	L	0-21
Oct. 24	Jefferson College	W	14-13
Oct. 31	vs. Texas A&M (14)	L	9-63
Nov. 7	vs. Arkansas (13)	L	12-20
Nov. 14	vs. Haskell (3)	L	0-31
Nov. 26	at Tulane *	T	0-0

1915

Record: 6-2-0 **SIAA:** 3-1-0 **H:** 4-0A: 1-1 N:1-1

Coach E.T. MacDonnell

Captain: Alfred J. Reid (FB)

Oct. 1	Jefferson College	W	42-0
Oct. 8	Mississippi College	W	14-0
Oct. 15	at Ole Miss *	W	28-0
Oct. 22	vs. Georgia Tech * (3)	L	7-36
Oct. 29	Mississippi State *	W	10-0
Nov. 5	vs. Arkansas (13)	W	13-7
Nov. 17	at Rice	L	0-6
Nov. 25	Tulane *	W	12-0

1916

Record: 7-1-2 **SIAA:** 2-1-1 **H:** 3-0-1 **A:** 2-0-1 **N:** 2-1

Coach E.T. MacDonnell / I.R. Pray / D.X. Bible

Captain: Phillip Cooper (T)

Sept. 30	at Louisiana-Lafayette	W	24-0
Oct. 7	Jefferson College	W	59-0
Oct. 14	vs. Texas A&M (15)	W	13-0
Oct. 21	Mississippi College	W	50-7
Oct. 28	vs. Sewanee * (3)	L	0-7
Nov. 5	vs. Arkansas (13)	W	17-7
Nov. 12	at Mississippi State *	W	13-3
Nov. 19	Ole Miss *	W	41-0
Nov. 24	Rice	T	7-7
Nov. 30	at Tulane *	T	14-14



1917**Record:** 3-5-0 **SIAA:** 1-3-0 **H:** 2-2 **A:** 1-0 **N:** 0-3**Coach Wayne Sutton****Captain:** Arthur (Mickey) O'Quinn (E)

Oct. 6	Louisiana-Lafayette	W	20-6
Oct. 13	at Ole Miss *	W	52-7
Oct. 20	vs. Sewanee * (3)	L	0-3
Oct. 27	vs. Texas A&M (16)	L	0-27
Nov. 3	vs. Arkansas (13)	L	0-14
Nov. 10	Mississippi College	W	34-0
Nov. 17	Mississippi State *	L	0-9
Nov. 29	Tulane *	L	6-28

1918**NO TEAM (WORLD WAR I)****1919****Record:** 6-2-0 **SIAA:** 2-2-0 **H:** 4-1 **A:** 1-1 **N:** 1-0**Coach Irving R. Pray****Captain:** T.W. Dutton (C)

Oct. 4	Louisiana-Lafayette	W	39-0
Oct. 11	Jefferson College	W	38-0
Oct. 18	Ole Miss *	W	13-0
Oct. 25	vs. Arkansas (13)	W	20-0
Nov. 1	at Mississippi State *	L	0-6
Nov. 8	Mississippi College	W	24-0
Nov. 15	Alabama *	L	0-23
Nov. 22	at Tulane *	W	27-6

1920**Record:** 5-3-1 **SIAA:** 0-3-0 **H:** 4-2 **A:** 0-2-1 **N:** 1-0**Coach Branch Bocock****Captain:** Roy L. Benoit (QB)

Oct. 2	Jefferson College	W	81-0
Oct. 2	Northwestern State	W	34-0
Oct. 9	Spring Hill	W	40-0
Oct. 16	at Texas A&M	T	0-0
Oct. 23	Mississippi State *	L	7-12
Oct. 30	Mississippi College	W	41-9
Nov. 6	vs. Arkansas (13)	W	3-0
Nov. 13	at Alabama *	L	0-21
Nov. 25	Tulane *	L	0-21

1921**Record:** 6-1-1 **SIAA:** 2-1-1 **H:** 4-0 **A:** 1-1 **N:** 1-0-1**Coach Branch Bocock****Captain:** F.L. (Fritz) Spence (E)

Oct. 8	Northwestern State	W	78-0
Oct. 15	Texas A&M	W	6-0
Oct. 22	Spring Hill	W	41-7
Oct. 29	vs. Alabama * (3)	T	7-7
Nov. 5	vs. Arkansas (13)	W	10-7
Nov. 12	Ole Miss *	W	21-0
Nov. 19	at Tulane *	L	0-21
Dec. 3	at Mississippi State *	W	17-14

1922**Record:** 3-7-0 **SIAA:** 1-2-0 **H:** 3-2 **A:** 0-3 **N:** 0-2**Coach Irving R. Pray****Captain:** E.L. (Tubby) Ewen (E)

Sept. 30	Northwestern State	W	13-0
Oct. 7	Loyola	L	0-7
Oct. 14	at SMU	L	0-51
Oct. 20	at Texas A&M	L	0-47
Oct. 28	vs. Arkansas (13)	L	6-40
Nov. 2	Spring Hill	W	25-7
Nov. 7	vs. Rutgers (17)	L	0-25
Nov. 10	at Alabama *	L	3-47
Nov. 18	Mississippi State *	L	0-7
Nov. 30	Tulane * (HC)	W	25-14

1923**Record:** 3-5-1 **SIC:** 0-3-0 **H:** 3-1 **A:** 0-2 **N:** 0-2-1**Coach Mike Donahue****Captain:** E.L. (Tubby) Ewen (E)

Sept. 29	Northwestern State	W	40-0
Oct. 6	Louisiana-Lafayette	W	7-3
Oct. 13	Spring Hill	W	33-0
Oct. 20	Texas A&M	L	0-28
Oct. 27	vs. Arkansas (13)	L	13-26
Nov. 2	vs. Mississippi College (2)	T	0-0
Nov. 16	vs. Alabama * (18)	L	3-30
Nov. 24	at Tulane *	L	0-20
Dec. 1	at Mississippi State *	L	7-14

1924**Record:** 5-4-0 **SIC:** 0-3-0 **H:** 3-1 **A:** 1-1 **N:** 1-2**Coach Mike Donahue****Captain:** C.C. (Cliff) Campbell (T)

Sept. 27	Spring Hill	W	7-6
Oct. 4	Louisiana-Lafayette	W	31-7
Oct. 11	vs. Indiana (19)	W	20-14
Oct. 18	at Rice	W	12-0
Oct. 25	vs. Auburn * (9)	L	0-3
Nov. 1	vs. Arkansas (13)	L	7-10
Nov. 8	at Georgia Tech *	L	7-28
Nov. 15	Northwestern State	W	40-0
Nov. 27	Tulane * ^ (HC)	L	0-13

^ - First game in Tiger Stadium

1925**Record:** 5-3-1 **SIC:** 0-2-1 **H:** 4-2 **A:** 1-0-1 **N:** 0-1**Coach Mike Donahue****Captain:** Jonathan Edward Steele (G)

Sept. 26	Northwestern State	W	27-0
Oct. 3	Louisiana-Lafayette	W	38-0
Oct. 10	Alabama * (HC)	L	0-42
Oct. 17	LSU Freshman	W	6-0
Oct. 24	at Tennessee *	T	0-0
Oct. 31	vs. Arkansas (13)	L	0-12
Nov. 7	Rice	W	6-0
Nov. 14	at Loyola	W	13-0
Nov. 21	Tulane *	L	0-16

1926**Record:** 6-3-0 **SIC:** 3-3-0 **H:** 3-1 **A:** 1-2 **N:** 2-0**Coach Mike Donahue****Captain:** L.T. (Babe) Godfrey (HB)

Sept. 25	Northwestern State	W	47-0
Oct. 2	Louisiana-Lafayette	W	34-0
Oct. 9	Tennessee *	L	7-14
Oct. 16	vs. Auburn * (18)	W	10-0
Oct. 23	vs. Mississippi State * (20)	L	6-7
Oct. 30	at Alabama *	L	0-24
Nov. 6	vs. Arkansas (13)	W	14-0
Nov. 13	Ole Miss * (HC)	W	3-0
Nov. 25	at Tulane *	W	7-0

1927**Record:** 4-4-1 **SIC:** 2-3-1 **H:** 2-1 **A:** 1-2-1 **N:** 1-1**Coach Mike Donahue****Captain:** L.T. (Babe) Godfrey (FB)

Sept. 24	Louisiana Tech	W	45-0
Oct. 1	Louisiana-Lafayette	W	52-0
Oct. 8	at Alabama * (9)	T	0-0
Oct. 15	vs. Auburn * (18)	W	9-0
Oct. 22	at Mississippi State * (20)	W	9-7
Oct. 29	vs. Arkansas (13)	L	0-28
Nov. 5	at Ole Miss *	L	7-12
Nov. 12	at Georgia Tech *	L	0-23
Nov. 24	Tulane *	L	6-13

1928

Record: 6-2-1 **SIC:** 3-1-1 **H:** 4-0 **A:** 2-1-1 **N:** 0-1

Coach Russ Cohen

Captain: Jess Tinsley (T)

Oct. 6	Louisiana-Lafayette	W	46-0
Oct. 13	Louisiana College	W	41-0
Oct. 20	at Mississippi State * (20)	W	31-0
Oct. 27	Spring Hill	W	30-7
Nov. 3	vs. Arkansas (13)	L	0-7
Nov. 10	Ole Miss * (HC)	W	19-6
Nov. 17	at Georgia *	W	13-12
Nov. 29	at Tulane *	T	0-0
Dec. 8	at Alabama * (9)	L	0-13

1929

Record: 6-3-0 **SIC:** 3-1-0 **H:** 5-1 **A:** 1-1 **N:** 0-1

Coach Russ Cohen

Captain: Frank Ellis (T)

Sept. 28	Louisiana College	W	58-0
Oct. 5	Louisiana-Lafayette	W	58-0
Oct. 12	Sewanee * (HC)	W	27-14
Oct. 19	at Mississippi State * (20)	W	31-6
Oct. 26	Louisiana Tech	W	53-7
Nov. 2	vs. Arkansas (13)	L	0-32
Nov. 9	at Duke	L	6-32
Nov. 16	Ole Miss *	W	13-6
Nov. 28	Tulane *	L	0-21

1930

Record: 6-4-0 **SIC:** 2-3-0 **H:** 5-0 **A:** 0-4 **N:** 1-0

Coach Russ Cohen

Captain: Walter (Dobie) Reeves (HB)

Sept. 20	South Dakota Wesleyan	W	76-0
Sept. 27	Louisiana Tech	W	71-0
Oct. 4	Louisiana-Lafayette	W	85-0
Oct. 11	at South Carolina	L	6-7
Oct. 18	at Mississippi State * (20)	L	6-8
Oct. 25	Sewanee * (HC)	W	12-0
Nov. 1	vs. Arkansas (13)	W	27-12
Nov. 8	Ole Miss *	W	6-0
Nov. 15	at Alabama * (18)	L	0-33
Nov. 27	at Tulane *	L	7-12

1931

Record: 5-4-0 **SIC:** 2-2-0 **H:** 3-1 **A:** 1-3 **N:** 1-0

Coach Russ Cohen

Captain: Edward Khoury (T)

Sept. 26	at TCU	L	0-3	D
Oct. 3	Spring Hill ^	W	35-0	N
Oct. 10	South Carolina (HC)	W	19-12	N
Oct. 17	Mississippi State *	W	31-0	N
Oct. 24	vs. Arkansas (13)	W	13-6	D
Oct. 31	Sewanee *	L	6-12	N
Nov. 7	at Army	L	0-20	D
Nov. 14	at Ole Miss * (20)	W	26-3	D
Nov. 28	at Tulane *	L	7-34	D

^ - First night game in Tiger Stadium

1932

Record: 6-3-1 **SIC:** 3-0-0 **H:** 3-1-1 **A:** 1-2 **N:** 2-0

Coach Lawrence M. (Biff) Jones

Captain: Walter Fleming (E)

Sept. 24	TCU	T	3-3	N
Oct. 1	at Rice	L	8-10	D
Oct. 8	Spring Hill	W	80-0	N
Oct. 15	vs. Mississippi State * (21)	W	24-0	D
Oct. 22	vs. Arkansas (13)	W	14-0	D
Oct. 29	Sewanee * (HC)	W	38-0	N
Nov. 5	at South Carolina	W	6-0	D
Nov. 12	at Centenary	L	0-6	D
Nov. 26	Tulane *	W	14-0	D
Dec. 17	Oregon	L	0-12	D

1933

Record: 7-0-3 **SEC:** 3-0-2 **H:** 5-0-2 **A:** 0-0-1 **N:** 2-0

Coach Lawrence M. (Biff) Jones

Captain: Jack Torrance (T)

Sept. 30	Rice	W	13-0	N
Oct. 7	Millsaps	W	40-0	N
Oct. 14	Centenary	T	0-0	N
Oct. 21	vs. Arkansas (13)	W	20-0	D
Oct. 28	Vanderbilt * (HC)	T	7-7	N
Nov. 4	South Carolina	W	30-7	D
Nov. 18	Ole Miss *	W	31-0	D
Nov. 25	vs. Mississippi State * (21)	W	21-6	D
Dec. 2	at Tulane *	T	7-7	D
Dec. 9	Tennessee *	W	7-0	D

1934

Record: 7-2-2 **SEC:** 4-2-0 **H:** 3-1-1 **A:** 3-1-1 **N:** 1-0

Coach Lawrence M. (Biff) Jones

Captain: Bert Yates (HB)

Sept. 29	at Rice	T	9-9	D
Oct. 6	SMU	T	14-14	N
Oct. 13	Auburn * (HC)	W	20-6	N
Oct. 20	vs. Arkansas (13)	W	16-0	D
Oct. 27	at Vanderbilt *	W	29-0	D
Nov. 3	Mississippi State *	W	25-3	N
Nov. 10	at George Washington	W	6-0	D
Nov. 17	at Ole Miss * (20)	W	14-0	D
Dec. 1	Tulane *	L	12-13	D
Dec. 8	at Tennessee *	L	13-19	D
Dec. 15	Oregon	W	14-13	D

1935

National Champions (Williamson)

SEC CHAMPIONS

Record: 9-2-0 **SEC:** 5-0-0 **H:** 4-1 **A:** 4-0 **N:** 1-1

Coach Bernie H. Moore

Captain: W.J. Barrett (E)

Sept. 28	Rice	L	7-10	N
Oct. 5	Texas	W	18-6	N
Oct. 12	at Manhattan	W	32-0	D
Oct. 19	vs. Arkansas (13)	W	13-7	D
Oct. 26	at Vanderbilt *	W	7-2	D
Nov. 2	Auburn * (HC)	W	6-0	D
Nov. 9	Mississippi State *	W	28-13	D
Nov. 16	at Georgia *	W	13-0	D
Nov. 23	Louisiana-Lafayette	W	56-0	D
Nov. 30	at Tulane *	W	41-0	D

Sugar Bowl • New Orleans, Louisiana

Jan. 1	vs. TCU	L	2-3	35,000	D
--------	---------	---	-----	--------	---

1936

National Champions (Williamson, Sagarin)

SEC CHAMPIONS

Record: 9-1-1 **SEC:** 6-0-0 **H:** 6-0 **A:** 1-0-1 **N:** 2-1

Coach Bernie H. Moore

Captain: Bill May (QB-FB)

Sept. 26	Rice	W	20-7	N
Oct. 3	at Texas	T	6-6	D
Oct. 10	Georgia *	W	47-7	N
Oct. 17	Ole Miss *	W	13-0	N
#13 Oct. 24	vs. Arkansas (13)	W	19-7	D
#8 Oct. 31	at Vanderbilt *	W	19-0	D
#7 Nov. 7	Mississippi State * (HC)	W	12-0	D
#7 Nov. 14	vs. Auburn * (9)	W	19-6	D
#5 Nov. 21	Louisiana-Lafayette	W	93-0	D
#2 Nov. 28	#19 Tulane *	W	33-0	D

Sugar Bowl • New Orleans, Louisiana

#2 Jan. 1	vs. #6 Santa Clara	L	14-21	38,483	D
-----------	--------------------	---	-------	--------	---

1937

Record: 9-2-0 SEC: 5-1-0 H: 7-0 A: 2-1 N: 0-1

Coach Bernie H. Moore

Captain: Art (Slick) Morton (HB-TB)

Sept. 25	Florida *	W	19-0	N
Oct. 2	Texas	W	9-0	N
Oct. 9	at Rice	W	13-0	D
Oct. 16	Ole Miss *	W	13-0	N
#6 Oct. 23	at #20 Vanderbilt *	L	6-7	D
#17 Oct. 30	Loyola	W	52-6	N
#18 Nov. 6	Miss. St. * (HC)	W	41-0	D
#12 Nov. 13	#14 Auburn *	W	9-7	D
#8 Nov. 20	Northwestern State	W	52-0	D
#10 Nov. 27	at Tulane *	W	20-7	D

Sugar Bowl • New Orleans, Louisiana

#8 Jan. 1	vs. #9 Santa Clara	L	0-6	40,000	D
-----------	--------------------	---	-----	--------	---

1938

Record: 6-4-0 SEC: 2-4-0 H: 5-2 A: 1-1 N: 0-1

Coach Bernie H. Moore

Captain: Ben Friend (T)

Sept. 24	Ole Miss *	L	7-20	N
Oct. 1	at Texas	W	20-0	D
Oct. 8	Rice	W	3-0	N
Oct. 15	Loyola	W	47-0	N
Oct. 22	#16 Vanderbilt * (HC)	W	7-0	N
Oct. 29	at #8 Tennessee *	L	6-14	D
Nov. 5	Mississippi State *	W	32-7	D
Nov. 12	vs. Auburn * (9)	L	6-28	D
Nov. 19	Louisiana-Lafayette	W	32-0	D
Nov. 26	Tulane *	L	0-14	D

1939

Record: 4-5-0 SEC: 1-5-0 H: 2-4 A: 2-1 N: 0-0

Coach Bernie H. Moore

Captain: Young Bussey (HB)

Sept. 30	Ole Miss *	L	7-14	N
Oct. 7	at Holy Cross	W	26-7	D
Oct. 14	Rice	W	7-0	N
Oct. 21	Loyola	W	20-0	N
Oct. 28	at Vanderbilt *	W	12-6	D
#18 Nov. 4	#1 Tennessee * (HC)	L	0-20	D
Nov. 11	Mississippi State *	L	12-15	N
Nov. 18	Auburn *	L	7-21	D
Dec. 2	at #5 Tulane *	L	20-33	D

1940

Record: 6-4-0 SEC: 3-3-0 H: 5-2 A: 0-2 N: 1-0

Coach Bernie H. Moore

Captain: Charles Anastasio (HB)

Sept. 21	Louisiana Tech	W	39-7	N
Sept. 28	Ole Miss *	L	6-19	N
Oct. 5	Holy Cross	W	25-0	N
Oct. 12	at Rice	L	0-23	N
Oct. 19	Mercer	W	20-0	N
Oct. 26	Vanderbilt * (HC)	W	7-0	N
Nov. 2	at #7 Tennessee *	L	0-28	D
Nov. 9	#19 Mississippi State *	L	7-22	D
Nov. 16	vs. Auburn * (9)	W	21-13	D
Nov. 30	Tulane *	W	14-0	D

1941

Record: 4-4-2 SEC: 2-2-2 H: 3-3-2 A: 1-1 N: 0-0

Coach Bernie H. Moore

Captain: Leo Bird (HB)

Captain: Leo Bird (HB)				
Sept. 20	Louisiana Tech	W	25-0	N
Sept. 27	Holy Cross	L	13-19	N
Oct. 4	at Texas	L	0-34	D
Oct. 11	#19 Mississippi State *T		0-0	N
Oct. 18	Rice	W	27-0	N
Oct. 25	Florida *	W	10-7	N
Nov. 1	Tennessee * (HC)	L	6-13	D
Nov. 8	#16 Ole Miss *	L	12-13	N
Nov. 15	Auburn *	T	7-7	D
Nov. 29	at Tulane *	W	19-0	D

1942

Record: 7-3-0 SEC: 3-2-0 H: 6-0 A: 1-2 N: 0-1

Coach Bernie H. Moore

Captain: Willie Miller (G)

Sept. 19	Northwestern State	W	40-0	N
Sept. 26	Texas A&M	W	16-7	N
Oct. 3	at Rice	L	14-27	D
Oct. 10	Mississippi State *	W	16-6	N
Oct. 17	Ole Miss * (HC)	W	21-7	N
Oct. 24	Georgia Navy	W	34-0	N
#19 Oct. 31	at #20 Tennessee *	L	0-26	D
Nov. 7	at Fordham	W	26-13	D
Nov. 14	vs. Auburn * (9)	L	7-25	D
Nov. 26	Tulane *	W	18-6	D

1943

Record: 6-3-0 SEC: 2-2-0 H: 4-1 A: 0-2 N: 2-0

Coach Bernie H. Moore

Captain: Steve Van Buren (HB)

Sept. 25	Georgia *	W	34-27	N
Oct. 2	Rice	W	20-7	N
#17 Oct. 9	Texas A&M	L	13-28	N
Oct. 16	Louisiana Army (STU)	W	28-7	D
Oct. 23	vs. Georgia * (22)	W	27-6	N
Oct. 30	TCU	W	14-0	N
#20 Nov. 6	at Georgia Tech *	L	7-42	D
Nov. 20	at Tulane *	L	0-27	D

Orange Bowl • Miami, Florida

Jan. 1	vs. Texas A&M	W	19-14	D
--------	---------------	---	-------	---

1944

Record: 2-5-1 SEC: 2-3-1 H: 1-4-1 A: 1-1 N: 0-0

Coach Bernie H. Moore

Captain: Al Cavigga (G)

Sept. 30	Alabama *	T	27-27	N
Oct. 7	at Rice	L	13-14	D
Oct. 14	Texas A&M	L	0-7	N
Oct. 21	Mississippi State *	L	6-13	N
Oct. 28	at Georgia *	W	15-7	D
Nov. 4	#16 Tennessee * (HC)	L	0-13	N
Nov. 18	#9 Georgia Tech *	L	6-14	N
Nov. 30	Tulane *	W	25-6	D

1945

Record: 7-2-0 SEC: 5-2-0 H: 4-2 A: 3-0 N: 0-0

Coach Bernie H. Moore

Captain: Andy Kosmac (QB)

Sept. 29	Rice	W	42-0	N
Oct. 6	Alabama *	L	7-26	N
Oct. 13	#17 Texas A&M	W	31-12	N
Oct. 20	at #12 Georgia *	W	32-0	D
#13 Oct. 27	Vanderbilt *	W	39-7	N
#17 Nov. 3	Ole Miss *	W	32-13	N
#14 Nov. 10	Miss. St. * (HC)	L	20-27	N
Nov. 17	at Georgia Tech *	W	9-7	D
Dec. 1	at Tulane *	W	33-0	D

1946

Record: 9-1-1 **SEC:** 5-1-0 **H:** 6-1 **A:** 3-0 **N:** 0-0-1

Coach Bernie H. Moore

Captain: Dilton Richmond (E)

Sept. 28	at Rice	W	7-6	N
Oct. 5	Mississippi State *	W	13-6	N
#13 Oct. 12	Texas A&M	W	33-9	N
#12 Oct. 19	Georgia Tech * (HC)	L	7-26	N
Oct. 26	at Vanderbilt *	W	14-0	D
Nov. 2	Ole Miss *	W	34-21	N
#19 Nov. 9	Alabama *	W	31-21	N
#11 Nov. 15	at Miami (Fla.)	W	20-7	N
#9 Nov. 23	Fordham	W	40-0	N
#9 Nov. 30	Tulane *	W	41-27	D

Cotton Bowl • Dallas, Texas

#8 Jan. 1	vs. #16 Arkansas	T	0-0	38,000	D
-----------	------------------	---	-----	--------	---

1947

Record: 5-3-1 **SEC:** 2-3-1 **H:** 4-1 **A:** 1-2-1 **N:** 0-0

Coach Bernie H. Moore

Captain: Jim Cason (HB)

Sept. 27	Rice	W	21-14	N
Oct. 4	at Georgia *	L	19-35	D
Oct. 11	Texas A&M	W	19-13	N
Oct. 17	at Boston College	W	14-13	N
#18 Oct. 25	#19 Vanderbilt* (HC)	W	19-13	N
#17 Nov. 1	Ole Miss *	L	18-20	N
Nov. 15	Mississippi State *	W	21-6	D
Nov. 22	at #8 Alabama *	L	12-41	D
Dec. 6	at Tulane *	T	6-6	D

1948

Record: 3-7-0 **SEC:** 1-5-0 **H:** 3-4 **A:** 0-3 **N:** 0-0

Coach Gaynell Tinsley

Captain: Ed Claunch (C)

Sept. 18	at Texas	L	0-33	47,500	D
Oct. 2	at Rice	W	26-13	29,000	N
Oct. 9	Texas A&M	W	14-13	35,000	N
Oct. 16	#16 Georgia *	L	0-22	36,000	N
Oct. 23	at #3 North Carolina	L	7-34	40,000	D
Oct. 30	Ole Miss * (HC)	L	19-49	45,000	N
Nov. 6	at Vanderbilt *	L	7-48	22,000	D
Nov. 13	Mississippi State *	L	0-7	30,000	N
Nov. 20	Alabama *	W	26-6	25,000	D
Nov. 27	#14 Tulane *	L	0-46	46,000	D

1949

Record: 8-3-0 **SEC:** 4-2-0 **H:** 7-1 **A:** 1-1 **N:** 0-1

Coach Gaynell Tinsley

Captain: Mel Lyle (E)

Sept. 24	Kentucky *	L	0-19	35,000	N
Oct. 1	Rice	W	14-7	32,000	N
Oct. 8	Texas A&M	W	34-0	30,000	N
Oct. 14	at Georgia *	L	0-7	22,000	N
Oct. 22	#6 North Carolina	W	13-7	43,000	N
#17 Oct. 29	Ole Miss *	W	34-7	37,000	N
#17 Nov. 5	Vanderbilt *	W	33-13	34,000	N
#16 Nov. 12	Miss. St. * (HC)	W	34-7	32,000	N
#13 Nov. 19	Southeastern La.	W	48-7	19,000	D
#13 Nov. 26	at #10 Tulane *	W	21-0	81,000	D

Sugar Bowl • New Orleans, Louisiana

#9 Jan. 1	vs. #2 Oklahoma	L	0-35	82,470	D
-----------	-----------------	---	------	--------	---

1950

Record: 4-5-2 **SEC:** 2-3-2 **H:** 3-2-1 **A:** 1-3-1 **N:** 0-0

Coach Gaynell Tinsley

Captain: Ebert Van Buren (HB)

Sept. 23	at #13 Kentucky *	L	0-14	35,500	N
Sept. 30	Pacific	W	19-0	30,000	N
Oct. 7	at Rice	L	20-35	52,000	N
Oct. 14	Georgia Tech * (HC)	L	0-13	42,000	N
Oct. 21	Georgia *	T	13-13	25,000	N
Nov. 4	Ole Miss *	W	40-14	30,000	N
Nov. 11	at Vanderbilt *	W	33-7	27,000	D
Nov. 18	Mississippi State *	L	7-13	33,000	N
Nov. 24	Villanova	W	13-7	10,000	N
Dec. 2	at #20 Tulane *	T	14-14	74,000	D
Dec. 9	at #3 Texas	L	6-21	35,000	D

1951

Record: 7-3-1 **SEC:** 4-2-1 **H:** 4-2-1 **A:** 1-1 **N:** 2-0

Coach Gaynell Tinsley

Captains: Ray Potter (T), Chester Freeman (RHB)

Sept. 22	Southern Miss	W	13-0	24,000	N
Sept. 29	vs. #9 Alabama * (5)	W	13-7	32,000	D
Oct. 6	Rice	W	7-6	44,000	N
Oct. 13	at #8 Georgia Tech *	L	7-25	30,000	D
Oct. 20	at Georgia *	W	7-0	18,000	N
Oct. 27	#5 Maryland	L	0-27	38,000	N
Nov. 3	Ole Miss * (HC)	T	6-6	40,000	N
Nov. 10	Vanderbilt *	L	13-20	18,000	N
Nov. 17	Mississippi State *	W	3-0	20,000	N
Nov. 24	vs. Villanova (13)	W	45-7	13,000	D
Dec. 1	Tulane *	W	14-13	45,000	D

1952

Record: 3-7-0 **SEC:** 2-5-0 **H:** 0-5 **A:** 3-2 **N:** 0-0

Coach Gaynell Tinsley

Captains: Norm Stevens (QB), Joe Modicut (LG), Bill Lansing (RG), Leroy Labat (HB), Jim Sanford (T), Ralph McLeod (LE)

Sept. 20	#11 Texas	L	14-35	42,000	N
Sept. 27	Alabama *	L	20-21	34,000	N
Oct. 4	at #17 Rice	W	27-7	45,000	N
Oct. 11	at Kentucky *	W	34-7	28,000	D
Oct. 18	Georgia *	L	14-27	38,000	N
Oct. 25	at #2 Maryland	L	6-34	30,000	D
Nov. 1	at Ole Miss *	L	0-28	23,000	D
Nov. 8	#8 Tennessee * (HC)	L	3-22	35,000	D
Nov. 15	Mississippi State *	L	14-33	20,000	D
Nov. 29	at Tulane *	W	16-0	55,000	D

1953

Record: 5-3-3 **SEC:** 2-3-3 **H:** 3-2-1 **A:** 2-1-1 **N:** 0-0-1

Coach Gaynell Tinsley

Captains: Jerry Marchand (LHB), Charley Oakley (FB)

Sept. 19	#11 Texas	W	20-7	40,000	N
Sept. 26	vs. #5 Alabama * (5)	T	7-7	32,000	N
#19 Oct. 3	Boston College	W	42-6	24,000	N
#14 Oct. 10	Kentucky *	T	6-6	34,000	N
Oct. 17	at Georgia *	W	14-6	20,000	D
#14 Oct. 24	at Florida *	T	21-21	39,000	D
Oct. 31	#18 Ole Miss *	L	16-27	40,000	N
Nov. 7	at Tennessee *	L	14-32	23,000	D
Nov. 14	Miss. St. * (HC)	L	13-26	29,000	D
Nov. 21	at Arkansas (6)	W	9-8	21,000	D
Nov. 28	Tulane *	W	32-13	49,000	D

1954**Record:** 5-6-0 **SEC:** 2-5-0 **H:** 3-3 **A:** 1-3 **N:** 1-0**Coach** Gaynell Tinsley**Captain:** Sid Fournet (LG)

Sept. 18	at #4 Texas	L	6-20	36,000	D
Sept. 25	Alabama *	L	0-12	40,000	N
Oct. 2	at Kentucky *	L	6-7	33,000	N
Oct. 9	at Georgia Tech *	L	20-30	28,000	D
Oct. 16	#20 Texas Tech	W	20-13	25,000	N
Oct. 23	#18 Florida *	W	20-7	25,000	N
Oct. 30	#12 Ole Miss * (HC)	L	6-21	46,000	N
Nov. 6	Chattanooga	W	26-19	11,000	N
Nov. 13	Mississippi State *	L	0-25	20,000	N
Nov. 20	vs. Arkansas (13)	W	7-6	33,000	D
Nov. 27	at Tulane *	W	14-13	40,477	D

1955**Record:** 3-5-2 **SEC:** 2-3-1 **H:** 2-2-1 **A:** 1-2-1 **N:** 0-1**Coach** Paul Dietzel**Captains:** Joe Tuminello (E), O.K. Ferguson (FB)

Sept. 17	Kentucky *	W	19-7	42,000	N
#16 Sept. 24	vs. Texas A&M (14)	L	0-28	17,000	N
Oct. 1	at #11 Rice	T	20-20	51,000	N
Oct. 8	#4 Georgia Tech *	L	0-7	60,000	N
Oct. 15	at Florida *	L	14-18	30,000	D
Oct. 29	Ole Miss *	L	26-29	43,000	N
Nov. 5	at #1 Maryland	L	0-13	28,000	D
Nov. 12	#18 Miss. St. * (HC)	W	34-7	40,000	N
Nov. 19	at Arkansas (6)	W	13-7	35,000	D
Nov. 26	Tulane *	T	13-13	60,000	D

1956**Record:** 3-7-0 **SEC:** 1-5-0 **H:** 1-4 **A:** 1-3 **N:** 1-0**Coach** Paul Dietzel**Captain:** Don Scully (G)

Sept. 29	#11 Texas A&M	L	6-9	61,000	N
Oct. 6	at Rice	L	14-23	55,000	N
Oct. 13	at #3 Georgia Tech *	L	7-39	39,500	D
Oct. 20	at Kentucky *	L	0-14	28,000	N
Oct. 27	Florida * (HC)	L	6-21	35,000	N
Nov. 3	Ole Miss *	L	17-46	35,000	N
Nov. 10	Oklahoma State	W	13-0	25,000	N
Nov. 17	Mississippi State *	L	13-32	25,000	N
Nov. 24	vs. Arkansas (13)	W	21-7	28,000	D
Dec. 1	at Tulane *	W	7-6	60,000	D

1957**Record:** 5-5-0 **SEC:** 4-4-0 **H:** 4-2 **A:** 1-3 **N:** 0-0**Coach** Paul Dietzel**Captain:** Alvin Aucoin (LT)

Sept. 21	Rice	L	14-20	50,912	N
Sept. 28	Alabama *	W	28-0	33,728	N
Oct. 5	at Texas Tech	W	19-14	19,278	N
Oct. 12	#17 Georgia Tech *	W	20-13	59,476	N
#17 Oct. 19	Kentucky * (HC)	W	21-0	53,824	N
#10 Oct. 26	at Florida *	L	14-22	27,740	D
Nov. 2	at Vanderbilt *	L	0-7	18,500	D
Nov. 9	at #14 Ole Miss *	L	12-14	26,261	D
Nov. 16	#12 Mississippi State *	L	6-14	51,213	N
Nov. 30	Tulane *	W	25-6	48,040	D

1958**NATIONAL CHAMPIONS****SEC CHAMPIONS****Record:** 11-0-0 **SEC:** 6-0-0 **H:** 5-0 **A:** 5-0 **N:** 1-0**Coach** Paul Dietzel**vs. Top 25:** 2-0**Captain:** Billy Hendrix (E)

Sept. 20	at Rice	W	26-6	45,000	N
#15 Sept. 27	at Alabama * (5)	W	13-3	34,000	N
#13 Oct. 4	Hardin-Simmons	W	20-6	45,000	N
#11 Oct. 10	at Miami (Fla.)	W	41-0	40,614	N
#9 Oct. 18	Kentucky *	W	32-7	65,000	N
#3 Oct. 25	Florida * (HC)	W	10-7	62,000	N
#1 Nov. 1	#6 Ole Miss *	W	14-0	68,000	N
#1 Nov. 8	Duke	W	50-18	63,000	N
#1 Nov. 15	at Miss. St. * (20)	W	7-6	26,000	N
#1 Nov. 22	at Tulane *	W	62-0	83,221	D

Sugar Bowl • New Orleans, Louisiana

#1 Jan. 1	vs. #12 Clemson	W	7-0	80,331	NBC	D
-----------	-----------------	---	-----	--------	-----	---

1959**Record:** 9-2-0 **SEC:** 5-1-0 **H:** 6-0 **A:** 2-1 **N:** 1-1**Coach** Paul Dietzel**vs. Top 25:** 2-2**Captain:** Lynn LeBlanc (T)

#1 Sept. 19	Rice	W	26-3	48,613	NBC	D
#1 Sept. 26	#9 TCU	W	10-0	65,694	N	
#1 Oct. 3	vs. Baylor (13)	W	22-0	32,308	D	
#1 Oct. 10	Miami (Fla.)	W	27-3	64,864	N	
#1 Oct. 17	at Kentucky *	W	9-0	33,230	N	
#1 Oct. 24	at Florida *	W	9-0	47,578	D	
#1 Oct. 31	#3 Ole Miss * (HC)	W	7-3	67,327	N	
#1 Nov. 7	at #13 Tennessee *	L	13-14	45,682	D	
#3 Nov. 14	Mississippi State *	W	27-0	63,272	N	
#3 Nov. 21	Tulane *	W	14-6	65,057	D	

Sugar Bowl • New Orleans, Louisiana

#3 Jan. 1	vs. #2 Ole Miss	L	0-21	81,141	NBC	D
-----------	-----------------	---	------	--------	-----	---

**1960****Record:** 5-4-1 **SEC:** 2-3-1 **H:** 4-2 **A:** 1-2-1 **N:** 0-0**Coach** Paul Dietzel**vs. Top 25:** 0-0-1**Captain:** Charles (Bo) Strange (C)

Sept. 17	Texas A&M	W	9-0	58,346	N	
Oct. 1	Baylor	L	3-7	57,662	N	
Oct. 8	at Georgia Tech *	L	2-6	44,176	D	
Oct. 15	at Kentucky *	L	0-3	28,000	N	
Oct. 22	Florida *	L	10-13	51,528	N	
Oct. 29	at #2 Ole Miss *	T	6-6	34,000	ABC	D
Nov. 5	South Carolina (HC)	W	35-6	52,650	N	
Nov. 12	Mississippi State *	W	7-3	48,804	N	
Nov. 19	Wake Forest	W	16-0	49,909	N	
Nov. 26	at Tulane *	W	17-6	74,000	D	

**1961****SEC CHAMPIONS****Record:** 10-1-0 **SEC:** 6-0-0 **H:** 6-0 **A:** 3-1 **N:** 1-0**Coach** Paul Dietzel**vs. Top 25:** 3-0**Captain:** Roy (Moonie) Winston (G)

#5 Sept. 23	at Rice	L	3-16	73,000	N	
Sept. 30	Texas A&M	W	16-7	63,367	N	
Oct. 7	#3 Georgia Tech *	W	10-0	64,702	N	
Oct. 14	at South Carolina	W	42-0	19,275	D	
#10 Oct. 21	Kentucky * (HC)	W	24-14	65,208	N	
#7 Oct. 28	at Florida *	W	23-0	47,490	D	
#6 Nov. 4	#2 Ole Miss *	W	10-7	68,071	N	
#4 Nov. 11	at North Carolina	W	30-0	14,173	ABC	D
#4 Nov. 18	Mississippi State *	W	14-6	59,341	N	
#4 Nov. 25	Tulane *	W	62-0	60,808	D	

Orange Bowl • Miami, Florida

#4 Jan. 1	vs. #7 Colorado	W	25-7	62,391	NBC	D
-----------	-----------------	---	------	--------	-----	---



1962

National Champions (Berryman)

Record: 9-1-1 SEC: 5-1-0 H: 4-1-1 A: 4-0 N: 1-0

Coach Charles McClendon

vs. Top 25: 2-1

Captain: Fred Miller (RT)

#5	Sept. 22	Texas A&M	W	21-0	68,618	N
#5	Sept. 29	Rice	T	6-6	64,457	N
	Oct. 6	at #5 Georgia Tech *	W	10-7	49,744	CBS D
#6	Oct. 13	Miami (Fla.)	W	17-3	66,175	N
#4	Oct. 20	at Kentucky *	W	7-0	24,474	N
#6	Oct. 27	Florida * (HC)	W	23-0	66,611	N
#4	Nov. 3	#6 Ole Miss *	L	7-15	68,571	N
#9	Nov. 10	TCU	W	5-0	63,269	N
#10	Nov. 17	at Miss. St. * (20)	W	28-0	39,651	N
#8	Nov. 24	at Tulane *	W	38-3	37,811	D
Cotton Bowl • Dallas, Texas						
#7	Jan. 1	vs. #4 Texas	W	13-0	75,504	CBS D



1963

Record: 7-4-0 SEC: 4-2-0

H: 5-1 A: 2-2

N: 0-1

Coach Charles McClendon

vs. Top 25: 1-1

Captain: Billy Truax (E)

	Sept. 21	Texas A&M	W	14-6	68,000	N
	Sept. 28	at Rice	L	12-21	64,000	N
	Oct. 5	#7 Georgia Tech *	W	7-6	68,000	N
	Oct. 11	at Miami (Fla.)	W	3-0	45,986	N
	Oct. 19	Kentucky * (HC)	W	28-7	68,000	N
	Oct. 26	at Florida *	W	14-0	48,000	D
	Nov. 2	#3 Ole Miss *	L	3-37	68,000	CBS D
	Nov. 9	TCU	W	28-14	67,000	N
	Nov. 16	at Miss. St. * (20)	L	6-7	46,500	D
	Nov. 23	Tulane *	W	20-0	55,000	D

Bluebonnet Bowl • Houston, Texas

Dec. 21 vs. Baylor L 7-14 50,000 CBS D



1964

Record: 8-2-1 SEC: 4-2-1

H: 4-1-1 A: 3-1

N: 1-0

Coach Charles McClendon

vs. Top 25: 0-1

Captain: Richard Granier (C)

	Sept. 19	Texas A&M	W	9-6	68,000	N
	Sept. 26	at Rice	W	3-0	64,000	N
	Oct. 10	North Carolina	W	20-3	63,000	N
#9	Oct. 17	at Kentucky *	W	27-7	38,000	N
#7	Oct. 24	Tennessee * (HC)	T	3-3	59,000	NBC D
#9	Oct. 31	Ole Miss *	W	11-10	68,000	N
#8	Nov. 7	at #3 Alabama * (9)	L	9-17	68,000	D
#9	Nov. 14	Mississippi State *	W	14-10	68,000	N
#8	Nov. 21	at Tulane *	W	13-3	55,000	D
#7	Dec. 5	Florida *	L	6-20	62,000	N

Sugar Bowl • New Orleans, Louisiana

#7 Jan. 1 vs. Syracuse W 13-10 60,322 NBC D



1965

Record: 8-3-0 SEC: 3-3-0

H: 6-1 A: 1-2

N: 1-0

Coach Charles McClendon

vs. Top 25: 1-1

Captains: Billy Ezell (QB), John Aaron (RG)

#8	Sept. 18	Texas A&M	W	10-0	68,000	N
#7	Sept. 25	Rice	W	42-14	67,500	N
#5	Oct. 2	at Florida *	L	7-14	47,592	D
	Oct. 9	at Miami (Fla.)	W	34-27	43,367	N
	Oct. 16	Kentucky * (HC)	W	31-21	68,000	N
#9	Oct. 23	South Carolina	W	21-7	66,000	N
#5	Oct. 30	at Ole Miss * (20)	L	0-23	46,616	D
	Nov. 6	#5 Alabama *	L	7-31	58,000	NBC D
	Nov. 13	Mississippi State *	W	37-20	60,000	N
	Nov. 20	Tulane *	W	62-0	65,000	N

Cotton Bowl • Dallas, Texas

Jan. 1 vs. #2 Arkansas W 14-7 76,200 CBS D



1966

Record: 5-4-1 SEC: 3-3-0

H: 3-2-1 A: 2-2

N: 0-0

Coach Charles McClendon

vs. Top 25: 0-2

Captains: Leonard Neumann (TB), Gawain DiBetta (FB)

	Sept. 17	South Carolina	W	28-12	67,512	N
	Sept. 24	at Rice	L	15-17	63,000	N
	Oct. 1	Miami (Fla.)	W	10-8	67,500	N
	Oct. 8	Texas A&M	T	7-7	67,500	N
	Oct. 15	at Kentucky *	W	30-0	35,000	N
	Oct. 22	#8 Florida * (HC)	L	7-28	67,500	N
	Oct. 29	Ole Miss *	L	0-17	67,500	N
	Nov. 5	at #4 Alabama * (9)	L	0-21	66,500	ABC D
	Nov. 12	Mississippi State *	W	17-7	55,000	ABC D
	Nov. 19	at Tulane ^	W	21-7	82,307	N

^ - Designated as a conference game by the SEC



1967

Record: 7-3-1 SEC: 3-2-1

H: 5-2 A: 1-1-1

N: 1-0

Coach Charles McClendon

vs. Top 25: 1-1

Captains: Barry Wilson (C), Benny Griffin (LB)

	Sept. 23	Rice	W	20-14	66,000	N
	Sept. 30	Texas A&M	W	17-6	66,000	N
	Oct. 7	at Florida *	W	37-6	59,261	D
	Oct. 14	Miami (Fla.)	L	15-17	67,000	N
	Oct. 21	Kentucky * (HC)	W	30-7	66,000	N
	Oct. 28	at #4 Tennessee *	L	14-17	54,596	D
	Nov. 4	at Ole Miss * (20)	T	13-13	46,000	ABC D
	Nov. 11	Alabama *	L	6-7	65,500	N
	Nov. 18	Mississippi State *	W	55-0	57,000	N
	Nov. 25	Tulane	W	41-27	62,500	N

Sugar Bowl • New Orleans, Louisiana

Jan. 1 vs. #6 Wyoming W 20-13 78,963 NBC D



1968

Record: 8-3-0 SEC: 4-2-0

H: 5-1 A: 2-2

N: 1-0

Coach Charles McClendon

vs. Top 25: 2-0

Captains: Barton Frye (CB), Jerry Guillot (RG)

#20	Sept. 21	#13 Texas A&M	W	13-12	68,000	N
#14	Sept. 28	at Rice	W	21-7	60,000	N
#10	Oct. 5	Baylor	W	48-16	68,000	N
#8	Oct. 11	at Miami (Fla.)	L	0-30	40,000	N
#20	Oct. 19	Kentucky *	W	13-3	66,000	N
#18	Oct. 26	TCU ^ (HC)	W	10-7	66,000	N
#14	Nov. 2	Ole Miss *	L	24-27	69,337	N
#20	Nov. 9	at Alabama * (9)	L	7-16	67,000	D
	Nov. 16	Mississippi State *	W	20-16	58,000	N
	Nov. 23	at Tulane ^	W	34-10	55,000	N

Peach Bowl • Atlanta, Georgia

Dec. 30 vs. #19 Florida State W 31-27 35,545 TVS N

^ - Designated as a conference game by the SEC



1969

Record: 9-1-0 SEC: 4-1-0

H: 6-0 A: 3-1

N: 0-0

Coach Charles McClendon

vs. Top 25: 1-0

Captains: George Bevan (LB), Robert (Red) Ryder (OT)

	Sept. 20	Texas A&M	W	35-6	67,478	N
	Sept. 27	at Rice	W	42-0	55,219	N
#16	Oct. 4	Baylor	W	63-8	64,151	N
#14	Oct. 10	at Miami (Fla.)	W	20-0	41,972	N
#9	Oct. 18	at Kentucky *	W	37-10	37,500	N
#9	Oct. 25	#14 Auburn * (HC)	W	21-20	63,516	ABC D
#8	Nov. 1	at Ole Miss * (20)	L	23-26	46,332	ABC D
#12	Nov. 8	Alabama *	W	20-15	67,590	N
#12	Nov. 15	Mississippi State *	W	61-6	59,746	N
#10	Nov. 22	Tulane	W	27-0	65,980	N

**1970****SEC CHAMPIONS****Record:** 9-3-0 **SEC:** 5-0-0 **H:** 6-1 **A:** 3-1 **N:** 0-1**Coach** Charles McClendon **vs. Top 25:** 3-2**Captains:** Buddy Lee (QB), John Sage (T)

#12 Sept. 19	Texas A&M	L	18-20	67,590	N
Sept. 26	Rice	W	24-0	65,000	N
Oct. 3	Baylor	W	31-10	60,000	N
#19 Oct. 10	Pacific	W	34-0	48,000	N
#15 Oct. 17	Kentucky * (HC)	W	14-7	67,508	N
#14 Oct. 24	at #6 Auburn *	W	17-9	62,301	D
#11 Nov. 7	at #19 Alabama * (9)	W	14-9	60,371	ABC D
#9 Nov. 14	Mississippi State *	W	38-7	64,000	N
#6 Nov. 21	at #2 Notre Dame	L	0-3	59,075	D
#6 Nov. 28	at Tulane	W	26-14	81,233	N
#8 Dec. 5	#16 Ole Miss *	W	61-17	67,590	ABC N
Orange Bowl • Miami, Florida					
#5 Jan. 1	vs. #3 Nebraska	L	12-17	80,699	NBC N

**1971****Record:** 9-3 **SEC:** 3-2-0 **H:** 5-2 **A:** 3-1 **N:** 1-0**Coach** Charles McClendon **vs. Top 25:** 1-1**Captains:** Louis Cascio (LB), Mike Demarie (OG)

#9 Sept. 11	Colorado	L	21-31	70,099	N
Sept. 18	Texas A&M	W	37-0	68,576	N
#18 Sept. 25	at Wisconsin	W	38-28	78,535	D
#16 Oct. 2	Rice	W	38-3	65,976	N
#16 Oct. 9	Florida * (HC)	W	48-7	67,055	N
#12 Oct. 16	at Kentucky *	W	17-13	35,000	N
#11 Oct. 30	at Ole Miss * (20)	L	22-24	47,122	D
#18 Nov. 6	#4 Alabama *	L	7-14	64,892	ABC N
#20 Nov. 13	at Miss. St. * (20)	W	28-3	35,000	N
#14 Nov. 20	#7 Notre Dame	W	28-8	66,996	ABC N
#10 Nov. 27	Tulane	W	36-7	59,897	N
Sun Bowl • El Paso, Texas					
#11 Dec. 18	vs. Iowa State	W	33-15	33,530	CBS D

**1972****Record:** 9-2-1 **SEC:** 4-1-1 **H:** 7-0 **A:** 2-1-1 **N:** 0-1**Coach** Charles McClendon **vs. Top 25:** 1-2**Captains:** Paul Lyons (QB), Pepper Rutland (LB)

#9 Sept. 16	Pacific	W	31-13	66,574	N
#8 Sept. 23	Texas A&M	W	42-17	68,538	N
#9 Sept. 30	Wisconsin	W	27-7	69,142	N
#8 Oct. 7	at Rice	W	12-6	60,000	N
#8 Oct. 14	#9 Auburn *	W	35-7	70,132	N
#7 Oct. 21	Kentucky *	W	10-0	64,601	N
#6 Nov. 4	Ole Miss *	W	17-16	70,502	N
#6 Nov. 11	at #2 Alabama * (9)	L	21-35	72,039	ABC D
#8 Nov. 18	Miss. St. * (HC)	W	28-14	60,589	N
#8 Nov. 25	at Florida *	T	3-3	46,391	D
#11 Dec. 2	at Tulane	W	9-3	85,372	N
Astro-Bluebonnet Bowl • Houston, Texas					
#10 Dec. 30	vs. #11 Tennessee	L	17-24	52,961	Hughes N

**1973****Record:** 9-3-0 **SEC:** 5-1-0 **H:** 6-1 **A:** 3-1 **N:** 0-1**Coach** Charles McClendon **vs. Top 25:** 1-2**Captains:** Tyler Lafauci (OG-DT), Binks Miciotto (DE)

#15 Sept. 15	#10 Colorado	W	17-6	71,239	N
#11 Sept. 22	Texas A&M	W	28-23	68,394	N
#10 Sept. 29	Rice	W	24-9	66,226	N
#10 Oct. 6	Florida *	W	24-3	66,974	N
#10 Oct. 13	at Auburn *	W	20-6	64,331	D
#9 Oct. 20	Kentucky *	W	28-21	66,991	N
#9 Oct. 27	at South Carolina	W	33-29	51,039	N
#7 Nov. 3	at Ole Miss * (20)	W	51-14	47,222	ABC D
#7 Nov. 17	Miss. St. * (HC)	W	26-7	66,536	N
#7 Nov. 22	#2 Alabama *	L	7-21	67,748	ABC N
#8 Dec. 1	at Tulane	L	0-14	86,598	N
Orange Bowl • Miami, Florida					
#13 Jan. 1	vs. #6 Penn State	L	9-16	60,477	NBC N

**1974****Record:** 5-5-1 **SEC:** 2-4-0 **H:** 5-1 **A:** 0-4-1 **N:** 0-0**Coach** Charles McClendon **vs. Top 25:** 0-1**Captains:** Brad Boyd (TE), Steve Lelekacs (LB)

#9 Sept. 14	Colorado	W	42-14	70,274	N
#7 Sept. 21	Texas A&M	L	14-21	69,088	N
#17 Sept. 28	at Rice	T	10-10	55,000	N
Oct. 5	at #13 Florida	L	14-24	56,570	D
Oct. 12	Tennessee (HC)	W	20-10	67,907	N
Oct. 19	at Kentucky	L	13-20	57,000	N
Nov. 2	Ole Miss	W	24-0	66,728	N
Nov. 9	at Alabama (9)	L	0-30	70,364	ABC D
Nov. 16	at Miss. St. (20)	L	6-7	37,000	D
Nov. 23	Tulane	W	24-22	66,017	N
Nov. 30	Utah	W	35-10	55,573	N

**1975****Record:** 5-6-0 **SEC:** 2-4-0 **H:** 3-3 **A:** 1-3 **N:** 1-0**Coach** Charles McClendon **vs. Top 25:** 1-5**Captains:** Greg Bienvenu (C), Steve Cassidy (OT)

Sept. 13	at #6 Nebraska	L	7-10	70,259	D
Sept. 20	#11 Texas A&M	L	8-39	69,445	N
Sept. 27	vs. Rice (13)	W	16-13	41,826	N
Oct. 4	#20 Florida (HC)	L	6-34	67,494	N
Oct. 11	at #19 Tennessee	L	10-24	75,276	D
Oct. 18	Kentucky	W	17-14	61,083	N
Oct. 25	#20 South Carolina	W	24-6	61,445	N
Nov. 1	at Ole Miss (20)	L	13-17	40,438	ABC D
Nov. 8	#5 Alabama	L	10-23	65,047	N
Nov. 15	Mississippi State *	W	6-16	61,483	N
Nov. 22	at Tulane	W	42-6	70,850	N

* - Forfeited to LSU by NCAA

**1976****Record:** 7-3-1 **SEC:** 3-3-0 **H:** 6-0-1 **A:** 1-3 **N:** 0-0**Coach** Charles McClendon **vs. Top 25:** 0-2**Captains:** Roy Stuart (OG), Butch Knight (DE)

Sept. 11	#1 Nebraska	T	6-6	70,746	N
#16 Sept. 18	Oregon State	W	28-11	68,057	N
#15 Sept. 25	Rice	W	31-0	67,260	N
#11 Oct. 2	at #19 Florida *	L	23-28	57,119	D
#20 Oct. 9	Vanderbilt * (HC)	W	33-20	66,835	N
#16 Oct. 16	at Kentucky *	L	7-21	57,695	N
Oct. 30	Ole Miss *	W	45-0	67,350	N
Nov. 6	at #15 Alabama * (9)	L	17-28	71,018	D
Nov. 13	at Miss. St. *^ (20)	W	13-21	40,000	D
Nov. 20	Tulane	W	17-7	64,318	N
Nov. 27	Utah	W	35-7	48,355	N

^ - Forfeited to LSU by NCAA

**1977****Record:** 8-4-0 **SEC:** 4-2-0 **H:** 5-2 **A:** 3-1 **N:** 0-1**Coach** Charles McClendon **vs. Top 25:** 1-2**Captains:** Kelly Simmons (FB), Steve Ripple (LB)

Sept. 17	at Indiana	L	21-24	30,067	D
Sept. 24	Rice	W	77-0	67,844	N
Oct. 1	#9 Florida *	W	36-14	68,029	N
#18 Oct. 8	at Vanderbilt *	W	28-15	24,000	D
#16 Oct. 15	#12 Kentucky * (HC)	L	13-33	71,495	N
Oct. 22	Oregon	W	56-17	59,017	N
Oct. 29	at Ole Miss * (20)	W	28-21	47,200	ABC D
#18 Nov. 5	#2 Alabama *	L	3-24	65,377	ABC D
Nov. 12	Mississippi State *	W	27-24	61,333	N
Nov. 19	at Tulane	W	20-17	72,025	N
Nov. 26	Wyoming	W	66-7	52,388	N

Sun Bowl • El Paso, Texas

Dec. 31 vs. Stanford L 14-24 31,318 CBS D



1978

Record: 8-4-0 SEC: 3-3-0 H: 5-1 A: 3-2 N: 0-1
Coach Charles McClendon vs. Top 25: 0-2
Captains: Charles Alexander (TB), Thad Minaldi (LB)

#13 Sept. 16	Indiana	W	24-17	78,534	N
#10 Sept. 23	Wake Forest	W	13-11	77,197	N
#11 Sept. 30	at Rice	W	37-7	50,000	N
#11 Oct. 7	at Florida *	W	34-21	55,457	N
#11 Oct. 14	Georgia * (HC)	L	17-24	77,158	N
#16 Oct. 21	at Kentucky *	W	21-0	57,918	N
#12 Nov. 4	Ole Miss *	W	30-8	73,120	ABC D
#10 Nov. 11	at #3 Alabama * (9)	L	10-31	76,831	ABC D
#17 Nov. 18	at Miss. St. * (20)	L	14-16	44,200	D
Nov. 25	Tulane	W	40-21	75,876	N
Dec. 2	Wyoming	W	24-17	64,458	N
Liberty Bowl • Memphis, Tenn.					
Dec. 23	vs. #18 Missouri	L	15-20	53,064	ABC D



1979

Record: 7-5-0 SEC: 4-2-0 H: 4-3 A: 2-2 N: 1-0
Coach Charles McClendon vs. Top 25: 0-3
Captains: John Ed Bradley (C), Willie Teal (CB), Rusty Brown (S)

Sept. 15	at Colorado	W	44-0	46,642	D
Sept. 22	Rice	W	47-3	74,934	N
#20 Sept. 29	#1 Southern Cal	L	12-17	78,322	N
#17 Oct. 6	Florida *	W	20-3	73,073	N
#13 Oct. 13	at Georgia *	L	14-21	61,000	D
Oct. 20	Kentucky *	W	23-19	71,296	N
Oct. 27	#8 Florida State (HC)	L	19-24	67,197	ABC D
Nov. 3	at Ole Miss * (20)	W	28-24	45,548	D
Nov. 10	#1 Alabama *	L	0-3	73,708	N
Nov. 17	Mississippi State *	W	21-3	69,454	N
Nov. 24	at #18 Tulane	L	13-24	73,496	ABC D
Tangerine Bowl • Orlando, Florida					
Dec. 22	vs. Wake Forest	W	34-10	38,666	Mizlou N



1980

Record: 7-4-0 SEC: 4-2-0 H: 5-1 A: 2-3 N: 0-0
Coach Jerry Stovall vs. Top 25: 1-3
Captains: Hokie Gajan (FB), Lyman White (OLB)

Sept. 6	#13 Florida State	L	0-16	77,535	N
Sept. 13	Kansas State	W	21-0	75,405	N
Sept. 20	Colorado	W	23-20	74,999	N
Sept. 27	at Rice	L	7-17	41,000	N
Oct. 4	at #19 Florida *	W	24-7	59,299	D
Oct. 11	Auburn * (HC)	W	21-17	76,094	N
Oct. 18	at Kentucky *	W	17-10	57,800	N
Nov. 1	Ole Miss *	W	38-16	71,422	ABC D
Nov. 8	at #6 Alabama *	L	7-28	60,210	D
Nov. 15	at #19 Miss. St. * (20)	L	31-55	48,863	D
Nov. 22	Tulane	W	24-7	69,248	N

1981

Record: 3-7-1 SEC: 1-4-1 H: 3-4 A: 0-3-1 N: 0-0
Coach Jerry Stovall vs. Top 25: 0-3
Captains: James Britt (CB), Tom Tully (OG)

Sept. 5	#4 Alabama *	L	7-24	78,066	ABC N
Sept. 12	at #4 Notre Dame	L	9-27	59,075	USA D
Sept. 19	Oregon State	W	27-24	74,962	N
Sept. 26	Rice	W	28-14	71,869	N
Oct. 3	Florida *	L	10-24	73,665	N
Oct. 10	at Auburn *	L	7-19	61,000	D
Oct. 17	Kentucky *	W	24-10	69,169	N
Oct. 24	#20 Florida State (HC)	L	14-38	74,816	N
Oct. 31	at Ole Miss * (20)	T	27-27	46,324	D
Nov. 14	Mississippi State *	L	9-17	71,303	N
Nov. 28	at Tulane	L	7-48	71,546	N



1982

Record: 8-3-1 SEC: 4-1-1 H: 5-1-1 A: 3-1 N: 0-1
Coach Jerry Stovall vs. Top 25: 3-1
Captains: Alan Risher (QB), James Britt (CB)

Sept. 18	Oregon State	W	45-7	78,425	N
Sept. 25	Rice	W	52-13	75,040	N
Oct. 2	at #4 Florida *	W	24-13	73,152	D
#18 Oct. 9	Tennessee *	T	24-24	77,448	N
#16 Oct. 16	at Kentucky *	W	34-10	55,107	N
#14 Oct. 23	South Carolina (HC)	W	14-6	78,944	TigerVision N
#13 Oct. 30	Ole Miss *	W	45-8	74,404	TigerVision N
#11 Nov. 6	at #8 Alabama * (9)	W	20-10	77,230	TigerVision D
#6 Nov. 13	at Mississippi State *	L	24-27	31,556	ABC D
#12 Nov. 20	#7 Florida State	W	55-21	76,637	TigerVision N
#7 Nov. 27	Tulane	L	28-31	76,114	TigerVision N
Orange Bowl • Miami, Florida					
#13 Dec. 1	vs. #3 Nebraska	L	20-21	54,407	NBC D



1983

Record: 4-7-0 SEC: 0-6-0 H: 2-5 A: 2-2 N: 0-0
Coach Jerry Stovall vs. Top 25: 1-3
Captains: John Fritchie (ILB), Mike Gambrell (C)

#13 Sept. 10	#12 Florida State	L	35-40	79,665	ABC D
Sept. 17	at Rice	W	24-10	34,000	TigerVision N
Sept. 24	#9 Washington	W	40-14	82,390	TigerVision N
#16 Oct. 1	#12 Florida *	L	17-31	78,616	TigerVision N
Oct. 8	at Tennessee *	L	6-20	94,497	TBS N
Oct. 15	Kentucky * (HC)	L	13-21	77,765	TigerVision N
Oct. 22	South Carolina	W	20-6	71,951	TigerVision N
Oct. 29	at Ole Miss * (20)	L	24-27	49,383	TigerVision D
Nov. 5	#19 Alabama *	L	26-32	70,606	ABC D
Nov. 12	Mississippi State *	L	26-45	74,439	TigerVision N
Nov. 24	at Tulane	W	20-7	51,765	TBS N



1984

Record: 8-3-1 SEC: 4-1-1 H: 5-1 A: 3-1-1 N: 0-1
Coach Bill Arnsperger vs. Top 25: 2-1
Captains: Gregg Dubroc (OLB), Liffort Hobley (FS), Kevin Langford (OG), Jeff Wickersham (QB)

Sept. 8	at Florida *	T	21-21	70,197	TBS D
Sept. 15	Wichita State	W	47-7	78,026	TigerVision N
Sept. 22	Arizona	W	27-26	78,052	TigerVision N
Sept. 29	at #15 Southern Cal	W	23-3	60,128	TigerVision D
#12 Oct. 13	Vanderbilt * (HC)	W	34-27	78,003	ESPN N
#10 Oct. 20	at #16 Kentucky *	W	36-10	57,252	ABC D
#7 Oct. 27	Notre Dame	L	22-30	78,033	ABC D
#15 Nov. 3	Ole Miss *	W	32-29	77,649	TigerVision N
#12 Nov. 10	at Alabama * (9)	W	16-14	74,301	D
#9 Nov. 17	at Mississippi State *	L	14-16	30,556	TigerVision D
#16 Nov. 24	Tulane	W	33-15	77,983	TigerVision N
Sugar Bowl • New Orleans, Louisiana					
#11 Jan. 1	vs. #5 Nebraska	L	10-28	75,608	ABC N



1985

Record: 9-2-1 SEC: 4-1-1 H: 4-1-1 A: 5-0 N: 0-1
Coach Bill Arnsperger vs. Top 25: 0-1-1
Captains: Shawn Burks (ILB), Dalton Hilliard (RB), Jeff Wickersham (QB), Karl Wilson (DE)

#12 Sept. 14	at North Carolina	W	23-13	50,866	TigerVision D
#9 Sept. 21	Colorado State	W	17-3	78,491	TigerVision N
#8 Oct. 5	#11 Florida *	L	0-20	78,598	TigerVision N
#20 Oct. 12	at Vanderbilt *	W	49-7	40,962	TigerVision N
#17 Oct. 19	Kentucky * (HC)	W	10-0	78,562	ESPN N
#16 Nov. 2	at Ole Miss * (20)	W	14-0	45,000	TBS D
#15 Nov. 9	#20 Alabama *	T	14-14	76,772	ABC D
#19 Nov. 16	Mississippi State *	W	17-15	76,099	TigerVision N
#17 Nov. 23	at Notre Dame	W	10-7	59,075	USA D
#13 Nov. 30	at Tulane	W	31-19	64,194	TigerVision N
#12 Dec. 7	East Carolina	W	35-15	65,660	TigerVision N
Liberty Bowl • Memphis, Tennessee					
#12 Dec. 27	vs. Baylor	L	7-21	40,186	Katz N

**1986****SEC CHAMPIONS****Record:** 9-3-0 **SEC:** 5-1-0**H:** 5-2 **A:** 4-0 **N:** 0-1**Coach** Bill Arnsparger**vs. Top 25:** 2-1**Captains:** Eric Andolsek (OG), Michael Brooks (OLB), John Hazard (OT), Karl Wilson (DE)

#14 Sept. 13	#7 Texas A&M	W	35-17	79,113	ESPN	N
#8 Sept. 20	Miami (Ohio)	L	12-21	75,777	TigerVision	N
#18 Oct. 4	at Florida *	W	28-17	74,221	TigerVision	D
#16 Oct. 11	Georgia *	W	23-14	78,252	TigerVision	N
#12 Oct. 18	at Kentucky *	W	25-16	57,201	TigerVision	N
#12 Oct. 25	North Carolina (HC)	W	30-3	78,301	TigerVision	N
#12 Nov. 1	Ole Miss *	L	19-21	77,758	ABC	D
#18 Nov. 8	at #6 Alabama * (9)	W	14-10	75,808	ESPN	N
#12 Nov. 15	at Mississippi St. * (20)	W	47-0	48,000	TigerVision	N
#8 Nov. 22	Notre Dame	W	21-19	78,197		N
#5 Nov. 29	Tulane	W	37-17	78,131	TigerVision	N
Sugar Bowl • New Orleans, Louisiana						
#5 Jan. 1	vs. #6 Nebraska	L	15-30	76,234	ABC	D

**1987****Record:** 10-1-1**SEC:** 5-1-0 **H:** 5-1-1 **A:** 4-0 **N:** 1-0**Coach** Mike Archer**vs. Top 25:** 4-1-1**Captains:** Eric Andolsek (OG), Tommy Clapp (DE), Wendell Davis (SE), Nicky Hazard (ILB)

#6 Sept. 5	at #15 Texas A&M	W	17-3	71,292	ESPN	N
#6 Sept. 12	Cal State Fullerton	W	56-12	73,452	TigerVision	N
#4 Sept. 19	Rice	W	49-16	73,558	TigerVision	N
#4 Sept. 26	#7 Ohio State	T	13-13	79,263	CBS	D
#7 Oct. 3	#19 Florida *	W	13-10	79,313	ESPN	N
#7 Oct. 10	at #16 Georgia *	W	26-23	82,122	ESPN	D
#6 Oct. 17	Kentucky *	W	34-9	77,084	TBS	D
#5 Oct. 31	at Ole Miss * (20)	W	42-13	56,500	TigerVision	N
#5 Nov. 7	#13 Alabama *	L	10-22	79,379	ESPN	N
#10 Nov. 14	Mississippi St. * (HC)	W	34-14	79,258	TigerVision	N
#9 Nov. 21	at Tulane	W	41-36	70,158	TigerVision	N
Gator Bowl • Jacksonville, Florida						
#7 Dec. 31	vs. #8 South Carolina	W	30-13	82,119	CBS	D

**1988****SEC CHAMPIONS****Record:** 8-4-0 **SEC:** 6-1**H:** 5-1 **A:** 3-2 **N:** 0-1**Coach** Mike Archer**vs. Top 25:** 3-4**Captains:** Tommy Hodson (QB), Todd Coutee (C), Ralph Norwood (OT), Eric Hill (OLB), Greg Jackson (WS)


#18 Sept. 3	#10 Texas A&M	W	27-0	79,018	TigerVision	N
#9 Sept. 17	at Tennessee *	W	34-9	92,849	TBS	D
#9 Sept. 24	at #18 Ohio State	L	33-36	90,584	ABC	D
#14 Oct. 1	at #17 Florida *	L	6-19	74,264	CBS	D
Oct. 8	#4 Auburn *	W	7-6	79,431	ESPN	N
#19 Oct. 15	Kentucky *	W	15-12	71,418	TigerVision	N
#13 Oct. 29	Ole Miss * (HC)	W	31-20	79,114	TBS	D
#13 Nov. 5	at #18 Alabama *	W	19-18	70,123	CBS	D
#12 Nov. 12	at Mississippi St. *	W	20-3	30,019	TBS	D
#11 Nov. 19	#3 Miami (Fla.)	L	3-44	79,528	ESPN	N
#16 Nov. 26	Tulane	W	44-14	75,497	TigerVision	N
Hall of Fame Bowl • Tampa, Florida						
#16 Jan. 2	vs. #17 Syracuse	L	10-23	51,112	NBC	D

**1989****Record:** 4-7-0 **SEC:** 2-5**H:** 2-4 **A:** 2-3 **N:** 0-0**Coach** Mike Archer**vs. Top 25:** 0-3**Captains:** Tommy Hodson (QB), Karl Dunbar (DT)

#7 Sept. 2	at Texas A&M	L	16-28	61,733	ESPN	N
#21 Sept. 16	Florida State	L	21-31	75,524	ESPN	N
Sept. 30	Ohio	W	57-6	63,860	TigerVision	N
Oct. 7	Florida *	L	13-16	74,527	TigerVision	N
Oct. 14	at #12 Auburn *	L	6-10	85,214	CBS	D
Oct. 21	at Kentucky *	L	21-27	53,967	TigerVision	N
Oct. 28	#11 Tennessee * (HC)	L	39-45	71,634	TBS	D
Nov. 4	at Ole Miss *	W	35-30	42,354	TigerVision	D
Nov. 11	#4 Alabama *	L	16-32	77,197	ESPN	N
Nov. 18	Mississippi State *	W	44-20	62,592	TigerVision	N
Nov. 25	at Tulane	W	27-7	41,573	TigerVision	N

**1990****Record:** 5-6-0 **SEC:** 2-5**H:** 5-1**A:** 0-5**N:** 0-0**Coach** Mike Archer**vs. Top 25:** 1-3**Captains:** Sol Graves (QB), Marc Boutte (DT)

Sept. 8	Georgia *	W	18-13	76,751	TigerVision	N
Sept. 15	Miami (Ohio)	W	35-7	63,237	TigerVision	N
Sept. 22	at Vanderbilt *	L	21-24	33,149	TBS	D
Sept. 29	#11 Texas A&M	W	17-8	77,703	TigerVision	N
Oct. 6	at #10 Florida *	L	8-34	75,063	ESPN	N
Oct. 20	Kentucky *	W	30-20	64,720	TigerVision	N
Oct. 27	at #12 Florida State	L	3-42	60,111	TBS	D
Nov. 3	#17 Ole Miss * (HC)	L	10-19	79,634	TigerVision	N
Nov. 10	at Alabama *	L	3-24	70,123	TigerVision	D
Nov. 17	at Mississippi St. * (20)	L	22-34	22,509		D
Nov. 24	Tulane	W	16-13	67,435	TigerVision	N

**1991****Record:** 5-6-0 **SEC:** 3-4**H:** 2-4**A:** 3-2**N:** 0-0**Coach** Curley Hallman**vs. Top 25:** 0-4**Captains:** Todd Kinchen (SE), Marc Boutte (DT), Darrell Williams (FB)

Sept. 7	at Georgia *	L	10-31	85,434	ABC	D
Sept. 14	at #20 Texas A&M	L	7-45	66,281	TigerVision	D
Sept. 21	Vanderbilt *	W	16-14	64,341		N
Oct. 5	#13 Florida *	L	0-16	72,019		N
Oct. 12	Arkansas State	W	70-14	62,024		N
Oct. 19	at Kentucky *	W	29-26	53,650	TBS	D
Oct. 26	#1 Florida State	L	16-27	71,019	ESPN	N
Nov. 2	at Ole Miss * (20)	W	25-22	41,000	TigerVision	D
Nov. 9	#8 Alabama *	L	17-20	78,838	ABC	D
Nov. 16	Mississippi St. * (HC)	L	19-28	67,724	TigerVision	N
Nov. 23	at Tulane	W	39-20	38,384		N

**1992****Record:** 2-9-0 **SEC:** 1-7**H:** 2-5**A:** 0-4**N:** 0-0**Coach** Curley Hallman**vs. Top 25:** 1-3**Captains:** Darron Landry (OG), Anthony Williams (LB), Carlton Buckels (CB)

Sept. 5	#7 Texas A&M	L	22-31	69,313	ABC	D
Sept. 12	#22 Mississippi State *	W	24-3	68,888	TigerVision	N
Sept. 19	at Auburn *	L	28-30	76,637	JP-TV	D
Sept. 26	Colorado State	L	14-17	69,654	TigerVision	N
Oct. 3	#7 Tennessee *	L	0-20	68,318	ESPN	N
Oct. 10	at #23 Florida *	L	21-28	83,401	TigerVision	D
Oct. 17	Kentucky *	L	25-27	57,641	TigerVision	N
Oct. 31	at Ole Miss * (20)	L	0-32	47,000	TigerVision	N
Nov. 7	#3 Alabama *	L	11-31	76,813	ABC	D
Nov. 21	Tulane (HC)	W	24-12	59,919		N
Nov. 27	at Arkansas *	L	6-30	32,721	ESPN	D

**1993****Record:** 5-6-0 **SEC:** 3-5**H:** 3-3**A:** 2-3**N:** 0-0**Coach** Curley Hallman**vs. Top 25:** 1-3**Captains:** Chad Loup (QB), Anthony Marshall (FS), Scott Holstein (P), Gabe Northern (DE)

Sept. 4	at #5 Texas A&M	L	0-24	61,307	ABC	D
Sept. 11	at Mississippi State *	W	18-16	33,324	ABC	D
Sept. 18	Auburn *	L	10-34	71,936		N
Sept. 25	at #13 Tennessee *	L	20-42	95,931	JP-TV	D
Oct. 2	Utah State	W	38-17	57,316		N
Oct. 9	#5 Florida *	L	3-58	60,060	ESPN	N
Oct. 16	at Kentucky *	L	17-35	54,750	TigerVision	N
Oct. 30	Ole Miss * (HC)	W	19-17	61,470		N
Nov. 6	at #5 Alabama *	W	17-13	70,123	JP-TV	D
Nov. 20	Tulane	W	24-10	58,190		N
Nov. 27	Arkansas *	L	24-42	54,239	ESPN	D



1994

Record: 4-7-0 SEC: 3-5 H: 2-4 A: 2-3 N: 0-0
Coach Curley Hallman
Captains: Brett Bech (SE), Ivory Hilliard (FS), Jonny Fayard (TE), Troy Twillie (FS)

Sept. 3	#15 Texas A&M	L	13-18	75,504	N
Sept. 10	Mississippi State *	W	44-24	63,029	N
Sept. 17	at #11 Auburn *	L	26-30	84,754	JP-TV D
Oct. 1	South Carolina * (HC)	L	17-18	63,281	N
Oct. 8	at #1 Florida *	L	18-42	85,385	JP-TV D
Oct. 15	Kentucky *	W	17-13	61,764	N
Oct. 29	at Ole Miss *	L	21-34	40,157	D
Nov. 5	#6 Alabama *	L	17-35	75,453	ESPN N
Nov. 12	Southern Miss	L	18-20	51,710	N
Nov. 19	at Tulane	W	49-25	32,067	N
Nov. 26	at Arkansas * (6)	W	30-12	45,633	D



1995

Record: 7-4-1 SEC: 4-3-1 H: 5-1 A: 1-3-1 N: 1-0
Coach Gerry DiNardo
Captain: Sheddric Wilson (WR)

Sept. 2	at #3 Texas A&M	L	17-33	70,057	ABC D
Sept. 9	at Mississippi State *	W	34-16	36,110	JP-TV D
Sept. 16	#5 Auburn *	W	12-6	80,559	N
#18 Sept. 23	Rice (HC)	W	52-7	73,342	N
#14 Sept. 30	at South Carolina *	T	20-20	67,902	JP-TV D
#21 Oct. 7	#3 Florida *	L	10-28	80,583	JP-TV D
Oct. 14	at Kentucky *	L	16-24	51,500	N
Oct. 21	North Texas	W	49-7	66,870	N
Nov. 4	at #16 Alabama *	L	3-10	70,123	ABC D
Nov. 11	Ole Miss *	W	38-9	78,246	N
Nov. 18	#14 Arkansas *	W	28-0	66,548	ABC D

Independence Bowl • Shreveport, Louisiana

Dec. 29	vs. Michigan State	W	45-26	48,835	ESPN D
---------	--------------------	---	-------	--------	--------



1996

Record: 10-2 SEC: 6-2 H: 6-1 A: 3-1 N: 1-0
Coach Gerry DiNardo
Captains: Ben Bordelon (OT), Allen Stansberry (LB)

#17 Sept. 7	Houston	W	35-34	80,303	N
#21 Sept. 21	at #14 Auburn *	W	19-15	85,214	ESPN N
#17 Sept. 28	New Mexico State (HC)	W	63-7	77,676	N
#14 Oct. 5	Vanderbilt *	W	35-0	80,142	N
#12 Oct. 12	at #1 Florida *	L	13-56	85,567	CBS D
#17 Oct. 19	Kentucky *	W	41-14	79,660	N
#13 Oct. 26	Mississippi State *	W	28-20	79,594	JP-TV D
#11 Nov. 9	#10 Alabama *	L	0-26	80,290	ESPN N
#17 Nov. 16	at Ole Miss *	W	39-7	44,436	TigerVision D
#18 Nov. 23	Tulane	W	35-17	78,966	N
#19 Nov. 29	at Arkansas * (6)	W	17-7	22,329	CBS D

Peach Bowl • Atlanta, Georgia

#17 Dec. 28	vs. Clemson	W	10-7	63,622	ESPN N
-------------	-------------	---	------	--------	--------



1997

Record: 9-3 SEC: 6-2 H: 4-3 A: 4-0 N: 1-0
Coach Gerry DiNardo
Captains: Adam Perry (OG), Chuck Wiley (DT)

#10 Sept. 6	UTEP	W	55-3	80,015	N
#10 Sept. 13	at Mississippi State *	W	24-9	40,030	ESPN N
#10 Sept. 20	#12 Auburn *	L	28-31	80,538	ESPN N
#13 Sept. 27	Akron (HC)	W	56-0	79,772	N
#13 Oct. 4	at Vanderbilt *	W	7-6	37,045	TigerVision D
#14 Oct. 11	#1 Florida *	W	28-21	80,677	ESPN N
#8 Oct. 18	Ole Miss *	L	21-36	80,442	JP-TV D
#16 Nov. 1	at Kentucky *	W	63-28	58,450	ESPN2 N
#14 Nov. 8	at Alabama *	W	27-0	70,123	CBS D
#11 Nov. 15	Notre Dame	L	6-24	80,566	CBS D
#17 Nov. 28	Arkansas *	W	31-21	79,619	CBS D

Independence Bowl • Shreveport, Louisiana

#15 Dec. 28	vs. Notre Dame	W	27-9	50,459	ESPN N
-------------	----------------	---	------	--------	--------



1998

Record: 4-7 SEC: 2-6 H: 3-3 A: 1-4 N: 0-0
Coach Gerry DiNardo
Captains: Todd McClure (C), Anthony McFarland (NG), Joe Wesley (ILB)

#7	Sept. 12	Arkansas State	W	42-6	80,051		N
#7	Sept. 19	at Auburn *	W	31-19	85,214	ESPN	D
#6	Sept. 26	Idaho (HC)	W	53-20	80,466		N
#6	Oct. 3	#12 Georgia *	L	27-28	80,792	ESPN	N
#11	Oct. 10	at #6 Florida *	L	10-22	85,407	ESPN	N
#21	Oct. 17	Kentucky *	L	36-39	80,524	ESPN2	N
	Oct. 24	#24 Mississippi State *W		41-6	80,040	ESPN2	N
	Oct. 31	at Ole Miss *	L	31-37 (OT)	50,577	TigerVision	D
	Nov. 7	Alabama *	L	16-22	80,522	CBS	D
	Nov. 21	at #10 Notre Dame	L	36-39	80,012	NBC	D
	Nov. 27	at #13 Arkansas * (6)	L	14-41	55,831	CBS	D



1999

Record: 3-8 SEC: 1-7 H: 3-4 A: 0-4 N: 0-0
Coach Gerry DiNardo/Hal Hunter (Arkansas game)
0-5 vs. Top 25:

Captains: Rondell Mealey (TB), Johnny Mitchell (DT),

Charles Smith (ILB)

Sept. 4	San Jose State	W	29-21	76,753	N
Sept. 11	North Texas (HC)	W	52-0	76,845	N
Sept. 18	Auburn *	L	7-41	80,562	ESPN D
Oct. 2	at #10 Georgia *	L	22-23	86,117	JP-TV D
Oct. 9	#8 Florida *	L	10-31	80,255	CBS D
Oct. 16	at Kentucky *	L	5-31	67,370	JP-TV D
Oct. 23	at #12 Mississippi St. *	L	16-17	41,274	ESPN2 N
Oct. 30	#25 Ole Miss *	L	23-42	80,084	N
Nov. 6	at #12 Alabama *	L	17-23	83,818	JP-TV D
Nov. 13	Houston	L	7-20	76,671	N
Nov. 26	#17 Arkansas *	W	35-10	77,610	CBS D




2000

Record: 8-4 SEC: 5-3 H: 6-1 A: 1-3 N: 1-0
Coach Nick Saban
Captains: Rohan Davey (QB), Trev Faulk (LB), Louis Williams (OT)

Sept. 2	Western Carolina	W	58-0	87,188		N
Sept. 9	Houston	W	28-13	82,469		N
Sept. 16	at #24 Auburn *	L	17-34	85,612	ESPN	N
Sept. 23	UAB (HC)	L	10-13	85,339		N
Sept. 30	#11 Tennessee *	W	38-31 (OT)	91,682	ESPN	N
Oct. 7	at #12 Florida *	L	9-41	85,365	JP-TV	D
Oct. 14	Kentucky *	W	34-0	85,664		N
Oct. 21	#13 Mississippi State *W	45-38 (OT)	90,584	ESPN2		N
Nov. 4	Alabama *	W	30-28	91,778	CBS	D
Nov. 11	at Ole Miss *	W	20-9	52,476	ESPN2	N
#24 Nov. 24	at Arkansas * (6)	L	3-14	43,982	CBS	D

Peach Bowl • Atlanta, Georgia

Dec. 29	vs. #15 Georgia Tech	W	28-14	73,614	ESPN N
---------	----------------------	---	-------	--------	--------



2001

SEC CHAMPIONS

Record: 10-3 SEC: 5-3 H: 5-2 A: 3-1 N: 2-0
Coach Nick Saban
Captains: Rohan Davey (QB), Trev Faulk (LB), Robert Royal (TE)

#14 Sept. 1	Tulane	W	48-17	91,782	N
#13 Sept. 8	Utah State	W	31-14	87,756	N
#14 Sept. 29	at #7 Tennessee *	L	18-26	108,472	ESPN N
#18 Oct. 6	#2 Florida *	L	15-44	92,010	CBS D
Oct. 13	at Kentucky *	W	29-25	52,471	TigerVision N
Oct. 20	at Mississippi State *	W	42-0	45,514	ESPN2 N
Oct. 27	Ole Miss *	L	24-35	91,941	ESPN2 N
Nov. 3	at Alabama *	W	35-21	83,818	CBS D
Nov. 10	Middle Tennessee (HC)	W	30-14	88,249	N
Nov. 23	#24 Arkansas *	W	41-38	89,560	CBS D
#22 Dec. 1	#25 Auburn *	W	27-14	92,141	ESPN N

SEC Championship Game • Atlanta, Georgia

#21 Dec. 8	vs. #2 Tennessee	W	31-20	74,843	CBS N
------------	------------------	---	-------	--------	-------

Sugar Bowl • New Orleans, Louisiana

#12 Jan. 1	vs. #7 Illinois	W	47-34	77,688	ABC N
------------	-----------------	---	-------	--------	-------

**2002****Record: 8-5 SEC: 5-3 H: 6-1 A: 2-3 N: 0-1****Coach Nick Saban****Captains: Bradie James (LB), LaBrandon Toefield (RB)**

#14 Sept. 1	at #16 Virginia Tech	L	8-26	65,049	ABC	D
#24 Sept. 7	The Citadel	W	35-10	85,022		N
#25 Sept. 14	Miami (Ohio)	W	33-7	90,010		N
#22 Sept. 28	Mississippi State *	W	31-13	90,793	JP-TV	D
#21 Oct. 5	UL Lafayette (HC)	W	48-0	91,357	TigerVision	N
#18 Oct. 12	at #16 Florida *	W	36-7	85,252	ESPN	N
#14 Oct. 19	South Carolina *	W	38-14	91,340	ESPN2	N
#10 Oct. 26	at Auburn *	L	7-31	85,366	JP-TV	D
#16 Nov. 9	at Kentucky *	W	33-30	66,262	JP-TV	D
#14 Nov. 16	#10 Alabama *	L	0-31	92,012	ESPN	N
#21 Nov. 23	Ole Miss *	W	14-13	91,613	ESPN2	N
#17 Nov. 29	at Arkansas * (6)	L	20-21	55,553	CBS	D
Cotton Bowl • Dallas, Texas						
Jan. 1	vs. #9 Texas	L	20-35	70,817	FOX	D

**2003****NATIONAL CHAMPIONS****SEC CHAMPIONS****Record: 13-1 SEC: 7-1 H: 6-1 A: 5-0 N: 2-0****Coach Nick Saban****Captains: Chad Lavalais (DT), Matt Mauck (QB), Rodney Reed (OT), Michael Clayton (WR)**

#14 Aug. 30	Louisiana-Monroe	W	49-7	89,148		N
#13 Sept. 6	at Arizona	W	59-13	46,110	TBS	N
#12 Sept. 13	Western Illinois	W	35-7	87,164		N
#11 Sept. 20	#7 Georgia *	W	17-10	92,251	CBS	D
#7 Sept. 27	at Mississippi State *	W	41-6	45,835	ESPN2	N
#6 Oct. 11	Florida *	L	7-19	92,077	CBS	D
#10 Oct. 18	at South Carolina *	W	33-7	82,525	ESPN2	N
#9 Oct. 25	#17 Auburn *	W	31-7	92,085	ESPN	N
#7 Nov. 1	Louisiana Tech (HC)	W	49-10	91,879	TigerVision	N
#4 Nov. 15	at Alabama *	W	27-3	83,818	ESPN	N
#3 Nov. 22	at #15 Ole Miss *	W	17-14	62,552	CBS	D
#3 Nov. 28	Arkansas *	W	55-24	92,213	CBS	D

SEC Championship Game • Atlanta, Georgia

#3 Dec. 6 vs. #5 Georgia W 34-13 74,913 CBS N

Sugar Bowl • BCS National Championship Game • New Orleans, Louisiana

#2 Jan. 4 vs. #3 Oklahoma W 21-14 79,342 ABC N

**2004****Record: 9-3 SEC: 6-2 H: 7-0 A: 2-2 N: 0-1****Coach Nick Saban****Captains: Marcus Spears (DE), Marcus Randall (QB), Corey Webster (CB), Andrew Whitworth (OT)**

#4 Sept. 4	Oregon State	W	22-21 OT	91,828	ESPN	N
#6 Sept. 11	Arkansas State	W	53-3	91,611		N
#5 Sept. 18	at #14 Auburn *	L	9-10	87,451	CBS	D
#13 Sept. 25	Mississippi State *	W	51-0	91,431	JP-TV	D
#13 Oct. 2	at #3 Georgia *	L	16-45	92,746	CBS	D
#24 Oct. 9	at #12 Florida *	W	24-21	90,377	ESPN	N
#18 Oct. 23	Troy (HC)	W	24-20	89,493	TigerVision	N
#19 Oct. 30	Vanderbilt *	W	24-7	90,825	TigerVision	N
#17 Nov. 13	Alabama *	W	26-10	91,861	ESPN	N
#14 Nov. 20	Ole Miss *	W	27-24	91,413	TigerVision	N
#14 Nov. 26	at Arkansas * (6)	W	43-14	55,829	CBS	D

Capital One Bowl • Orlando, Florida

#12 Jan. 1 vs. #11 Iowa L 25-30 70,229 ABC D

**2005****Record: 11-2 SEC: 7-1 H: 5-1 A: 5-0 N: 1-1****Coach: Les Miles****Captains: Joseph Addai (RB), Skyler Green (WR), Andrew Whitworth (OT), Kyle Williams (DT)**


#5 Sept. 10	at #15 Arizona State	W	35-31	63,210	ESPN	N
#4 Sept. 26	#10 Tennessee *	L	27-30 (OT)	91,986	ESPN2	N
#4 Oct. 1	at Mississippi State *	W	37-7	48,344	TigerVision	D
#11 Oct. 8	at Vanderbilt *	W	34-6	37,309	ESPN2	N
#10 Oct. 15	#11 Florida *	W	21-17	92,402	CBS	D
#7 Oct. 22	#16 Auburn *	W	20-17 (OT)	92,664	ESPN	N
#7 Oct. 29	North Texas	W	56-3	88,887	TigerVision	N
#6 Nov. 5	Appalachian State (HC)	W	24-0	91,414		N
#5 Nov. 12	at #4 Alabama *	W	16-13 (OT)	81,018	CBS	D
#4 Nov. 19	at Ole Miss *	W	40-7	59,543	ESPN2	N
#3 Nov. 25	Arkansas *	W	19-17	92,127	CBS	D

SEC Championship Game • Atlanta, Georgia

#3 Dec. 3 vs. #13 Georgia L 14-34 73,717 CBS N

Peach Bowl • Atlanta, Georgia

#10 Dec. 30 vs. #9 Miami W 40-3 65,620 ESPN N

**2006****Record: 11-2 SEC: 6-2 H: 8-0 A: 2-2 N: 1-0****Coach: Les Miles****Captains: JaMarcus Russell (QB), LaRon Landry (FS), Chris Jackson (P/PK)**

#8 Sept. 2	Louisiana-Lafayette	W	45-3	92,362	TigerVision	N
#8 Sept. 9	Arizona	W	45-3	92,221	ESPN2	N
#6 Sept. 16	at #3 Auburn *	L	3-7	87,451	CBS	D
#10 Sept. 23	Tulane (HC)	W	49-7	92,135	TigerVision	N
#9 Sept. 30	Mississippi State *	W	48-17	91,960	LFS	D
#9 Oct. 7	at #5 Florida *	L	10-23	90,714	CBS	D
#14 Oct. 14	Kentucky *	W	49-0	92,148		N
#14 Oct. 21	Fresno State	W	38-6	91,833	ESPN2	N
#13 Nov. 4	at #8 Tennessee *	W	28-24	106,333	CBS	D
#12 Nov. 11	Alabama *	W	28-14	92,588	ESPN	N
#9 Nov. 18	Ole Miss *	W	23-20 (OT)	92,449	TigerVision	N
#9 Nov. 24	at #5 Arkansas * (6)	W	31-26	55,833	CBS	D

Sugar Bowl • New Orleans, Louisiana

#4 Jan. 3 vs. #11 Notre Dame W 41-14 77,781 FOX N

**2007****NATIONAL CHAMPIONS****SEC CHAMPIONS****Record: 12-2 SEC: 6-2 H: 6-1 A: 4-1 N: 2-0****Coach: Les Miles****Captains: Matt Flynn (QB), Jacob Hester (RB), Glenn Dorsey (DT), Craig Steltz (S), Patrick Fisher (P)**

#2 Aug. 30	at Mississippi State *	W	45-0	50,112	ESPN	N
#2 Sept. 8	#9 Virginia Tech	W	48-7	92,739	ESPN	N
#2 Sept. 15	Middle Tennessee	W	44-0	92,407	TigerVision	N
#2 Sept. 22	#12 South Carolina *	W	28-16	92,530	CBS	D
#2 Sept. 29	at Tulane	W	34-9	58,769	ESPN2	D
#1 Oct. 6	#9 Florida *	W	28-24	92,910	CBS	N
#1 Oct. 13	at #17 Kentucky *	L	37-43 (3OT)	70,902	CBS	D
#5 Oct. 20	#18 Auburn *	W	30-24	92,630	ESPN	N
#3 Nov. 3	at #17 Alabama *	W	41-34	92,138	CBS	D
#2 Nov. 10	Louisiana Tech (HC)	W	58-10	92,512	TigerVision	N
#1 Nov. 17	at Ole Miss *	W	41-24	61,118	CBS	D
#1 Nov. 23	Arkansas *	L	48-50 (3OT)	92,606	CBS	D

SEC Championship Game • Atlanta, Georgia

#5 Dec. 1 vs. #14 Tennessee W 21-14 73,832 CBS D

BCS National Championship Game • New Orleans, Louisiana

#2 Jan. 7 vs. #1 Ohio State W 38-24 79,651 FOX N



2008

Record: 8-5 **SEC:** 3-5 **H:** 5-3 **A:** 2-2 **N:** 1-0

Coach: Les Miles **vs. Top 25:** 2-3

Captains: Herman Johnson (OG), Quinn Johnson (FB), Tyson Jackson (DE), Colt David (PK)

#6	Aug. 30	Appalachian State	W	41-13	91,922	ESPN	D
#7	Sept. 13	North Texas	W	41-3	91,602	TigerVision	N
#6	Sept. 20	at #9 Auburn *	W	26-21	87,451	ESPN	N
#5	Sept. 27	Mississippi State *	W	34-24	92,710	ESPN2	N
#3	Oct. 11	at #11 Florida *	L	21-51	90,684	CBS	N
#13	Oct. 18	at South Carolina *	W	24-17	82,477	ESPN	N
#11	Oct. 25	#9 Georgia *	L	38-52	92,904	CBS	D
#15	Nov. 1	Tulane	W	35-10	92,136	TigerVision	N
#15	Nov. 8	#1 Alabama *	L	21-27 OT	93,039	CBS	D
#19	Nov. 15	Troy (HC)	W	40-31	92,130	TigerVision	N
#18	Nov. 22	Ole Miss *	L	13-31	92,649	CBS	D
	Nov. 28	at Arkansas * (6)	L	30-31	55,325	CBS	D
Chick-fil-A Bowl • Atlanta, Georgia							
	Dec. 31	vs. #14 Georgia Tech	W	38-3	71,423	ESPN	N



2009

Record: 9-4 **SEC:** 5-3 **H:** 6-1 **A:** 3-2 **N:** 0-1

Coach: Les Miles **vs. Top 25:** 1-3

Captains: Ciron Black (OT), Harry Coleman (LB), Josh Jasper (PK)

#11	Sept. 5	at Washington	W	31-23	69,161	ESPN	N
#11	Sept. 12	Vanderbilt *	W	23-9	91,556	ESPNU	N
#9	Sept. 19	Louisiana-Lafayette	W	31-3	92,443	ESPNU	N
#7	Sept. 26	at Mississippi State *	W	30-26	53,612	SEC-TV	D
#4	Oct. 3	at #14 Georgia *	W	20-13	92,746	CBS	D
#4	Oct. 10	#1 Florida *	L	3-13	93,129	CBS	N
#9	Oct. 24	Auburn *	W	31-10	92,654	ESPN	N
#9	Oct. 31	Tulane	W	42-0	92,031	TigerVision	N
#9	Nov. 7	at #3 Alabama *	L	15-24	92,012	CBS	D
#9	Nov. 14	Louisiana Tech (HC)	W	24-16	92,584	ESPNU	N
#10	Nov. 21	at Ole Miss *	L	23-25	61,752	CBS	D
#17	Nov. 28	Arkansas *	W	33-30 (OT)	93,013	ESPN	N
Capital One Bowl • Orlando, Florida							
#12	Jan. 1	vs. #13 Penn State	L	17-19	63,025	ABC	D



2010

Record: 11-2 **SEC:** 6-2 **H:** 7-0 **A:** 2-2 **N:** 2-0

Coach: Les Miles **vs. Top 25:** 5-2

Captains: Stevan Ridley (RB), Drake Nevis (DT), Kelvin Sheppard (LB), Josh Jasper (PK)

#21	Sept. 4	vs. #18 North Carolina (23)	W	30-24	68,919	ABC	N
#19	Sept. 11	at Vanderbilt *	W	27-3	36,940	ESPNU	N
#15	Sept. 18	Mississippi State *	W	29-7	92,538	ESPNU	N
#15	Sept. 25	#22 West Virginia	W	20-14	92,575	ESPN2	N
#12	Oct. 2	Tennessee *	W	16-14	92,932	CBS	D
#12	Oct. 9	at #14 Florida *	W	33-29	90,721	ESPN	N
#9	Oct. 16	McNeese State	W	32-10	92,576	FSN	N
#6	Oct. 23	at #5 Auburn *	L	17-24	87,451	CBS	D
#12	Nov. 6	#5 Alabama *	W	24-21	92,969	CBS	D
#5	Nov. 13	Louisiana-Monroe (HC)	W	51-0	92,518	TigerVision	N
#5	Nov. 20	Ole Miss *	W	43-36	92,915	CBS	D
#6	Nov. 27	at #12 Arkansas *	L	23-31	55,808	CBS	D
AT&T Cotton Bowl • Arlington, Texas							
#11	Jan. 7	vs. #18 Texas A&M	W	41-24	83,514	FOX	N



2011

SEC CHAMPIONS

Record: 13-1 **SEC:** 8-0 **H:** 6-0 **A:** 5-0 **N:** 2-1

Coach: Les Miles **vs. Top 25:** 8-1

Captains: Will Blackwell (OG), Jordan Jefferson (QB), Brandon Taylor (S), Morris Claiborne (CB), Tyrann Mathieu (ST)

#4	Sept. 3	vs. #3 Oregon (14)	W	40-27	87,111	ABC	N
#2	Sept. 10	Northwestern State	W	49-3	92,405	TigerVision	N
#3	Sept. 15	at #25 Mississippi St. *	W	19-6	56,924	ESPN	N
#2	Sept. 24	at #16 West Virginia	W	47-21	62,056	ABC	N
#1	Oct. 1	Kentucky *	W	35-7	92,660	SEC-TV	D
#1	Oct. 8	#17 Florida *	W	41-11	93,022	CBS	D
#1	Oct. 15	at Tennessee *	W	38-7	101,822	CBS	D
#1	Oct. 22	#19 Auburn *	W	45-10	93,098	CBS	D
#1	Nov. 5	at #2 Alabama *	W	9-6 (OT)	101,821	CBS	N
#1	Nov. 12	Western Kentucky (HC)	W	42-9	92,917	ESPNU	N
#1	Nov. 19	at Ole Miss *	W	52-3	59,877	ESPN	N
#1	Nov. 25	#3 Arkansas *	W	41-17	93,108	CBS	D
SEC Championship Game • Atlanta, Georgia							
#1	Dec. 3	vs. #12 Georgia	W	42-10	74,515	CBS	D
BCS National Championship Game • New Orleans, Louisiana							
#1	Jan. 9	vs. #2 Alabama	L	0-21	78,237	ESPN	N



2012

Record: 10-3 **SEC:** 6-2 **H:** 7-1 **A:** 3-1 **N:** 0-1

Coach: Les Miles **vs. Top 25:** 3-3

Captains: Zach Mettenberger (QB), Josh Dworaczky (OT), Kevin Minter (LB), Eric Reid (S), Drew Alleman (PK)

#3	Sept. 1	North Texas	W	41-14	92,059	ESPNU	N
#3	Sept. 8	Washington	W	41-3	92,804	ESPN	N
#3	Sept. 15	Idaho	W	63-14	92,177	TigerVision	N
#2	Sept. 22	at Auburn *	W	12-10	86,721	ESPN	N
#3	Sept. 29	Towson	W	38-22	92,154	ESPNU	N
#4	Oct. 6	at #10 Florida *	L	6-14	90,824	CBS	D
#9	Oct. 13	#3 South Carolina *	W	23-21	92,734	ESPN	N
#6	Oct. 20	at #20 Texas A&M *	W	24-19	87,429	ESPN	D
#5	Nov. 3	#1 Alabama *	L	17-21	93,374	CBS	N
#9	Nov. 10	#22 Mississippi St. * (HC)	W	37-17	92,831	ESPN	N
#8	Nov. 17	Ole Miss *	W	41-35	92,872	CBS	D
#8	Nov. 23	at Arkansas *	W	20-13	71,117	CBS	D
Chick-fil-A Bowl • Atlanta, Georgia							
#9	Dec. 31	vs. #14 Clemson	L	24-25	68,027	ESPN	N



2013

Record: 10-3 **SEC:** 5-3 **H:** 7-0 **A:** 1-3 **N:** 2-0

Coach: Les Miles **vs. Top 25:** 3-2

Captains: Zach Mettenberger (QB), Jarvis Landry (WR), Lamin Barrow (LB), James Wright (ST)

#12	Aug. 31	vs. #20 TCU (24)	W	37-27	80,320	ESPN	N
#9	Sept. 7	UAB	W	56-17	90,037	ESPNU	N
#8	Sept. 14	Kent State	W	45-13	89,113	ESPNU	N
#6	Sept. 21	Auburn *	W	35-21	92,638	ESPN	N
#6	Sept. 28	at #9 Georgia *	L	41-44	92,746	CBS	D
#10	Oct. 5	at Mississippi State *	W	59-26	57,113	ESPN	N
#10	Oct. 12	#17 Florida *	W	17-6	92,980	CBS	D
#6	Oct. 19	at Ole Miss *	L	24-27	61,160	ESPN2	N
#13	Oct. 26	Furman (HC)	W	48-16	92,554	TigerVision	N
#10	Nov. 9	at #1 Alabama *	L	17-38	101,821	CBS	N
#18	Nov. 23	#9 Texas A&M *	W	34-10	92,949	CBS	D
#15	Nov. 29	Arkansas *	W	31-27	89,656	CBS	D
Outback Bowl • Tampa, Florida							
#14	Jan. 1	vs. Iowa	W	21-14	51,296	ESPN	D

Year-by-Year Results



2014

Record: 8-5 SEC: 4-4 H: 5-2 A: 2-2 N: 1-1

Coach: Les Miles

vs. Top 25: 2-2

Captains: La'el Collins (LT), Terrence Magee (RB), Jermauria Rasco (DE), Kwon Alexander (LB), Jamie Keehn (P)

#13 Aug. 30	vs. #14 Wisconsin (12)	W	28-24	71,599	ESPN	N
#12 Sept. 6	Sam Houston State	W	56-0	100,338	SECN	N
#10 Sept. 13	Louisiana-Monroe	W	31-0	101,194	ESPNU	N
#8 Sept. 20	Mississippi State *	L	29-34	102,321	ESPN	N
#17 Sept. 27	New Mexico State	W	63-7	101,987	SECN	N
#15 Oct. 5	at #5 Auburn *	L	7-41	87,451	ESPN	N
Oct. 11	at Florida *	W	30-27	88,014	SECN	N
Oct. 18	Kentucky *	W	41-3	101,581	SECN	N
#24 Oct. 25	#3 Ole Miss * (HC)	W	10-7	102,321	ESPN	N
#14 Nov. 8	#4 Alabama *	L	13-20 (OT)	102,321	CBS	N
#20 Nov. 15	at Arkansas *	L	0-17	70,165	ESPN2	N
Nov. 27	at Texas A&M *	W	23-17	105,829	ESPN	N

Music City Bowl • Nashville, Tennessee

#22 Dec. 30	vs. Notre Dame	L	28-31	60,419	ESPN	D
-------------	----------------	---	-------	--------	------	---



2015

Record: 9-3 SEC: 5-3

H: 6-1

A: 2-2

N: 1-0

Coach: Les Miles

vs. Top 25: 3-2

Captains: Vadal Alexander (RT), Leonard Fournette (RB), Deion Jones (LB), Jamie Keehn (P)

#14 Sept. 5	McNeese State	No Contest (game canceled due to weather)	N		
#14 Sept. 12	at #25 Mississippi St. *	W 21-19	62,531	ESPN	N
#13 Sept. 19	#18 Auburn *	W 45-21	102,321	CBS	D
#8 Sept. 26	at Syracuse	W 34-24	43,101	ESPN	D
#9 Oct. 3	Eastern Michigan	W 44-22	102,321	ESPNU	N
#7 Oct. 10	South Carolina *	W 45-24	42,058	ESPN	D
#6 Oct. 17	#8 Florida *	W 35-28	102,321	ESPN	N
#5 Oct. 24	Western Kentucky (HC)	W 48-20	101,561	ESPNU	N
#2 Nov. 7	at #4 Alabama *	L 16-30	101,821	CBS	N
#9 Nov. 14	Arkansas *	L 14-31	101,699	ESPN	N
#15 Nov. 21	at #22 Ole Miss *	L 17-38	60,705	CBS	D
Nov. 28	Texas A&M *	W 19-7	101,803	SECN	N

AdvoCare V100 Texas Bowl • Houston, Texas

#20 Dec. 29	vs. Texas Tech	W	56-27	71,307	ESPN	N
-------------	----------------	---	-------	--------	------	---



2016

Record: 8-4 SEC: 5-3

H: 5-2

A: 2-2

N: 1-1

Coach: Les Miles/Ed Orgeron

vs. Top 25: 3-2

Captains: Jamal Adams (S), Colby Delahoussaye (PK), Travin Dural (WR), Ethan Pocic (C), Duke Riley (LB), Tre'Davious White (CB)

#5 Sept. 3	vs Wisconsin (25)	L	16-14	77,823	ABC	D
#21 Sept. 10	Jacksonville State	W	34-13	98,389	ESPNU	N
#20 Sept. 17	Mississippi State *	W	23-20	99,910	ESPN2	N
#18 Sept. 24	at Auburn *	L	18-13	87,451	ESPN	N
Oct. 1	Missouri *	W	42-7	102,071	SECN	N
Oct. 15	Southern Miss	W	45-10	102,164	SECN	N
#25 Oct. 22	#23 Ole Miss *	W	38-21	101,720	ESPN	N
#15 Nov. 5	#1 Alabama *	L	10-0	102,321	CBS	N
#19 Nov. 12	at #25 Arkansas *	W	38-10	75,156	ESPN	N
#16 Nov. 19	#21 Florida *	L	16-10	102,043	SECN	D
#25 Nov. 24	at #22 Texas A&M *	W	54-39	102,961	ESPN	N

Buffalo Wild Wings Citrus Bowl • Orlando, Fla.

#19 Dec. 31	vs. #15 Louisville [ABC]	W	29-9	46,063	ABC	D
-------------	--------------------------	---	------	--------	-----	---

Far left rankings indicate LSU's Associated Press ranking. AP Rankings are from 1936-present. Number in parentheses after opponent indicates neutral or off-campus site.

* - Conference Game

(HC) - Homecoming

(ESPN2) - ESPN Classic

(JP-TV, SEC-TV) - Formerly Raycom Sports, Lincoln Financial Sports, Jefferson Pilot Sports

- (1) Jackson, Louisiana
- (4) Meridian, Mississippi
- (7) Alexandria, Louisiana
- (10) Columbus, Mississippi
- (13) Shreveport, Louisiana
- (16) San Antonio, Texas
- (19) Indianapolis, Indiana
- (22) Columbus, Georgia
- (25) Green Bay, Wisconsin

- (2) Vicksburg, Mississippi
- (5) Mobile, Alabama
- (8) Memphis, Tennessee
- (11) Gulfport, Mississippi
- (14) Dallas, Texas
- (17) New York, New York
- (20) Jackson, Mississippi
- (23) Atlanta, Georgia
- (3) New Orleans, Louisiana
- (6) Little Rock, Arkansas
- (9) Birmingham, Alabama
- (12) Houston, Texas
- (15) Galveston, Texas
- (18) Montgomery, Alabama
- (21) Monroe, Louisiana
- (24) Arlington, Texas



LSU 2ND HALF COMEBACKS TO WIN • SINCE 1960

DATE	OPPONENT	HALFTIME DEFICIT	LARGEST 2ND HALF DEFICIT	2ND HALF POINTS	FINAL
Aug. 30, 2014	vs. #14 Wisconsin	17-7	17	21	28-24
Oct. 11, 2014	at Florida	17-14	4	16	30-27
Oct. 25, 2014	#3 Ole Miss	7-3	4	7	10-7
Nov. 29, 2013	Arkansas	17-14	6 (2x)	17	31-27
Sept. 22, 2012	at Auburn	10-9	1	3	12-10
Oct. 13, 2012	#3 South Carolina	7-3	4 (2x)	20	23-21
Nov. 17, 2012	Ole Miss	21-17	8	24	41-35
Dec. 3, 2011	vs. #12 Georgia	10-7	3	35	42-10
Nov. 6, 2010	#5 Alabama	7-3	4 (2x)	21	24-21
Nov. 14, 2009	Louisiana Tech	13-10	3	14	24-16
Sept. 20, 2008	at #9 Auburn	14-3	11	23	26-21
Oct. 18, 2008	at South Carolina	17-10	7	14	24-17
Nov. 15, 2008	Troy	24-3	28	37	40-31
Oct. 6, 2007	#9 Florida	17-7	10 (2x)	21	28-24
Oct. 20, 2007	#18 Auburn	17-7	10	23	30-24
Nov. 3, 2007	at #17 Alabama	20-17	10	24	41-34
Dec. 1, 2007	vs. #14 Tennessee	7-6	1 (2x)	15	21-14
Nov. 4, 2006	at #8 Tennessee	10-7	10	21	28-24
Nov. 18, 2006	Ole Miss	14-7	13	16	23-20 (OT)
Sept. 10, 2005	at #15 Arizona State	10-7	10	28	35-31
Nov. 12, 2005	at #4 Alabama	10-0	10	16	16-13 (OT)
Sept. 4, 2004	Oregon State	9-0	9	22	22-21 (OT)
Oct. 9, 2004	at #12 Florida	21-14	7	10	24-21
Nov. 13, 2004	Alabama	10-6	4	20	26-10
Oct. 19, 2002	South Carolina	14-6	8	32	38-14
Nov. 23, 2002	Ole Miss	10-7	6	7	14-13
Dec. 1, 2001	vs. #2 Tennessee	17-10	7	21	31-20
Oct. 21, 2000	#13 Mississippi State	17-14	14	31	45-38 (OT)
Dec. 29, 2000	vs. #15 Georgia Tech	14-3	11	25	28-14
Nov. 1, 1997	at Kentucky	21-20	1	43	63-28
Dec. 28, 1997	vs. Notre Dame	6-3	3	24	27-9
Sept. 7, 1996	Houston	20-7	20	28	35-34
Dec. 29, 1995	vs. Michigan State	24-21	3	24	45-26
Sept. 11, 1993	at Mississippi State	10-9	1 (2x)	9	18-16
Oct. 30, 1993	Ole Miss	14-7	7	12	19-17
Sept. 12, 1992	#22 Mississippi State	3-0	3	24	24-3
Sept. 21, 1991	Vanderbilt	7-3	4 (2x)	13	16-14
Oct. 19, 1991	at Kentucky	14-9	8	20	29-26
Nov. 2, 1991	at Ole Miss	14-3	11	22	25-22
Nov. 23, 1991	at Tulane	14-10	4	29	39-20
Sept. 8, 1990	Georgia	10-6	4	12	18-13
Nov. 20, 1990	Tulane	10-6	7	10	16-13
Oct. 8, 1988	#4 Auburn	3-0	6	7	7-6
Oct. 15, 1988	Kentucky	6-0	6	15	15-12
Nov. 5, 1988	at #19 Alabama	15-7	8	12	19-18
Oct. 3, 1987	#19 Florida	10-3	7	10	13-10
Oct. 11, 1986	Georgia	14-10	4	13	23-14
Nov. 23, 1985	at Notre Dame	7-3	4	7	10-7
Sept. 22, 1984	Arizona	20-13	7	14	27-26
Nov. 3, 1984	Ole Miss	10-6	4 (3x)	23	32-29
Nov. 10, 1984	at Alabama	14-10	4	6	16-14
Nov. 24, 1983	at Tulane	7-3	4	17	20-7
Oct. 6, 1979	Florida	3-0	3	20	20-3
Oct. 20, 1979	Kentucky	13-3	16	20	23-19
Nov. 3, 1979	at Ole Miss	17-7	10 (2x)	21	28-24
Dec. 2, 1978	Wyoming	17-14	3	10	24-17
Oct. 8, 1977	at Vanderbilt	9-0	15	28	28-15
Oct. 29, 1977	at Ole Miss	21-7	14	21	28-21
Nov. 19, 1977	at Tulane	17-7	10	13	20-17
Oct. 9, 1976	Vanderbilt	10-7	3	26	33-20
Oct. 12, 1974	Tennessee	10-7	3	13	20-10
Sept. 29, 1973	Rice	9-3	6	21	24-9
Oct. 20, 1973	Kentucky	21-14	7	14	28-21
Oct. 27, 1973	at South Carolina	12-9	3 (3x)	24	33-29
Dec. 2, 1972	at Tulane	3-0	3	9	9-3
Sept. 25, 1971	at Wisconsin	14-10	4	28	38-28
Sept. 21, 1968	#13 Texas A&M	12-6	6	7	13-12
Oct. 19, 1968	Kentucky	3-0	3	13	13-3
Dec. 30, 1968	vs. #19 Florida State	13-10	3 (2x)	17	27-24

DATE	OPPONENT	HALFTIME DEFICIT	LARGEST 2ND HALF DEFICIT	2ND HALF POINTS	FINAL
Sept. 23, 1967	Rice	7-0	7	20	20-14
Jan. 1, 1968	vs. #6 Wyoming	13-0	13	20	20-13
Oct. 31, 1964	Ole Miss	7-3	7	8	11-10
Jan. 1, 1965	vs. Syracuse	10-2	8	11	13-10
Nov. 9, 1963	TCU	14-7	7	21	28-14
Sept. 30, 1961	Texas A&M	7-2	5	14	16-7
Nov. 4, 1961	#2 Ole Miss	7-3	4	7	10-7

LSU 2ND HALF COMEBACKS TO TIE • SINCE 1960

DATE	OPPONENT	HALFTIME DEFICIT	LARGEST 2ND HALF DEFICIT	2ND HALF POINTS	FINAL
Sept. 30, 1995	at South Carolina	17-10	7 (2x)	10	20-20
Nov. 9, 1985	#20 Alabama	7-0	7	14	14-14
Sept. 8, 1984	at Florida	14-10	4	11	21-21
Oct. 31, 1981	at Ole Miss	14-7	14	20	27-27
Sept. 11, 1976	vs. #1 Nebraska	6-0	6	6	6-6
Sept. 28, 1974	at Rice	10-0	10	10	10-10
Sept. 29, 1962	Rice	6-0	6	6	6-6

LSU LARGEST 2ND HALF COMEBACKS • SINCE 1960

DATE	OPPONENT	LARGEST 2ND HALF DEFICIT	FINAL
Nov. 15, 2008	Troy	28 (31-3 with 11:13 in 3rd Quarter)	40-31
Oct. 29, 1977	vs. Ole Miss (Jackson)	21 (21-0 with 7:00 in 2nd Quarter)	28-21
Sept. 7, 1996	Houston	20 (34-14 with 5:57 in 3rd Quarter)	35-34
Aug. 30, 2014	vs. #14 Wisconsin (Houston)	17 (24-7 with 12:24 in 3rd Quarter)	28-24
Nov. 3, 1979	vs. Ole Miss (Jackson)	17 (17-0 with 10:48 in 2nd Quarter)	28-24

2ND HALF COMEBACKS TO WIN BY SEASON

1961	2	1998-99	0
1962	0	2000	2
1963	1	2001	1
1964	2	2002	2
1965-66	0	2003	0
1967	2	2004	3
1968	3	2005	2
1969-70	0	2006	2
1971	1	2007	4
1972	2	2008	3
1973	3	2009	1
1974	1	2010	1
1975	0	2011	1
1976	1	2012	3
1977	3	2013	1
1978	1	2014	3
1979	3	2015	0
1980-82	0	2016	0
1983	1	TOTAL	76
1984	3	BY COACH	
1985	1	Charles McClendon (1962-79)	23
1986	1	Les Miles (2005-2016)	21
1987	1	Nick Saban (2000-04)	8
1988	3	Curley Hallman (1991-94)	7
1989	0	Mike Archer (1987-90)	6
1990	2	Bill Arnsparger (1984-86)	5
1991	4	Gerry DiNardo (1995-99)	3
1992	1	Paul Dietzel (1955-61)	2
1993	2	Jerry Stovall (1980-83)	1
1994	0		
1995	1		
1996	1		
1997	1		

LSU AS THE NATION'S NO. 1 RANKED TEAM

LSU is 24-4 all-time when ranked No. 1 in the nation. LSU played a school-record 10 straight games as the nation's No. 1-ranked team in 2011, posting a 9-1 record during that span.

DATE OPPONENT RESULT**1958 (5-0)**

Nov. 1	#6 Ole Miss	W, 14-0
Nov. 8	Duke	W, 50-18
Nov. 15	at Mississippi State	W, 7-6
Nov. 22	at Tulane	W, 62-0
Jan. 1	vs. #12 Clemson	W, 7-0

1959 (7-1)

Sept. 19	Rice	W, 26-3
Sept. 26	#9 TCU	W, 10-0
Oct. 3	vs. Baylor	W, 22-0
Oct. 10	Miami (Fla.)	W, 27-3
Oct. 17	at Kentucky	W, 9-0
Oct. 24	at Florida	W, 9-0
Oct. 31	#3 Ole Miss	W, 7-3
Nov. 7	at #13 Tennessee	L, 14-13

2007 (2-2)

Oct. 6	#9 Florida	W, 28-24
Oct. 13	at #17 Kentucky	L, 43-37 (3 OT)
Nov. 17	at Ole Miss	W, 41-24
Nov. 23	Arkansas	L, 50-48 (3 OT)

2011 (9-1)

Oct. 1	Kentucky	W, 35-7
Oct. 8	#17 Florida	W, 41-11
Oct. 15	at Tennessee	W, 38-7
Oct. 22	#19 Auburn	W, 45-10
Nov. 5	at #2 Alabama	W, 9-6 (OT)
Nov. 12	Western Kentucky	W, 42-9
Nov. 19	at Ole Miss	W, 52-3
Nov. 25	#3 Arkansas	W, 41-17
Dec. 3	vs. #12 Georgia	W, 42-10
Jan. 9	vs. #2 Alabama	L, 21-0

2012 (1-0)

Sept. 1*	North Texas	W, 41-14
----------	-------------	----------

* Coaches poll

LSU VS. THE NATION'S NO. 1 RANKED TEAM

LSU is 2-12-1 all-time against teams ranked No. 1 in the nation in the Associated Press poll.

DATE OPPONENT RESULT

1939		
Nov. 4	#1 Tennessee	L, 20-0

1955		
Nov. 5	at #1 Maryland	L, 13-0

1976		
Sept. 11	at #1 Nebraska	T, 6-6

1979		
Sept. 29	#1 Southern Cal	L, 17-12
Nov. 10	#1 Alabama	L, 3-0

1991		
Oct. 26	#1 Florida State	L, 31-21

1994		
Oct. 8	at #1 Florida	L, 42-18

1996		
Oct. 12	at #1 Florida	L, 56-13

1997		
Oct. 11	#1 Florida	W, 28-21

2007		
Jan. 7	vs. #1 Ohio State	W, 38-24

2008		
Nov. 8	#1 Alabama	L, 27-21 (OT)

2009		
Oct. 10	#1 Florida	L, 13-3

2012		
Nov. 3	#1 Alabama	L, 21-17

2013		
Nov. 9	at #1 Alabama	L, 38-17

2016		
Nov. 5	#1 Alabama	L, 10-0

LSU IN THE FINAL POLLS

YEAR	AP	UPI	COACHES
1936	2	--	--
1937	8	--	--
1945	15	--	--
1946	8	--	--
1949	9	--	--
1958	1	1	--
1959	3	3	--
1961	4	3	--
1962	7	8	--
1964	7	7	--
1965	8	14	--
1968	19	--	--
1969	10	7	--
1970	7	6	--
1971	11	10	--
1972	11	10	--
1973	13	14	--
1982	11	11	11
1984	15	16	13
1985	20	20	21
1986	10	11	10
1987	5	5	6
1988	19	--	22
1995	--	25	25
1996	12	--	13
1997	13	--	13
2000	22	--	--
2001	7	--	8
2003	2	--	1
2004	16	--	16
2005	6	--	5
2006	3	--	3
2007	1	--	1
2009	17	--	17
2010	8	--	8
2011	2	--	2
2012	14	--	12
2013	14	--	14
2014	--	--	--
2015	16	--	17
2016	13	--	14



Brandon Harris led LSU to touchdowns on seven straight possessions as the Tigers defeated New Mexico State, 63-7, in 2014.

LSU'S HIGHEST SCORING GAMES

OPPONENT	DATE	SCORE	SITE
Southwestern Louisiana	Nov. 21, 1936	93-0	Baton Rouge
Baylor	Nov. 10, 1908	89-0	Baton Rouge
Southwestern Louisiana	Oct. 4, 1930	85-0	Baton Rouge
Southwestern Louisiana	Oct. 5, 1912	85-3	Baton Rouge
Jefferson College	Oct. 2, 1920	81-0	Baton Rouge
Jackson Br.-N.O.	Oct. 11, 1908	81-5	Baton Rouge
Spring Hill	Oct. 8, 1932	80-0	Baton Rouge
Louisiana Normal	Oct. 8, 1921	78-0	Baton Rouge
Rice	Sept. 24, 1977	77-0	Baton Rouge
S.D. Wesleyan	Sept. 20, 1930	76-0	Baton Rouge
Louisiana Tech	Sept. 27, 1930	71-0	Baton Rouge
Jackson Br.-N.O.	Oct. 2, 1909	70-0	Baton Rouge
Millsaps	Nov. 11, 1900	70-0	Baton Rouge
Arkansas State	Oct. 12, 1991	70-14	Baton Rouge
Wyoming	Nov. 26, 1977	66-7	Baton Rouge
New Mexico State	Sept. 27, 2014	63-7	Baton Rouge
Idaho	Sept. 15, 2012	63-14	Baton Rouge
Kentucky	Nov. 1, 1997	63-28	Lexington, Ky.
New Mexico State	Sept. 28, 1996	63-7	Baton Rouge
Baylor	Oct. 4, 1969	63-8	Baton Rouge
Tulane	Nov. 20, 1965	62-0	Baton Rouge
Tulane	Nov. 25, 1961	62-0	Baton Rouge
Tulane	Nov. 22, 1958	62-0	New Orleans

LSU IN OVERTIME GAMES

LSU is 8-6 all-time in overtime games, including a 6-4 record in Tiger Stadium. LSU has gone to overtime with Alabama four times – the most of any school – with the road team winning each time.

DATE	OPPONENT	RESULT (OT'S)	DATE	OPPONENT	RESULT (OT'S)	DATE	OPPONENT	RESULT (OT'S)	DATE	OPPONENT	RESULT (OT'S)
1998 (0-1)			2005 (2-1)			2007 (0-2)			2011 (1-0)		
Oct. 31 at Ole Miss	L, 37-31 (OT)		Sept. 26 Tennessee	L, 30-27 (OT)		Oct. 13 at #17 Kentucky	L, 43-37 (3 OT)		Nov. 5 at #2 Alabama	W, 9-6 (OT)	
2000 (2-0)			Oct. 22 #16 Auburn	W, 20-17 (OT)		Nov. 23 Arkansas	L, 50-48 (3 OT)		2014 (0-1)		
Sept. 30 Tennessee	W, 38-31 (OT)		Nov. 12 at #4 Alabama	W, 16-13 (OT)		2008 (0-1)			Nov. 8 #4 Alabama	L, 20-13 (OT)	
Oct. 21 #13 Mississippi St.	W, 45-38 (OT)		2006 (1-0)			Nov. 8 #1 Alabama	L, 27-21 (OT)		2009 (1-0)		
2004 (1-0)			Nov. 18 Ole Miss	W, 23-20 (OT)		Nov. 28 Arkansas	W, 33-30 (OT)				
Sept. 4 Oregon State	W, 22-21 (OT)										

LSU'S RECORD WHEN

SCENARIO	GAMES	RECORD	PCT.	LAST
All games	1,233	778-408-47	.650	Dec. 31, 2016 vs. Louisville
Home games	685	496-169-20	.739	Nov. 19, 2016 vs. Florida
Road games	410	210-179-21	.538	Nov. 24, 2016 at Texas A&M
Neutral games	138	72-60-6	.543	Dec. 31, 2016 vs. Louisville
Tiger Stadium				
Night Games	444	325-106-13	.747	Nov. 5, 2016 vs. Alabama
Day Games	136	88-43-5	.665	Nov. 19, 2016 vs. Florida
Since 1931				
Road/Neutral Night Games	151	104-44-3	.699	Nov. 24, 2016 at Texas A&M
Road/Neutral Day Games	266	124-129-13	.490	Dec. 31, 2016 vs. Louisville
Since 1978				
White Jerseys	339	216-120-3	.642	Dec. 31, 2016 vs. Louisville
Purple Jerseys	124	84-37-3	.687	Oct. 15, 2016 vs. Southern Miss
Gold Jerseys	3	2-1	.667	Oct. 10, 1998 at Florida
All Other Uniforms	7	5-2	.714	Sept. 17, 2016 vs. Mississippi St.
Saturday Games	1,070	680-352-38	.653	Dec. 31, 2016 vs. Louisville
Sunday Games	13	9-4	.692	Jan. 4, 2004 vs. Oklahoma
Monday Games	24	13-11	.542	Dec. 31, 2012 vs. Clemson
Tuesday Games	8	4-4	.500	Dec. 29, 2015 vs. Texas Tech
Wednesday Games	15	9-5-1	.633	Jan. 1, 2014 vs. Iowa
Thursday Games	42	25-12-5	.655	Nov. 24, 2016 at Texas A&M
Friday Games	61	38-20-3	.648	Nov. 29, 2013 vs. Arkansas
August	5	5-0	1.000	Aug. 30, 2014 vs. Wisconsin
September	232	162-60-10	.720	Sept. 24, 2016 at Auburn
October	464	300-145-19	.667	Oct. 22, 2016 vs. Ole Miss
November	443	262-167-14	.607	Nov. 24, 2016 at Texas A&M
December	59	36-20-3	.636	Dec. 31, 2016 vs. Louisville
January	30	13-16-1	.450	Jan. 1, 2014 vs. Iowa
From 1893-99	21	14-7	.667	Dec. 8, 1899 vs. Tulane
From 1900-09	70	48-20-2	.700	Nov. 25, 1909 at Alabama
From 1910-19	74	43-26-5	.615	Nov. 22, 1919 at Tulane
From 1920-29	90	49-35-6	.578	Nov. 28, 1929 vs. Tulane
From 1930-39	102	68-27-7	.701	Dec. 2, 1939 vs. Tulane
From 1940-49	96	57-34-5	.620	Nov. 26, 1949 at Tulane
From 1950-59	106	55-43-8	.557	Nov. 21, 1959 vs. Tulane
From 1960-69	108	76-27-5	.727	Nov. 22, 1969 vs. Tulane
From 1970-79	117	76-38-3	.662	Dec. 22, 1979 vs. Wake Forest
From 1980-89	116	70-41-5	.625	Nov. 25, 1989 at Tulane
From 1990-99	113	54-58-1	.482	Nov. 26, 1999 vs. Arkansas
From 2000-09	129	99-30	.767	Nov. 28, 2009 vs. Arkansas
From 2010-16	91	69-22	.758	Dec. 31, 2016 vs. Louisville
Playing on Natural Grass	1,132	719-369-44	.655	Nov. 24, 2016 at Texas A&M
Playing on Artificial Turf	101	59-39-3	.599	Dec. 31, 2016 vs. Louisville
Season Openers	123	88-30-5	.736	Sept. 3, 2016 vs. Wisconsin
Home Season Openers	88	70-15-3	.813	Sept. 1, 2012 vs. North Texas
Away Season Openers	29	14-13-2	.517	Sept. 12, 2015 at Mississippi St.
Neutral Season Openers	6	4-2	.667	Sept. 3, 2016 vs. Wisconsin
Homecoming Games	90	63-24-3	.717	Oct. 1, 2016 vs. Missouri
Bowl Games	48	25-22-1	.531	Dec. 31, 2016 vs. Louisville
SEC Championship Games	5	4-1	.800	Dec. 3, 2011 vs. Georgia
Coming Off In-Season Bye	108	61-44-3	.579	Nov. 5, 2016 vs. Alabama
Ranked by AP	473	341-121-11	.733	Dec. 31, 2016 vs. Louisville
Playing AP Ranked Opponent	285	122-154-9	.444	Dec. 31, 2016 vs. #15 Louisville
AP Ranked vs.	160	86-71-3	.547	Dec. 31, 2016 vs. #15 Louisville
Ranked Opponent				

LSU'S LARGEST COMEBACK WINS • SINCE 1960

SCENARIO	DEFICIT	DATE	OPPONENT	RESULT
Overall	28 (31-3)	Nov. 15, 2008	Troy	40-31
At Home	28 (31-3)	Nov. 15, 2008	Troy	40-31
At Home vs. SEC	16 (19-3)	Oct. 20, 1979	Kentucky	23-19
On the Road	21 (21-0)	Oct. 29, 1977	vs. Ole Miss ^	28-21

On the Road vs. SEC	21 (21-0)	Oct. 29, 1977	vs. Ole Miss ^	28-21
On the Road vs. Non-Conf.	17 (24-7)	Aug. 30, 2014	vs. Wisconsin	28-24
At SEC Opp. Campus	15 (15-0)	Nov. 5, 1988	at Alabama	19-18
In a Bowl Game	13 (13-0)	Dec. 30, 1968	Florida State (Peach)	31-27
	13 (13-0)	Jan. 1, 1968	Wyoming (Sugar)	20-13
End of 1st Quarter (H)	11 (14-3)	Nov. 15, 2008	Troy	40-31
End of 1st Quarter (A/N)	14 (14-0)	Oct. 9, 2004	at Florida	24-21
End of 2nd Quarter (H)	21 (24-3)	Nov. 15, 2008	Troy	40-31
End of 2nd Quarter (A/N)	14 (21-7)	Oct. 29, 1977	vs. Ole Miss ^	28-21
End of 3rd Quarter (H)	21 (31-10)	Nov. 15, 2008	Troy	40-31
End of 3rd Quarter (A/N)	11 (24-13)	Aug. 30, 2014	vs. Wisconsin	28-24
To Force Overtime (H)	14 (31-17)	Oct. 21, 2000	Mississippi State	45-38 (OT)
To Force Overtime (A/N)	10 (10-0)	Nov. 12, 2005	at Alabama	16-13 (OT)


^ - Game in Jackson, Miss.



In 2008, Brandon LaFell's 12 catches for 126 yards helped LSU overcome the largest deficit in school history as the Tigers rallied from down 28 points to claim a 40-31 victory over Troy.



1960



1961



1962



1963



1964



1965



1966



1967



1968



1969



1970



1971



1972



1973



1974



1975



1976



1977




1978



1979



1980



1981



1982



1983



1984



1985



1986



1987



1988



1989



1990



1991



1992



1993



1994



1995



1996



1997



1998



1999



2000



2001



2002



2003



2004



2005



2006




2007



2008



2009



2010



2011



2012



2013



2014



2015



2016

LSU HOMECOMING GAMES • 63-24-3

DATE	OPPONENT	RESULT
Oct. 10, 1925	Alabama	L, 42-0
Nov. 13, 1926	Ole Miss	W, 3-0
Nov. 10, 1928	Ole Miss	W, 19-6
Oct. 12, 1929	Sewanee	W, 27-14
Oct. 25, 1930	Sewanee	W, 12-0
Oct. 10, 1931	South Carolina	W, 19-12
Oct. 29, 1932	Sewanee	W, 38-0
Oct. 28, 1933	Vanderbilt	T, 7-7
Oct. 13, 1934	Auburn	W, 20-6
Nov. 2, 1935	Auburn	W, 6-0
Nov. 7, 1936	Mississippi State	W, 12-0
Nov. 6, 1937	Mississippi State	W, 41-0
Oct. 22, 1938	#16 Vanderbilt	W, 7-0
Nov. 4, 1939	#1 Tennessee	L, 20-0
Oct. 26, 1940	Vanderbilt	W, 7-0
Nov. 1, 1941	Tennessee	L, 13-6
Oct. 17, 1942	Ole Miss	W, 21-7
Nov. 4, 1944	#16 Tennessee	L, 13-0
Nov. 10, 1945	Mississippi State	L, 27-20
Oct. 19, 1946	Georgia Tech	L, 26-7
Oct. 25, 1947	#19 Vanderbilt	W, 19-13
Oct. 30, 1948	Ole Miss	L, 49-19
Nov. 12, 1949	Mississippi State	W, 34-7
Oct. 14, 1950	Georgia Tech	L, 13-0
Nov. 3, 1951	Ole Miss	T, 6-6
Nov. 8, 1952	#8 Tennessee	L, 22-3
Nov. 14, 1953	Mississippi State	L, 26-13
Oct. 30, 1954	#12 Ole Miss	L, 21-6
Nov. 12, 1955	#18 Mississippi State	W, 34-7
Oct. 27, 1956	Florida	L, 21-6
Oct. 19, 1957	Kentucky	W, 21-0
Oct. 25, 1958	Florida	W, 10-7
Oct. 31, 1959	#3 Ole Miss	W, 7-3
Nov. 5, 1960	South Carolina	W, 35-6
Oct. 21, 1961	Kentucky	W, 24-14
Oct. 27, 1962	Florida	W, 23-0
Oct. 19, 1963	Kentucky	W, 28-7
Oct. 24, 1964	Tennessee	T, 3-3
Oct. 16, 1965	Kentucky	W, 31-21
Oct. 22, 1966	#8 Florida	L, 28-7
Oct. 21, 1967	Kentucky	W, 30-7
Oct. 26, 1968	TCU	W, 10-7
Oct. 25, 1969	#14 Auburn	W, 21-20
Oct. 17, 1970	Kentucky	W, 14-7
Oct. 9, 1971	Florida	W, 48-7

DATE	OPPONENT	RESULT
Nov. 18, 1972	Mississippi State	W, 28-14
Nov. 17, 1973	Mississippi State	W, 26-7
Oct. 12, 1974	Tennessee	W, 20-10
Oct. 4, 1975	#20 Florida	L, 34-6
Oct. 9, 1976	Vanderbilt	W, 33-20
Oct. 15, 1977	#12 Kentucky	L, 33-13
Oct. 14, 1978	Georgia	L, 24-17
Oct. 27, 1979	#8 Florida State	L, 24-19
Oct. 11, 1980	Auburn	W, 21-17
Oct. 24, 1981	#20 Florida State	L, 38-14
Oct. 23, 1982	South Carolina	W, 14-6
Oct. 15, 1983	Kentucky	L, 21-13
Oct. 13, 1984	Vanderbilt	W, 34-27
Oct. 19, 1985	Kentucky	W, 10-0
Oct. 25, 1986	North Carolina	W, 30-3
Nov. 14, 1987	Mississippi State	W, 34-14
Oct. 29, 1988	Ole Miss	W, 31-20
Oct. 28, 1989	#11 Tennessee	L, 45-39
Nov. 3, 1990	#17 Ole Miss	L, 19-10
Nov. 16, 1991	Mississippi State	L, 28-19
Nov. 21, 1992	Tulane	W, 24-12
Oct. 30, 1993	Ole Miss	W, 19-17
Oct. 1, 1994	South Carolina	L, 18-17
Sept. 23, 1995	Rice	W, 52-7
Sept. 28, 1996	New Mexico State	W, 63-7
Sept. 27, 1997	Akron	W, 56-0
Sept. 26, 1998	Idaho	W, 53-20
Sept. 11, 1999	North Texas	W, 52-0
Sept. 23, 2000	UAB	L, 13-10
Nov. 10, 2001	Middle Tennessee	W, 30-14
Oct. 5, 2002	Louisiana-Lafayette	W, 48-0
Nov. 1, 2003	Louisiana Tech	W, 49-10
Oct. 23, 2004	Troy	W, 24-20
Nov. 5, 2005	Appalachian State	W, 24-0
Sept. 23, 2006	Tulane	W, 49-7
Nov. 10, 2007	Louisiana Tech	W, 58-10
Nov. 15, 2008	Troy	W, 40-31
Nov. 14, 2009	Louisiana Tech	W, 24-16
Nov. 13, 2010	Louisiana-Monroe	W, 51-0
Nov. 12, 2011	Western Kentucky	W, 42-9
Nov. 10, 2012	#22 Mississippi State	W, 37-17
Oct. 26, 2013	Furman	W, 48-16
Oct. 25, 2014	#3 Ole Miss	W, 10-7
Oct. 24, 2015	Western Kentucky	W, 48-20
Oct. 7, 2016	Missouri	W, 42-7

Notes: Though celebrations were held prior to 1925, the first "official" Homecoming game at LSU was held in 1925. There were no Homecoming celebrations in 1927 and 1943.



2016 LSU Homecoming King and Queen • Natalie Burges and Jacques Petit.

LSU SEC OPENERS • 51-28-5

DATE	OPPONENT	RESULT
Oct. 28, 1933	Vanderbilt	T, 7-7
Oct. 13, 1934	Auburn	W, 20-6
Oct. 26, 1935	at Vanderbilt	W, 7-2
Oct. 10, 1936	Georgia	W, 47-7
Sept. 25, 1937	Florida	W, 19-0
Sept. 24, 1938	Ole Miss	L, 20-7
Sept. 30, 1939	Ole Miss	L, 14-7
Sept. 28, 1940	Ole Miss	L, 19-6
Oct. 11, 1941	#19 Mississippi State	T, 0-0
Oct. 10, 1942	Mississippi State	W, 16-6
Sept. 25, 1943	Georgia	W, 34-27
Sept. 30, 1944	Alabama	T, 27-27
Oct. 6, 1945	Alabama	L, 27-6
Oct. 5, 1946	Mississippi State	W, 13-6
Oct. 4, 1947	at Georgia	L, 35-19
Oct. 16, 1948	#16 Georgia	L, 22-0
Sept. 24, 1949	Kentucky	L, 19-0
Sept. 23, 1950	at Kentucky	L, 14-0
Sept. 29, 1951	vs. #9 Alabama (Mobile)	W, 13-7
Sept. 27, 1952	Alabama	L, 21-20
Sept. 26, 1953	vs. #5 Alabama [Mobile]	T, 7-7
Sept. 25, 1954	Alabama	L, 12-0
Sept. 17, 1955	Kentucky	W, 19-7
Oct. 13, 1956	at #3 Georgia Tech	L, 39-7
Sept. 28, 1957	Alabama	W, 28-0
Sept. 27, 1958	vs. Alabama [Mobile]	W, 13-3
Oct. 17, 1959	at Kentucky	W, 9-0
Oct. 8, 1960	Georgia Tech	L, 6-2
Oct. 7, 1961	#3 Georgia Tech	W, 10-0
Oct. 6, 1962	at #5 Georgia Tech	W, 10-7
Oct. 5, 1963	#7 Georgia Tech	W, 7-6
Oct. 17, 1964	at Kentucky	W, 27-7
Oct. 2, 1965	at Florida	L, 14-7
Oct. 15, 1966	at Kentucky	W, 30-0
Oct. 7, 1967	at Florida	W, 37-6
Oct. 19, 1968	Kentucky	W, 13-3
Oct. 18, 1969	at Kentucky	W, 37-10
Oct. 17, 1970	Kentucky	W, 14-7
Oct. 9, 1971	Florida	W, 48-7
Oct. 14, 1972	#9 Auburn	W, 35-7
Oct. 6, 1973	Florida	W, 24-3
Oct. 5, 1974	at #13 Florida	L, 24-14

DATE	OPPONENT	RESULT
Oct. 4, 1975	#20 Florida	L, 34-6
Oct. 2, 1976	at #19 Florida	L, 28-23
Oct. 1, 1977	#9 Florida	W, 36-14
Oct. 7, 1978	at Florida	W, 34-21
Oct. 6, 1979	Florida	W, 20-3
Oct. 4, 1980	at #19 Florida	W, 24-7
Sept. 5, 1981	#4 Alabama	L, 24-7
Oct. 2, 1982	at #4 Florida	W, 24-13
Oct. 1, 1983	#12 Florida	L, 31-17
Sept. 8, 1984	at Florida	T, 21-21
Oct. 5, 1985	#11 Florida	L, 20-0
Oct. 4, 1986	at Florida	W, 28-17
Oct. 3, 1987	#19 Florida	W, 13-10
Sept. 17, 1988	at Tennessee	W, 34-9
Oct. 7, 1989	Florida	L, 16-13
Sept. 8, 1990	Georgia	W, 18-13
Sept. 7, 1991	at Georgia	L, 31-10
Sept. 12, 1992	#22 Mississippi State	W, 24-3
Sept. 11, 1993	at Mississippi State	W, 18-16
Sept. 10, 1994	Mississippi State	W, 44-24
Sept. 9, 1995	at Mississippi State	W, 34-16
Sept. 21, 1996	at #14 Auburn	W, 19-15
Sept. 13, 1997	at Mississippi State	W, 24-9
Sept. 19, 1998	at Auburn	W, 31-19
Sept. 18, 1999	Auburn	L, 41-7
Sept. 16, 2000	at #24 Auburn	L, 34-17
Sept. 29, 2001	at #7 Tennessee	L, 26-18
Sept. 28, 2002	Mississippi State	W, 31-13
Sept. 20, 2003	#7 Georgia	W, 17-10
Sept. 18, 2004	at #14 Auburn	L, 10-9
Sept. 26, 2005	#10 Tennessee	L, 30-27 (OT)
Sept. 16, 2006	at #3 Auburn	L, 7-3
Aug. 30, 2007	at Mississippi State	W, 45-0
Sept. 20, 2008	at #9 Auburn	W, 26-21
Sept. 12, 2009	Vanderbilt	W, 23-9
Sept. 11, 2010	at Vanderbilt	W, 27-3
Sept. 15, 2011	at #24 Mississippi State	W, 19-6
Sept. 22, 2012	at Auburn	W, 12-10
Sept. 21, 2013	Auburn	W, 35-21
Sept. 20, 2014	Mississippi State	L, 34-29
Sept. 12, 2015	at #25 Mississippi State	W, 21-19
Sept. 17, 2016	Mississippi State	W, 23-20

MILESTONES

FIRSTS AND LASTS

First Game:	1893 vs. Tulane (L, 34-0) at New Orleans, La.
First Victory:	1894 vs. Natchez AC (W, 36-0) at Natchez, Miss.
First Loss:	1893 vs. Tulane (L, 34-0) at New Orleans, La.
First Perfect Season	1895, 3-0
Last Perfect Season	1958, 11-0 (NATIONAL CHAMPION)

GAMES

50th Game:	1904 vs. Shreveport AC (L, 16-0) at Shreveport, La.
100th Game:	1911 vs. Louisiana Normal (W, 46-0) at Baton Rouge
200th Game:	1923 vs. Mississippi State (L, 14-7) at Starkville, Miss.
300th Game:	1934 vs. George Washington (W, 6-0) at Washington, D.C.
400th Game:	1944 vs. Georgia (W, 15-7) at Atlanta, Ga.
500th Game:	1954 vs. Georgia Tech (L, 30-20) at Atlanta, Ga.
600th Game:	1963 vs. Mississippi State (L, 7-6) at Jackson, Miss.
700th Game:	1972 vs. Mississippi St. (W, 28-14) at Baton Rouge
800th Game:	1981 vs. Florida (L, 24-10) at Baton Rouge
900th Game:	1989 vs. Tulane (W, 27-7) at New Orleans, La.
1,000th Game:	1998 vs. Alabama (L, 22-16) at Baton Rouge
1,100th Game:	2006 vs. Alabama (W, 28-14) at Baton Rouge
1,200th Game:	2014 vs. Mississippi State (L, 34-29) at Baton Rouge

VICTORIES

1st Victory:	1894 vs. Natchez AC (36-0) at Natchez, Miss.
50th Victory:	1908 vs. Southwestern (Tenn.) (55-0) at Baton Rouge

100th Victory:	1919 vs. Southwestern La. (39-0) at Baton Rouge
150th Victory:	1929 vs. Southwestern La. (58-0) at Baton Rouge
200th Victory:	1936 vs. Mississippi State (12-0) at Baton Rouge
250th Victory:	1945 vs. Georgia (32-0) at Athens, Ga.
300th Victory:	1954 vs. Florida (20-7) at Baton Rouge
350th Victory:	1962 vs. Texas A&M (21-0) at Baton Rouge
400th Victory:	1968 vs. Tulane (34-10) at New Orleans, La.
450th Victory:	1974 vs. Tulane (24-22) at Baton Rouge
500th Victory:	1982 vs. Kentucky (34-10) at Lexington, Ky.
550th Victory:	1988 vs. Alabama (19-18) at Tuscaloosa, Ala.
600th Victory:	1997 vs. Kentucky (63-28) at Lexington, Ky.
650th Victory:	2004 vs. Oregon State (22-21) at Baton Rouge
700th Victory:	2008 vs. Georgia Tech (38-3) at Atlanta, Ga.
750th Victory:	2013 vs. Furman (48-16) at Baton Rouge

LOSSES

50th Loss:	1917 vs. Mississippi State (9-0) at Baton Rouge
100th Loss:	1934 vs. Tulane (13-12) at Baton Rouge
150th Loss:	1950 vs. Oklahoma (Sugar Bowl) (35-0) at New Orleans, La.
200th Loss:	1963 vs. Rice (21-12) at Houston, Texas
250th Loss:	1977 vs. Stanford (Sun Bowl) (24-14) at El Paso, Texas
300th Loss:	1990 vs. Florida (34-8) at Gainesville, Fla.
350th Loss:	1999 vs. Georgia (23-22) at Athens, Ga.
400th Loss:	2014 vs. Arkansas (17-0) at Fayetteville, Ark.

LSU'S RECORD ON TELEVISION BY NETWORK

NETWORK	GAMES	RECORD	WIN PCT	LAST PLAYED	TEAM (RESULT)
CBS	85	45-39-1	.535	Nov. 5, 2016	vs. #1 Alabama (L, 10-0)
ESPN	87	60-27	.690	Nov. 24, 2016	at #24 Texas A&M (W, 54-39)
ABC	54	19-32-3	.380	Dec. 31, 2016	vs. #15 Louisville ^ (W, 29-9)
ESPN2	23	17-6	.739	Sept. 17, 2016	vs. Mississippi State (W, 23-20)
SEC-TV*	20	8-11-1	.425	Oct. 1, 2011	vs. Kentucky (W, 35-7)
ESPNU	14	14-0	1.000	Sept. 10, 2016	vs. Jacksonville State (W, 34-13)
TBS	13	8-4-1	.654	Sept. 6, 2003	at Arizona (W, 59-13)
NBC	13	5-7-1	.423	Nov. 21, 1998	at #10 Notre Dame (L, 39-36)
SEC Network	8	7-1	.875	Nov. 19, 2016	vs. No. 21 Florida (L, 16-10)
FOX	4	3-1	.750	Jan. 7, 2010	vs. #18 Texas A&M (W, 41-24)
USA	2	1-1	.500	Nov. 23, 1985	at Notre Dame (W, 10-7)
FSN	1	1-0	1.000	Oct. 16, 2010	vs. McNeese State (W, 32-10)
ESPN Classic	1	1-0	1.000	Aug. 30, 2008	vs. Appalachian State (W, 41-13)
TVS	1	1-0	1.000	Dec. 30, 1968	vs. #19 Florida State (W, 31-27)
Mizlou	1	1-0	1.000	Dec. 22, 1979	vs. Wake Forest (W, 32-10)
Katz	1	0-1	.000	Dec. 27, 1985	vs. Baylor (L, 21-7)
Hughes	1	0-1	.000	Dec. 30, 1972	vs. #11 Tennessee (L, 24-17)
TOTALS	329	191-131-7	.591		

^ - Buffalo Wild Wings Citrus Bowl (Orlando, Fla.)

* - Formerly Raycom Sports, Lincoln Financial Sports, Jefferson Pilot Sports

LSU ON ESPN COLLEGE GAMEDAY

DATE	LOCATION	LSU	OPPONENT	RESULT
Nov. 9, 1996	Baton Rouge • PMAC ramps	#11	#10 Alabama	L, 26-0
Oct. 11, 1997	Baton Rouge • PMAC ramps	#14	#1 Florida	W, 28-21
Sept. 20, 2003	Baton Rouge • PMAC ramps	#11	#7 Georgia	W, 17-10
Jan. 4, 2004	New Orleans, La.	#2	#3 Oklahoma	W, 21-14
Sept. 4, 2004	Baton Rouge • Parade Grounds	#4	Oregon State	W, 22-21 (OT)
Nov. 12, 2005	Tuscaloosa, Ala.	#5	#4 Alabama	W, 16-13 (OT)
Oct. 7, 2006	Gainesville, Fla.	#9	#5 Florida	L, 23-10
Sept. 8, 2007	Baton Rouge • Parade Grounds	#2	#9 Virginia Tech	W, 48-7
Oct. 6, 2007	Baton Rouge • Parade Grounds	#1	#9 Florida	W, 28-24
Jan. 7, 2008	New Orleans, La.	#2	#1 Ohio State	W, 38-24
Sept. 20, 2008	Auburn, Ala.	#6	#9 Auburn	W, 26-21
Nov. 8, 2008	Baton Rouge • Old Front Nine	#15	#1 Alabama	L, 27-21 (OT)
Oct. 10, 2009	Baton Rouge • Parade Grounds	#4	#1 Florida	L, 13-3
Sept. 4, 2010	Atlanta, Ga.	#21	#18 North Carolina	W, 30-24
Sept. 3, 2011	Arlington, Texas	#4	#3 Oregon	W, 40-27
Sept. 24, 2011	Morgantown, W. Va.	#2	#16 West Virginia	W, 47-21
Nov. 5, 2011	Tuscaloosa, Ala.	#1	#2 Alabama	W, 9-6 (OT)
Dec. 3, 2011	Atlanta, Ga.	#1	#12 Georgia	W, 42-10
Jan. 9, 2012	New Orleans, La.	#1	#2 Alabama	L, 21-0
Nov. 3, 2012	Baton Rouge • Parade Grounds	#5	#1 Alabama	L, 21-17
Sept. 28, 2013	Athens, Ga.	#6	#9 Georgia	L, 44-41
Nov. 9, 2013	Tuscaloosa, Ala.	#10	#1 Alabama	L, 38-17
Oct. 25, 2014	Baton Rouge • Parade Grounds	#24	#3 Ole Miss	W, 10-7
Nov. 7, 2015	Tuscaloosa, Ala.	#4	#7 Alabama	L, 30-16
Sept. 3, 2016	Green Bay, Wisconsin	#5	Wisconsin	L, 16-14
Nov. 5, 2016	Baton Rouge • Quad	#15	#1 Alabama	L, 10-0

Appearances: 26

Overall Record: 15-11

Times Hosted: 11

Home Record: 6-5

Alabama: 0-4

Florida: 2-1

Georgia: 1-0

Oregon State: 1-0

Virginia Tech: 1-0

Ole Miss: 1-0

Road Appearances: 8

Road Record: 4-4

Alabama: 2-2

Auburn: 1-0

Florida: 0-1

Georgia: 0-1

West Virginia: 1-0

Neutral Site Appearances: 7

Neutral Record: 5-2

Alabama: 0-1

Georgia: 1-0

North Carolina: 1-0

Ohio State: 1-0

Oklahoma: 1-0

Oregon: 1-0

Wisconsin: 0-1



NATIONAL AWARD WINNERS

LSU has produced 14 national individual award winners. During the past seven seasons, Tiger players have combined to claim five individual trophies. LSU has recently been the proud home of the National Defensive Player of the Year. Prior to five-straight Pro Bowl seasons in the NFL, Patrick Peterson took home two trophies in 2010. A year later, Tyrann Mathieu captured the Bednarik Award, giving LSU more Bednarik Award winners than any school in SEC history.



PATRICK PETERSON

2010 NATIONAL DEFENSIVE PLAYER OF THE YEAR
2010 BEDNARIK AWARD WINNER
2010 THORPE AWARD WINNER



Peterson officially received the Thorpe Award at a banquet in Oklahoma City in February 2011.



ODELL BECKHAM JR.

2013 HORNUNG AWARD WINNER

Odell Beckham Jr. became the first LSU player to win the Paul Hornung Award in 2013. The award is presented to college football's most versatile player.



LSU's Elite College Football Hardware

MORRIS CLAIBORNE



LSU is one of only two schools to win the Thorpe Award in consecutive seasons as Morris Claiborne took home the honor as the

TYRANN MATHIEU



Tyrann Mathieu was the 2011 National Defensive Player of the Year after capturing the Bednarik Award. Mathieu became the first LSU football player to be invited to New York City as a Heisman Trophy finalist since 1977.



OUTLAND TROPHY
Glenn Dorsey 2007



LOMBARDI AWARD
Glenn Dorsey 2007



BEDNARIK AWARD
Tyrann Mathieu 2011
Patrick Peterson 2010



MANNING AWARD
JaMarcus Russell 2006



RIMINGTON TROPHY
Ben Wilkerson 2004



CAMPBELL TROPHY
Rudy Niswanger 2005



THORPE AWARD
Morris Claiborne 2011



BILETNIKOFF AWARD
Josh Reed 2001



HORNUNG AWARD
Odell Beckham Jr. 2013



HEISMAN TROPHY
Billy Cannon 1959



LOTT TROPHY
Glenn Dorsey 2007



NAGURSKI TROPHY
Glenn Dorsey 2007



NATIONAL COACH OF THE YEAR
Les Miles 2011
Nick Saban 2003
Jerry Stovall 1982
Charles McClendon 1970
Paul Dietzel 1958



Billy Cannon

1959 HEISMAN TROPHY WINNER
Billy Cannon, alongside then-Vice President Richard Nixon, with the Heisman Trophy.



Glenn Dorsey

Glenn Dorsey became the most decorated defender in LSU history when he won the Outland Trophy, Lombardi Award, Nagurski Trophy and Lott Trophy in 2007.



3 Odell Beckham Jr.

WR/RS

After shattering the LSU single-season record for all-purpose yards, wide receiver/return specialist Odell Beckham Jr. won the 2013 Paul Hornung Award that is presented annually to college football's most versatile player.

Beckham Jr. turned in arguably the most explosive season in LSU football history, racking up 2,315 all-purpose yards to break Domanick Davis' school record of 2,120 yards set in 2002. The 2,315 all-purpose yards also rank as the second-highest total in SEC history.

In the 2013 season Beckham Jr. caught 59 passes for 1,152 yards and eight touchdowns. He also recorded the second-most kick return yardage in LSU history with 845 yards on 32 returns. Beckham Jr. added 18 punt returns for 160 yards. In week 2 against UAB, he returned a missed field goal 100 yards for a touchdown.

After his junior season, Beckham Jr. earned First-Team All-America recognition as a kick returner by the Football Writers Association of America, and he was also a First-Team selection as an all-purpose player by CBSSports.com.

In addition, the SEC coaches voted Beckham Jr. as a First-Team All-SEC member as an all-purpose player and as a return specialist.

Beckham Jr. finished his career with 4,118 all-purpose yards, including 2,340 receiving and 1,044 in kickoff returns. He went on to be selected 12th overall in the first round of the 2014 NFL Draft by the New York Giants.



2013 HORNUNG AWARD WINNER

BECKHAM JR.'S HONORS

2013

- Hornung Award Winner – Nation's Most Versatile Player (Louisville Sports Commission)
- First-Team All-American Kick Returner (Football Writers Association of America)
- First-Team All-American All-Purpose (CBSSports.com)
- Second-Team All-American All-Purpose (Sports Illustrated)
- First-Team All-SEC All-Purpose (AP, SEC Coaches)

- First-Team All-SEC Return Specialist (SEC Coaches)
- First-Team All-SEC Wide Receiver (Athlon)
- First-Team All-SEC Kick Returner (Sporting News)
- SEC Special Teams Player of the Week (vs. UAB)

2012

- SEC Special Teams Player of the Week (vs. Ole Miss)

2011

- SEC Coaches' All-Freshman Team
- SEC Freshman of the Week (vs. Mississippi State)

BECKHAM JR.'S CAREER OFFENSIVE STATISTICS


YEAR	RECEIVING		RUSHING		ATT.	YDS.		TD
	G-GS	REC.	YDS.	TD		YDS.	TD	
2011 Fr.	14-9	41	475	2	2	19	0	
2012 So.	13-12	43	713	2	0	0	0	
2013 Jr.	13-13	59	1,152	8	5	58	0	
TOTALS	39-34	143	2,340	12	7	77	0	

BECKHAM JR.'S CAREER RETURN STATISTICS

YEAR	KICKOFF RETURNS			PUNT RETURNS			YDS.	AVG.	TD	LG
	NO.	YDS.	AVG.	TD	LG	NO.				
2011 Fr.	5	120	24.0	0	34	9	77	8.6	0	36
2012 So.	5	79	15.8	0	34	35	320	9.1	2	89 (TD)
2013 Jr.	32	845	26.4	0	82	18	160	8.9	0	60
TOTALS	42	1,044	24.6	0	82	62	557	9.0	2	89 (TD)

BECKHAM JR.'S CAREER ALL-PURPOSE STATISTICS

YEAR	RUSH	REC.	PUNT RET.	KO RET.	MISC.	TOTAL	AVG./GM.
2011 Fr.	19	475	77	120	0	691	49.4
2012 So.	0	713	320	79	0	1,112	85.5
2013 Jr.	58	1,152	160	845	100	2,315	178.1
TOTALS	77	2,340	557	1,044	100	4,118	105.6



17

Morris Claiborne

CB

Morris Claiborne cemented his legacy as one of the top cornerbacks in LSU history after he wrapped up a stellar career in 2011. As a junior, Claiborne took home the prestigious Jim Thorpe Award that annually goes to the nation's top defensive back, becoming the second straight LSU player to earn the award after Patrick Peterson claimed the honor in 2010.

Widely recognized as one of the top defensive players in the nation as a junior, the Shreveport, La., native earned unanimous consensus All-America honors when he led LSU to a 13-1 record, SEC title and a spot in the national championship game. Claiborne led the nation in interception return yards with 173 on six interceptions, and he showed his athleticism and playmaking ability by scoring two touchdowns in 2011 – one on a pivotal 99-yard kickoff return at

West Virginia and one on a 45-yard INT return that cemented LSU's SEC championship game victory over Georgia.

In addition to earning All-America honors, Claiborne was named the SEC Defensive Player of the Year by the SEC coaches in 2011, and he also earned First-Team All-SEC recognition and finished as a Nagurski Award finalist. Following his outstanding junior season, Claiborne was chosen with the sixth overall selection in the 2012 NFL Draft by the Dallas Cowboys.

Claiborne ended his career with 95 tackles, 12 pass breakups and 11 interceptions, ranking inside the LSU top 10 in career interceptions and interception return yards.



2011 THORPE AWARD WINNER

CLAIBORNE'S HONORS

2011

- Thorpe Award Winner – Nation's Most Outstanding Defensive Back (Jim Thorpe Association)
- First-Team All-American (unanimous consensus)
- SEC Defensive Player of the Year (SEC Coaches)
- First-Team All-SEC (Coaches, AP)
- Nagurski Trophy Finalist
- Walter Camp National Defensive Player of the Week (vs. Mississippi State)

2010

- Second-Team All-SEC (AP, Coaches)

CLAIBORNE'S CAREER RETURN STATISTICS

YEAR	KICKOFF RETURNS					PUNT RETURNS				
	NO.	YDS.	AVG.	TD	LG	NO.	YDS.	AVG.	TD	LG
2009 Fr.	0	0	--	0	--	0	0	--	0	--
2010 So.	2	57	28.50	32	0	0	0	--	0	--
2011 Jr.	22	552	25.11	99 (TD)	0	0	0	--	0	--
TOTALS	24	609	25.41	99 (TD)	0	0	0	--	0	--

CLAIBORNE'S DEFENSIVE CAREER STATISTICS

YEAR	G-GS	UT	AT	TT	TFL	SACKS	INT	PBU	QBH	FR	FF
2009 Fr.	7-0	3	4	7	0-0	0	0	0	0	0-0	0
2010 So.	12-12	19	18	37	1-0-4	0	5-101	6	1	1-0	0
2011 Jr.	14-14	32	19	51	1-0-1	0	6-173	6	1	0-0	0
TOTALS	33-26	54	41	95	2-0-5	0	11-274	12	2	1-0	0



7

Tyrann Mathieu

CB/RS

An outstanding player with tremendous heart and talent, Tyrann Mathieu collected the 2011 Bednarik Award, an honor given annually to the nation's top defensive player. Gifted with some of the best pure football instincts ever seen in an LSU uniform, the cornerback/return specialist became LSU's first Heisman Trophy finalist to travel to New York City since Charles Alexander in 1977.

In two seasons at LSU, the New Orleans, La., native created a total of 14 turnovers in 26 career games while shattering the school record with 11 forced fumbles, a figure that is tied for the SEC record and ranks seventh in NCAA history.

In 2011, Mathieu helped LSU finish with a 13-1 record, an SEC title and a berth in the national championship game as he led the team with 76 total tackles, led the nation with five fumble recoveries and finished fourth nationally in punt return average at 15.6 yards per return.

Mathieu was a consensus All-American as a sophomore at cornerback and return specialist. He finished his career accumulating 133 total tackles, 16 tackles for loss, 16 pass breakups, 11 forced fumbles, eight fumble recoveries, six sacks, four interceptions and four touchdowns – two on punt returns and two on fumble returns. He was taken in the third round with the No. 69 overall pick in the 2013 NFL Draft by the Arizona Cardinals, joining former teammate Patrick Peterson.



2011 BEDNARIK AWARD WINNER

MATHIEU'S HONORS

2011

- Bednarik Award Winner – Defensive Player of the Year (Maxwell Football Club)
- Heisman Memorial Trophy Finalist
- Walter Camp National Player of the Year Finalist
- First-Team All-American at Cornerback (consensus)
- First-Team All-American at Return Specialist (CBSSports.com, Rivals.com, SI.com)
- National Defensive Player of the Year (FoxSportsNext.com, Rivals.com)
- SEC Defensive Player of the Year (AP)
- First-Team All-SEC (SEC Coaches, AP)
- SEC Championship Game Most Valuable Player
- Walter Camp National Defensive Player of the Week (Sept. 24 at West Virginia, Nov. 25 vs. Arkansas)
- SEC Defensive Player of the Week (Sept. 3 vs. Oregon, Nov. 25 vs. Arkansas)
- Rivals.com National and SEC Player of the Week (Nov. 25 vs. Arkansas)
- Jim Thorpe Defensive Back of the Week (Sept. 3 vs. Oregon)
- Rivals.com SEC Player of the Week (Sept. 3 vs. Oregon)

2010

- First-Team Freshman All-America (Football Writers, Rivals.com)
- Cotton Bowl Defensive Most Outstanding Player

MATHIEU'S CAREER RETURN STATISTICS

YEAR	KICKOFF RETURNS					PUNT RETURNS				
	NO.	YDS.	AVG.	TD	LG	NO.	YDS.	AVG.	TD	LG
2010 Fr.	0	0	--	0	--	0	0	--	0	--
2011 So.	0	0	--	0	--	27	421	15.6	2	92 (TD)
TOTALS	0	0	--	0	--	27	421	15.6	2	92 (TD)

MATHIEU'S CAREER DEFENSIVE STATISTICS

YEAR	G-GS	UT	AT	TT	TFL	SACKS	INT	PBU	QBH	FR	FF
2010 Fr.	13-1	34	23	57	8.5-45		4.5-38	2-0	7	1	3-13
2011 So.	13-13	59	17	76	7.5-45		1.5-10	2-16	9	3	5-39
TOTALS	26-14	93	40	133	16.0-90		6.0-48	4-16	16	4	8-52



7

Patrick Peterson

CB/RS



2010 BEDNARIK AWARD WINNER



2010 THORPE AWARD WINNER

One of the most dynamic athletes in school history, Patrick Peterson established himself as the premiere defensive back as well as one of the top return specialists in the country in 2010. Peterson captured the Chuck Bednarik Award given annually to the nation's top defender, and he also received the Jim Thorpe Award as the country's top defensive back. He became the first player in LSU history to win those two prestigious awards.

Peterson earned consensus First Team All-America recognition, and he also became the first player in conference history to earn both the Southeastern Conference Defensive Player of the Year and SEC Special Teams Player of the Year honors. A three-year starter for the Tigers, he was selected fifth overall by the Arizona Cardinals after his junior season.

Peterson played in 39 career games with 30 starts on defense, and he racked up 135 total tackles, 22 pass breakups and seven interceptions. In just one season as a return specialist, Peterson set the school record for kickoff return yards with 932 on 32 returns, and he led the

PETERSON'S HONORS

2010

- Bednarik Award Winner – Defensive Player of the Year (Maxwell Football Club)
- Thorpe Award Winner – Nation's Most Outstanding Defensive Back (Jim Thorpe Association)
- Lott IMPACT Trophy Finalist
- Nagurski Trophy Finalist
- First-Team All-American (consensus)
- SEC Defensive Player of the Year (SEC Coaches)
- SEC Special Teams Player of the Year (SEC Coaches)
- First-Team All-SEC (SEC Coaches, AP)
- First-Team All-SEC Special Teams (SEC Coaches)
- Second-Team All-SEC All-Purpose (AP)
- SEC Special Teams Player of the Week (Sept. 4 vs. North Carolina, Sept. 25 vs. West Virginia)
- Lott IMPACT Player of the Week (Sept. 4 vs. North Carolina, Nov. 6 vs. Alabama)

- Hornung Award Versatile Performance (Sept. 4 vs. North Carolina)
- Jim Thorpe Award Player of the Week (Sept. 18 vs. Mississippi State)

2009

- Second-Team All-American (Sporting News)
- First-Team All-SEC (ESPN)
- Second-Team All-SEC (AP, Coaches)

PETERSON'S CAREER RETURN STATISTICS

YEAR	KICKOFF RETURNS				PUNT RETURNS			
	NO.	YDS.	AVG.	TD	NO.	YDS.	AVG.	TD
2008 Fr.	0	0	--	0	0	0	--	0
2009 So.	0	0	--	0	0	0	--	0
2010 Jr.	32	932	29.10	55	26	418	16.1	2 87 (TD)
TOTALS	32	932	29.10	55	26	418	16.1	2 87

PETERSON'S CAREER DEFENSIVE STATISTICS

YEAR	G-GS	UT	AT	TT	TFL	SACKS	INT	PBU	QBH	FR	FF
2008 Fr.	13-4	32	9	41	1.5-7	0	1-0	3	1	0	1
2009 So.	13-13	43	9	52	0-0	0	2-37	13	0	1-0	0
2010 Jr.	13-13	29	13	42	1.5-5	0	4-134	6	1	0	0
TOTALS	39-30	104	31	135	3.0-12	0	7-171	22	2		



72

Glenn Dorsey

DT



2007 OUTLAND TROPHY WINNER



2007 LOMBARDI AWARD WINNER



2007 NAGURSKI AWARD WINNER



2007 LOTT TROPHY WINNER

Glenn Dorsey became the most decorated defender in school history as he won four national awards on his way to leading LSU to the national title. As a senior, Dorsey captured the Lombardi, Outland, Nagurski, and Lott Awards, becoming the first player in LSU history to win any of these honors.

A tremendous team leader, Dorsey was also named the SEC Defensive Player of the Year in 2007 as well as earning first-team All-America honors for a second straight season. Dorsey, who opted to return to LSU for his senior season despite being projected as a first-round NFL Draft pick following his junior campaign, was taken with the fifth overall pick in the 2008 NFL Draft.

He finished his career playing in 52 games, starting 31 times. For his career, Dorsey registered 179 tackles, 27 tackles for loss and 13 sacks.

DORSEY'S HONORS

2007

- Nagurski Award Winner – Outstanding Defensive Player (Charlotte Touchdown Club)
- Lombardi Award Winner – Nation's Lineman of the Year (Rotary Club of Houston)
- Outland Trophy Winner – Outstanding Interior Lineman (Greater Omaha Sports Committee)
- Lott Award Winner – Defensive IMPACT Player of the Year (The Pacific Club IMPACT Foundation)
- Bednarik Award Finalist
- First-Team All-American (consensus)
- SEC Defensive Player of the Year (SEC Coaches, AP)
- First-Team All-SEC (SEC Coaches, AP)
- SEC Defensive Lineman of the Week (Sept. 22 vs. South Carolina)
- SEC Defensive Player of the Week (Nov. 3 vs. Alabama)
- SEC Community Service Team Player of the Week (Nov. 3 vs. Alabama)

2006

- First-Team All-American (AP, AFCA, CBSSportsline.com, SI.com, Rivals.com)
- First-Team All-SEC (AP, SEC Coaches)
- SEC Defensive Lineman of the Week (Sept. 9 vs. Arizona)
- SEC Defensive Lineman of the Week (Sept. 16 vs. Auburn)
- First-Team All-American (AP, AFCA, CBSSportsline.com, SI.com, Rivals.com)
- First-Team All-SEC (AP, SEC Coaches)
- SEC Defensive Lineman of the Week (Sept. 9 vs. Arizona)
- SEC Defensive Lineman of the Week (Sept. 16 vs. Auburn)

DORSEY'S CAREER STATISTICS

YEAR	G-GS	UT	AT	TT	TFL	SACKS	INT	PBU	QBH	FR	FF
2004 Fr.	12-3	6	12	18	2-4	0	0	1	1	1-0	0
2005 So.	13-1	16	12	28	4-24	3-23	0	0	1	0	0
2006 Jr.	13-13	22	42	64	8.5-42	3-25	0	0	1	0	0
2007 Sr.	14-14	43	26	69	12.5-53	7-45	0	4	4	0	1
TOTALS	52-31	87	92	179	27-123	13-93	0	5	7	1-0	1



2

JaMarcus Russell

QB

JaMarcus Russell capped a magnificent LSU career by winning the Manning Award as the nation's top quarterback at the completion of the 2006 season. Russell went on to be selected with the No. 1 overall pick in the 2007 NFL Draft by the Oakland Raiders. He joined Billy Cannon in 1960 as the only football players in school history to be selected with the first overall pick in the NFL Draft.

Russell completed his LSU career as one of the top quarterbacks in school history as he posted a 25-4 overall mark as a starter, which included an 11-2 record as a junior in 2006. He finished his career ranked among the top five in every career passing category kept at LSU, including No. 2 all-time in completion percentage (61.9) and TD passes (52). He also ranks third in completions (493), passing yards (6,625), and total offense (6,704) and fourth in attempts (797).

A first-team All-SEC pick in 2006, Russell tied the school-record for TD passes with 28 during his junior season and set the school's single-season mark for completions (232) and completion percentage (67.8). He was the first quarterback in school history to lead the Tigers to at least 10 wins in back-to-back seasons.

RUSSELL'S HONORS

2006

- No. 1 overall pick in 2007 NFL Draft by Oakland Raiders
- Manning Award Winner (Sugar Bowl Committee)
- Allstate Sugar Bowl Most Valuable Player
- First Team All-SEC (AP, SEC Coaches)
- SEC Offensive Player of the Week (Sept. 30 vs. Mississippi State)
- SEC Offensive Player of the Week (Oct. 14 vs. Kentucky)
- SEC Offensive Player of the Week (Nov. 4 vs. Tennessee)

2005

- SEC Player of the Year (Columbus (Ohio) Touchdown Club)
- SEC Player of the Week (Oct. 8 vs. Vanderbilt)




2006 MANNING AWARD WINNER



RUSSELL'S CAREER STATS

YEAR	G-GS	PASSING		YDS.	TD	LG	RUSHING		TD	LG
		ATT.	COMP.-INT.				ATT.	YDS.		
2004 Fr.	11-4	144	73-4	1,053	9	42	26	-41	1	13
2005 So.	12-12	311	188-9	2,443	15	50	61	-22	2	22
2006 Jr.	13-13	342	232-8	3,129	28	58	52	142	1	34
TOTALS	36-29	797	493-21	6,625	52	58	139	79	4	34



64

Rudy Niswanger

C

By picking up national awards in the Campbell Trophy and the Wuerffel Trophy, along with being named the SEC Scholar-Athlete of Year in football and McWhorter Scholar-Athlete Award, center Rudy Niswanger became the most decorated student-athlete in school history.

Niswanger is the first player in LSU history to be named the recipient of the Campbell Trophy, known as the Academic Heisman. An award that goes to the top student-athlete in all divisions of college football, the Campbell Trophy carries a \$25,000 post-graduate scholarship.

In addition, Niswanger became the inaugural recipient of the Wuerffel Trophy, which goes to the college football player who best combines exemplary community service with outstanding academic and athletic achievement. The award is named after former Heisman Trophy winner Danny Wuerffel, who led the Florida Gators to the 1996 national championship. Niswanger capped his career with the Tigers by being named the recipient of the McWhorter Award, which goes to the top student-athlete in the SEC.

Niswanger, who opted to return to LSU for his senior season of football in 2005, graduated with a 4.0 grade point average in kinesiology with emphasis on pre-medicine. He graduated with honors, receiving the University Medal as well as graduating Summa Cum Laude. Niswanger was accepted to LSU Medical School in Shreveport after scoring a 33 on the MCAT, which placed him among the top eight percent in the nation.

NISWANGER'S HONORS

2005

- Campbell Trophy "Academic Heisman" Recipient (National Football Foundation)
- Wuerffel Trophy Recipient (All Sports Foundation)
- McWhorter Award Recipient as SEC Scholar-Athlete of the Year
- SEC Football Scholar-Athlete of the Year (SEC Coaches)
- National Football Foundation National Scholar-Athlete
- First-Team Academic All-America (CoSIDA)
- CBS Scholar-Athlete of the Week (vs. Florida, vs. Alabama)
- Second-Team All-SEC (SEC Coaches, AP)

2004

- First-Team Academic All-America (CoSIDA)
- First-Team Academic All-District (CoSIDA)
- CBS Scholar-Athlete of the Week (Nov. 26 vs. Arkansas)
- SEC Academic Honor Roll

2003

- SEC Academic Honor Roll

2002

- SEC Academic Honor Roll



2005 CAMPBELL TROPHY WINNER



2005 WUERFFEL TROPHY WINNER

2005 MCWHORTER SCHOLAR-ATHLETE





55

Ben Wilkerson

C

Ben Wilkerson put together one of the best careers for a center in LSU history, leading the Tigers to a 33-8 mark in 41 starts at the position during his four years. During his career with the Tigers, Wilkerson helped lead LSU to a pair of SEC Championships as well as the 2003 BCS National Championship.

Wilkerson, a native of Hemphill, Texas, had his career cut short as a senior, suffering a knee injury during the eighth week of the season. Despite the injury, Wilkerson still went on to be named the co-recipient, along with David Baas of Michigan, of the Rimington Trophy in 2004, which goes annually to college football's top center. In addition, Wilkerson was named a First-Team All-American by the American Football Coaches Association and The Sporting News even though he missed LSU's final four games of the season.

Wilkerson graduated with a degree in general studies in May of 2005. He served as a graduate assistant on the LSU staff during the 2011 season.

WILKERSON'S HONORS

2004

- Rimington Trophy Winner
- First-Team All-American (American Football Coaches Association, The Sporting News)
- Second-Team All-American (Walter Camp)
- First-Team All-SEC (AP, SEC Coaches, Collegefootballnews.com)
- SEC Good Works Team

2003

- Rimington Trophy Finalist
- Second-Team All-American (Associated Press, Sporting News)
- First-Team All-SEC (AP, ESPN.com)
- SEC Academic Honor Roll

2001

- Freshman All-SEC (Knoxville News-Sentinel, Coaches)
- Second-Team Freshman All-American (The Sporting News)



2004 RIMINGTON AWARD WINNER



25

Josh Reed

WR

When one thinks of some of the finest players in the history of the Southeastern Conference, Josh Reed's name is included on that list. Reed, who is one of the most decorated players in school history, virtually re-wrote both the LSU and SEC receiving record books despite playing only 28 games at wide receiver.

Originally signed out of Rayne (La.) High School as a tailback, Reed moved to wide receiver in week 9 of the 1999 season out of a necessity. The results were immediate as he caught five passes for 100 yards against Houston in just his second game at the position.

A year later, in 2000, Reed earned first-team All-SEC honors after catching 65 passes for 1,127 yards and 10 touchdowns for the 8-4 Tigers. His 102.5 yards receiving a contest led the SEC, and he ranked second in the league with just under six catches a game.

Reed put together the finest year for a receiver in SEC history in 2001 as he shattered the league's single-season yardage mark with 1,740 yards on a school-record 94 catches. Reed set a pair of league marks in a 35-21 road victory over Alabama as he hauled in 19 passes for 293 yards and a touchdown. He capped his record-setting career in grand fashion, setting a pair of Sugar Bowl records with 14 receptions for 239 yards and two touchdowns in leading the Tigers to a 47-34 victory over Illinois.

At the conclusion of his junior season, Reed was named the winner of the Biletnikoff Award, which is presented annually to the nation's top collegiate receiver. Reed was drafted with the fourth pick of the second round of the 2002 NFL Draft by the Buffalo Bills.



2001 BILETNIKOFF AWARD WINNER



REED'S HONORS

2001

- Biletnikoff Award Winner
- First-Team All American (Walter Camp, AP, Football Writers Association, CNN.com, ABC Sports online, Collegefootballnews.com, The Sporting News)
- Second-Team All American (Football News)
- All-Bowl Team (Sports Illustrated)
- First Team All-SEC (AP, SEC Coaches)
- SEC Offensive Player of the Week (Nov. 4 vs. Alabama)
- National Player of the Week (Nov. 4 - The Sporting News)

2000

- First-Team All-SEC (AP, SEC Coaches)

REED'S CAREER STATS (REGULAR SEASON)

YEAR	G-GS	RECEIVING			RUSHING		
		REC.	YDS.	TD	ATT.	YDS.	TD
1999 Fr.	8-0	8	134	0	6	58	1
2000 So.	11-3	65	1,127	10	1	-2	0
2001 Jr.	12-12	94	1,740	7	2	7	0
TOTALS	31-15	167	3,001	17	9	63	1



20

Billy Cannon

HB



1959 HEISMAN TROPHY WINNER

Even by today's standards Billy Cannon was a rare athlete, combining sprinter speed with brute strength. Cannon could consistently run a 9.5 in the 100-yard dash and, at 6-1, 210 pounds, he had the size to overpower his opponents as well as outrun them. In 1957, he was an immediate standout as a sophomore, offensively and defensively.

As a junior, Cannon was the driving force behind the Fighting Tigers as they carved out a perfect season and captured the 1958 national championship. He passed for a touchdown and kicked the extra point in LSU's 7-0 win over Clemson in the Sugar Bowl and earned MVP honors.

Cannon's most memorable performance came in 1959 against Ole Miss. Top-ranked LSU trailed the third-ranked Rebels 3-0 early in the fourth quarter, when Cannon fielded a punt at the LSU 11-yard-line and broke seven tackles on his way to paydirt. LSU won the contest 7-3. Considered one of the best collegiate backs of his era, Cannon was awarded the Heisman Trophy at the conclusion of the 1959 season. In 2008, the legendary Cannon was inducted into the National Football Foundation Hall of Fame.



Billy Cannon was presented with the 1959 Heisman Trophy by then Vice President Richard Nixon.

CANNON'S CAREER STATS

1959

	NO.	YDS.	AVG.
Rice	15	66	4.4
TCU	9	35	3.9
Baylor	8	73	9.1
Miami	17	90	5.3
Kentucky	11	11	1.0
Florida	15	55	3.7
Ole Miss	12	48	4.0
Tennessee	22	122	5.5
Mississippi State	16	32	2.0
Tulane	14	66	4.7
Totals	139	598	4.3
Ole Miss (Sugar Bowl)	6	8	1.3

1958

	NO.	YDS.	AVG.
Rice	9	53	5.9
Alabama	12	86	7.2
Hardin-Simmons	11	83	7.5
Miami	9	34	3.8
Kentucky	12	108	9.0
Florida	15	61	4.1
Ole Miss	11	34	3.1
Duke	8	53	6.6
Mississippi State	13	57	4.4
Tulane	15	117	7.8
Totals	115	686	5.9
Clemson (Sugar Bowl)	13	51	3.9

1957

	NO.	YDS.	AVG.
Rice	6	71	11.8
Alabama	8	140	17.5
Texas Tech	13	36	2.8
Georgia Tech	17	98	5.8
Kentucky	11	70	6.4
Florida	11	22	2.0
Vanderbilt	11	46	4.2
Ole Miss	3	5	1.7
Mississippi State	11	27	2.5
Tulane	14	68	4.8
TOTALS	105	583	5.5

CANNON'S HONORS

1959

- Heisman Trophy Winner (Downtown Athletic Club of New York)
- AP Player of the Year
- UPI Player of the Year
- The Sporting News Player of the Year
- All-American (Consensus)
- Outstanding College Player (Columbus (Ohio) Touchdown Club)
- Walter Camp Memorial Trophy (Washington, D.C., TD Club)
- College Back of the Year (Los Angeles Times)
- AP Back of the Year
- UPI Back of the Year
- SEC Player of the Year (Nashville Banner)
- SEC Player of the Year (Atlanta Touchdown Club)
- SEC Player of the Year (Birmingham Touchdown Club)
- All-SEC (AP and UPI)

1958

- UPI Player of the Year
- The Sporting News Player of the Year
- Outstanding College Player (Columbus (Ohio) Touchdown Club)
- AP Back of the Year
- UPI Back of the Year
- All-American (consensus)
- SEC Player of the Year (Nashville Banner)
- SEC Back of the Year (Atlanta Touchdown Club)
- SEC Back of the Year (Birmingham Touchdown Club)
- All-SEC (AP and UPI)
- Louisiana VFW Award (Louisiana Outstanding Athlete)

1957

- Second-Team All-SEC (UPI)
- All-SEC Sophomore Team

CANNON'S CAREER STATISTICS

	RUSHING			RECEIVING				PASSING					PUNT RETURNS			KICKOFF RETURNS		
	ATT	YDS.	AVG.	TD	REC.	YDS.	TD	ATT.	CMP.	HI	YDS.	TD	NO.	YDS.	TD	NO.	YDS.	TD
1957 So.	105	583	5.5	4	11	199	1	16	7	1	84	0	7	39	0	11	343	1
1958 Jr.	115	686	5.9	10	9	162	1	4	3	0	14	0	9	89	0	3	82	0
1959 Sr.	139	598	4.3	5	11	161	0	6	2	2	20	0	15	221	1	8	191	0
TOTALS	359	1867	5.2	19	31	522	2	26	12	3	118	0	31	349	1	22	616	1

Punting: 111 for 37.8 average • Pass Interceptions: 7 for 165 return yards, one TD • Scoring: 24 TDs, four one-point conversions, three two-point conversions, 154 total points



Les Miles was named the 2011 SEC Coach of the Year.



Glenn Dorsey was the 2007 SEC Defensive Player of the Year.

SEC AWARDS

SEC MOST VALUABLE PLAYER

(Selected annually by The Nashville Banner)

1939 Ken Kavanaugh, Sr., E
1958 Billy Cannon, HB
1959 Billy Cannon, HB
1962 Jerry Stovall, HB
1977 Charles Alexander, TB
1987 Wendell Davis, SE

SEC MOST VALUABLE PLAYER

(Selected annually by the Birmingham Quarterback Club)

1954 Sid Fournet, OG
1957 Jimmy Taylor, FB
1958 Billy Cannon, HB
1962 Jerry Stovall, HB
1976 Terry Robiskie, RB

SEC PLAYER OF THE YEAR

(Selected annually by the Atlanta Touchdown Club)

1957 Jimmy Taylor, FB
1958 Billy Cannon, HB
1961 Roy "Moonie" Winston, G
1962 Jerry Stovall, HB

SEC DEFENSIVE MVP

(Selected annually by the Knoxville News-Sentinel)

1985 Michael Brooks, OLB

SEC DEFENSIVE PLAYER OF THE YEAR

(Selected annually by the SEC Head Coaches)

2003 Chad Lavalais, DT
2007 Glenn Dorsey, DT
2010 Patrick Peterson, CB
2011 Morris Claiborne, DB

SEC DEFENSIVE PLAYER OF THE YEAR

(Selected annually by the Associated Press)

2007 Glenn Dorsey, DT

SEC SPECIAL TEAMS PLAYER OF THE YEAR

(Selected by the SEC Head Coaches)

2005 Skyler Green
2010 Patrick Peterson

JACOBS AWARD (OUTSTANDING SEC BLOCKER)

(Selected annually by the SEC Head Coaches)

1936 Bill May, QB/FB
1958 J.W. Brodnax, FB/HB
1978 Robert Dugas, OT
1997 Alan Faneca, OG
2009 Ciron Black, OT
2014 La'el Collins, OT

SEC DEFENSIVE LINEMAN OF THE YEAR

(Selected annually by the Atlanta Touchdown Club)

1982 Ramsey Dardar, NG

SEC SENIOR PLAYER OF THE YEAR

(Selected annually by the Birmingham Touchdown Club)

1987 Wendell Davis, SE

SEC FRESHMAN OF THE YEAR

(Selected annually by the Knoxville News-Sentinel)

1986 Tommy Hodson, QB
1995 Kevin Faulk, TB (Offense),
Anthony McFarland, DT (Defense)
1996 Mark Roman, FS (Defense)

SEC ROOKIE OF THE YEAR

(Selected annually by the Florida Times Union)

1986 Tommy Hodson, QB

SEC COACH OF THE YEAR

1949 Gaynell Tinsley (Nashville Banner)
1958 Paul Dietzel (Nashville Banner)
1969 Charles McClendon (Nashville Banner)
1970 Charles McClendon (Nashville Banner)
1984 Bill Arnsparger (Nashville Banner)
1986 Bill Arnsparger (Nashville Banner,
Birmingham News)
2001 Nick Saban (Birmingham News)
2003 Nick Saban (Associated Press)
2011 Les Miles (Associated Press, SEC Coaches)

SEC CHAMPIONSHIP GAME MOST VALUABLE PLAYER

2001 Matt Mauck
2003 Justin Vincent
2007 Ryan Perrilloux
2011 Tyrann Mathieu

AS SELECTED BY SEC OFFICE SINCE 1985

1985

Oct. 11	QB	Jeff Wickersham (Offense) vs. Florida
Oct. 18	LB	Michael Brooks (Defense) vs. Kentucky
Nov. 16	LB	Michael Brooks (Defense) vs. Mississippi State
Nov. 23	QB	Jeff Wickersham (Offense) vs. Notre Dame
	LB	Ron Sancho (Defense) vs. Notre Dame
	DE	Henry Thomas (Defense) vs. Notre Dame

1986

Sept. 13	LB	Michael Brooks (Defense) vs. Texas A&M
Oct. 4	S	Greg Jackson (Defense) vs. Florida
Oct. 11	LB	Toby Caston (Defense) vs. Georgia
Oct. 26	WR	Wendell Davis (Offense) vs. North Carolina
Nov. 8	S	Greg Jackson (Defense) vs. Alabama
Nov. 15	QB	Tommy Hodson (Offense) vs. Mississippi State
Nov. 22	QB	Tommy Hodson (Offense) vs. Notre Dame
	WR	Wendell Davis (Offense) vs. Notre Dame

1987

Oct. 10	LB	Ron Sancho (Defense) vs. Georgia
Oct. 17	QB	Tommy Hodson (Offense) vs. Kentucky
Oct. 31	WR	Wendell Davis (Offense) vs. Ole Miss
Nov. 21	RB	Harvey Williams (Offense) vs. Tulane

1988

Sept. 3	LB	Ron Sancho (Defense) vs. Texas A&M
Sept. 27	LSU	Team (Defense) vs. Tennessee
Oct. 29	RB	Eddie Fuller (Offense) vs. Ole Miss

1989

Oct. 14	LB	Oliver Lawrence (Defense) vs. Auburn
Oct. 28	QB	Tommy Hodson (Offense) vs. Tennessee
Nov. 4	QB	Tommy Hodson (Offense) vs. Ole Miss
Nov. 25	QB	Tommy Hodson (Offense) vs. Tulane

1990

Sept. 8	LB	Mike Hewitt (Defense) vs. Georgia
Sept. 29	WR	Todd Kinchen (Offense) vs. Texas A&M
	DB	Derriel McCorvey (Defense) vs. Texas A&M
Oct. 20	RB	Harvey Williams (Offense) vs. Kentucky

1991

Sept. 21	LB	Ricardo Washington (Defense) vs. Vanderbilt
Nov. 16	WR	Todd Kinchen (Offense) vs. Mississippi State

1992

None

1993

Nov. 6	DB	Ivory Hilliard (Defense) vs. Alabama
--------	----	--------------------------------------

1994

None

1995

Nov. 11	RB	Kevin Faulk (Offense) vs. Ole Miss
Nov. 18	DE	Gabe Northern (Defense) vs. Arkansas

1996

Sept. 7	RB	Kevin Faulk (Offense) vs. Houston
Nov. 30	RB	Kevin Faulk (Offense) vs. Arkansas

1997

Oct. 11	CB	Cedric Donaldson (Defense) vs. Florida
Nov. 8	DT	Chuck Wiley (Defense) vs. Alabama

1998

Sept. 19	QB	Herb Tyler (Offense) vs. Auburn
Oct. 24	RB	Kevin Faulk (Offense) vs. Mississippi State

1999

Nov. 27	QB	Rohan Davey (Offense) vs. Arkansas
---------	----	------------------------------------

2000

Sept. 30	QB	Rohan Davey (Offense) vs. Tennessee
Oct. 21	RB	LaBrandon Toefield (Offense) vs. Mississippi St.
Nov. 2	QB	Josh Booty (Offense) vs. Alabama

2001

Oct. 20	LB	Trev Faulk (Defense) vs. Mississippi State
Nov. 3	WR	Josh Reed (Offense) vs. Alabama
Nov. 24	RB	LaBrandon Toefield (Offense) vs. Arkansas
Dec. 1	DE	Jarvis Green (Defense) vs. Auburn

2002

Sept. 14	PK	John Corbello (Special Teams) vs. Miami (Ohio)
Oct. 12	CB	Corey Webster (Defense) vs. Florida
Oct. 19	CB	Demetrius Hookfin (Defense) vs. South Carolina
Nov. 9	WR	Devery Henderson (Offense) vs. Kentucky
Nov. 23	QB	Marcus Randall (Offense) vs. Ole Miss

2003

Sept. 20	CB	Corey Webster (Defense) vs. Georgia
Oct. 25	DT	Chad Lavalais (Defense) vs. Auburn
Nov. 22	DT	Chad Lavalais (Defense) vs. Ole Miss
Nov. 28	QB	Matt Mauck (Offense) vs. Arkansas

2004

Sept. 25	CB	Corey Webster (Defense) vs. Mississippi State
Oct. 9	QB	Marcus Randall (Offense) vs. Florida
Oct. 30	DT	Claude Wroten (Defensive Lineman) vs. Vanderbilt
Nov. 13	DE	Marcus Spears (Defensive Lineman) vs. Alabama
Nov. 20	RB	Alley Broussard (Offense) vs. Ole Miss
Nov. 26	DE	Marcus Spears (Defensive Lineman) vs. Arkansas
	PK	Chris Jackson (Special Teams) vs. Arkansas

2005

Sept. 10	DT	Claude Wroten (Defensive Lineman) vs. Arizona St.
Oct. 1	WR	Skyler Green (Special Teams) vs. Mississippi State
Oct. 8	QB	JaMarcus Russell (Offense) vs. Vanderbilt
Oct. 15	LB	Ali Highsmith (Defense) vs. Florida
Oct. 22	DT	Claude Wroten (Defensive Lineman) vs. Auburn
Nov. 12	DT	Kyle Williams (Defense) vs. Alabama
Nov. 19	PK	Chris Jackson (Special Teams) vs. Ole Miss
Nov. 25	DE	Melvin Oliver (Defensive Lineman) vs. Arkansas

2006

Sept. 9	DT	Glenn Dorsey (Defensive Lineman) vs. Arizona
Sept. 16	DT	Glenn Dorsey (Defensive Lineman) vs. Auburn
Sept. 23	DE	Chase Pittman (Defensive Lineman) vs. Tulane
Sept. 30	QB	JaMarcus Russell (Offense) vs. Mississippi State
Oct. 14	QB	JaMarcus Russell (Offense) vs. Kentucky
Oct. 21	WR	Dwayne Bowe (Offense) vs. Fresno State
Nov. 4	QB	JaMarcus Russell (Offense) vs. Tennessee
Nov. 11	DE	Tyson Jackson (Defensive Lineman) vs. Alabama
Nov. 24	RS	Trindon Holliday (Special Teams) vs. Arkansas

2007

Sept. 8	DE	Kirston Pittman (Defensive Lineman) vs. Virginia Tech
Sept. 22	DT	Glenn Dorsey (Defensive Lineman) vs. South Carolina
Oct. 6	RB	Jacob Hester (Offense) vs. Florida
Oct. 20	QB	Matt Flynn (Offense) vs. Auburn
Nov. 3	DT	Glenn Dorsey (Defense) vs. Alabama
Nov. 17	S	Craig Steltz (Defense) vs. Ole Miss
	RS	Trindon Holliday (Special Teams) vs. Ole Miss

2008

Sept. 13	RS	Trindon Holliday (Special Teams) vs. North Texas
Sept. 20	RB	Charles Scott (Offense) vs. Auburn
Sept. 27	QB	Jarrett Lee (Freshman) vs. Mississippi State
Oct. 18	DE	Tyson Jackson (Defensive Lineman) vs. South Carolina

2009

Sept. 14	DE	Rahim Alem (Defense) vs. Vanderbilt
Sept. 28	S	Chad Jones (Special Teams) vs. Mississippi State
Oct. 5	RB	Charles Scott (Offense) vs. Georgia
Oct. 26	LB	Harry Coleman (Defense) vs. Auburn
Nov. 30	PK	Josh Jasper (Special Teams) vs. Arkansas

2010

Sept. 4	CB	Patrick Peterson (Special Teams) vs. North Carolina
Sept. 11	DT	Drake Nevis (Defensive Lineman) vs. Vanderbilt
Sept. 18	DT	Drake Nevis (Defensive Lineman) vs. Mississippi St.
	PK	Josh Jasper (Special Teams) vs. Mississippi St.
Sept. 25	CB	Patrick Peterson (Special Teams) vs. West Virginia
Oct. 2	RB	Stevan Ridley (Offense) vs. Tennessee
Oct. 9	DT	Drake Nevis (Defensive Lineman) vs. Florida
Nov. 6	LB	Kelvin Sheppard (Defense) vs. Alabama
	DT	Drake Nevis (Defensive Lineman) vs. Alabama
Nov. 20	QB	Jordan Jefferson (Offense) vs. Ole Miss
	PK	Josh Jasper (Special Teams) vs. Ole Miss

2011

Sept. 3	DB	Tyrann Mathieu (Defense) vs. Oregon
Sept. 15	WR	Odell Beckham Jr. (Freshman) vs. Mississippi State
	DT	Bennie Logan (Defensive Lineman) vs. Mississippi St.
Sept. 24	P	Brad Wing (Special Teams) vs. West Virginia
Oct. 1	DE	Sam Montgomery (Defensive Lineman) vs. Kentucky
Oct. 8	OG	Will Blackwell (Offensive Lineman) vs. Florida
Oct. 15	OT	Chris Faulk (Offensive Lineman) vs. Tennessee
Oct. 22	DE	Barkevious Mingo (Defensive Lineman) vs. Auburn
	P	Brad Wing (Special Teams) vs. Auburn
Nov. 5	S	Eric Reid (Defense) vs. Alabama
	DE	Sam Montgomery (Defensive Lineman) vs. Alabama
Nov. 19	CB	Ron Brooks (Defense) vs. Ole Miss
	OG	Will Blackwell (Offensive Lineman) vs. Ole Miss
Nov. 25	DB	Tyrann Mathieu (Defense) vs. Arkansas
	RB	Kenny Hilliard (Freshman) vs. Arkansas

2012

Sept. 8	DE	Sam Montgomery (Def. Lineman) vs. Washington
	S	Jalen Mills (Freshman) vs. Washington
Sept. 22	DE	Sam Montgomery (Defense) vs. Auburn
Oct. 6	LB	Kevin Minter (Defense) vs. Florida
Oct. 13	DE	Sam Montgomery (Def. Lineman) vs. S. Carolina
	RB	Jeremy Hill (Freshman) vs. South Carolina
Oct. 20	LB	Kevin Minter (Defense) vs. Texas A&M
Nov. 10	S	Craig Loston (Defense) vs. Mississippi State
Nov. 17	WR	Odell Beckham Jr. (Special Teams) vs. Ole Miss
	C	P.J. Loneragan (Offensive Lineman) vs. Ole Miss

2013

Aug. 31	OT	La'el Collins (Offensive Lineman) vs. TCU
Sept. 7	WR	Odell Beckham Jr. (Special Teams) vs. UAB
Sept. 14	DT	Ego Ferguson (Defense) vs. Kent State
Sept. 21	RB	Jeremy Hill (Offense) vs. Auburn
Oct. 5	QB	Zach Mettenberger (Offense) vs. Mississippi State
Oct. 12	DE	Danielle Hunter (Defensive Lineman) vs. Florida
Nov. 23	RB	Terrence Magee (Offense) vs. Texas A&M

2014

Sept. 27	QB	Brandon Harris (Freshman) vs. New Mexico State
Oct. 11	OG	Odell Alexander (Offensive Lineman) vs. Florida
	RB	Leonard Fournette (Freshman) vs. Florida
Oct. 25	RB	Leonard Fournette (Freshman) vs. Ole Miss
	LB	Kendell Beckwith (Defense) vs. Ole Miss
Nov. 27	RB	Leonard Fournette (Freshman) vs. Texas A&M


2015

Sept. 12	RB	Leonard Fournette (Offense) vs. Mississippi State
	C	Ethan Pocic (Offensive Lineman) vs. Mississippi St.
Sept. 19	RB	Leonard Fournette (Offense) vs. Auburn
	OT	Vadal Alexander (Offensive Lineman) vs. Auburn
Sept. 26	RB	Leonard Fournette (Offense) vs. Syracuse
Oct. 10	C	Ethan Pocic (Offensive Lineman) vs. South Carolina
	RB	Derrius Guice (Freshman) vs. South Carolina
Oct. 17	OT	Vadal Alexander (Offensive Lineman) vs. Florida
	DE	Lewis Neal (Defense) vs. Florida
Nov. 28	LB	Deion Jones (Defense) vs. Texas A&M
	DE	Arden Key (Freshman) vs. Texas A&M

2016

Sept. 10	DB	Tre'Davious White (Special Teams) vs. Jacksonville St.
Sept. 17	DE	Arden Key (Defensive Lineman) vs. Miss. St.
	P	Josh Growden (Co-Special Teams) vs. Miss. St.
Oct. 1	RB	Derrius Guice (Offense) vs. Missouri
	C	Ethan Pocic (Offensive Lineman) vs. Missouri
Oct. 22	RB	Leonard Fournette (Offense) vs. Ole Miss
	C	Ethan Pocic (Offensive Lineman) vs. Ole Miss
Nov. 5	DE	Lewis Neal (Defensive Lineman) vs. Alabama
Nov. 12	RB	Derrius Guice (Offense) vs. Arkansas
	C	Ethan Pocic (Offensive Lineman) vs. Arkansas
Nov. 24	RB	Derrius Guice (Offense) vs. Texas A&M

LSU has been the home of some of college football's greatest players. A total of 72 LSU players have earned the distinction of first-team All-America in the 123-year history of the program. Gaynell Tinsley was the first All-American in school history after earning the recognition as an end in 1935. Tommy Casanova, arguably the most versatile player in school history, is LSU's only three-time first-team All-American.



JIMMY TAYLOR
1957

Jimmy Taylor and Billy Cannon were the faces of LSU's successful teams of the 1950s. Taylor,

who went on to a legendary pro career with the Green Bay Packers, was the first fullback in LSU history to earn All-America honors. Cannon, now a member of the National Football Foundation College Hall of Fame, was the national player of the year in 1958 and 1959.



BILLY CANNON
1958, 1959

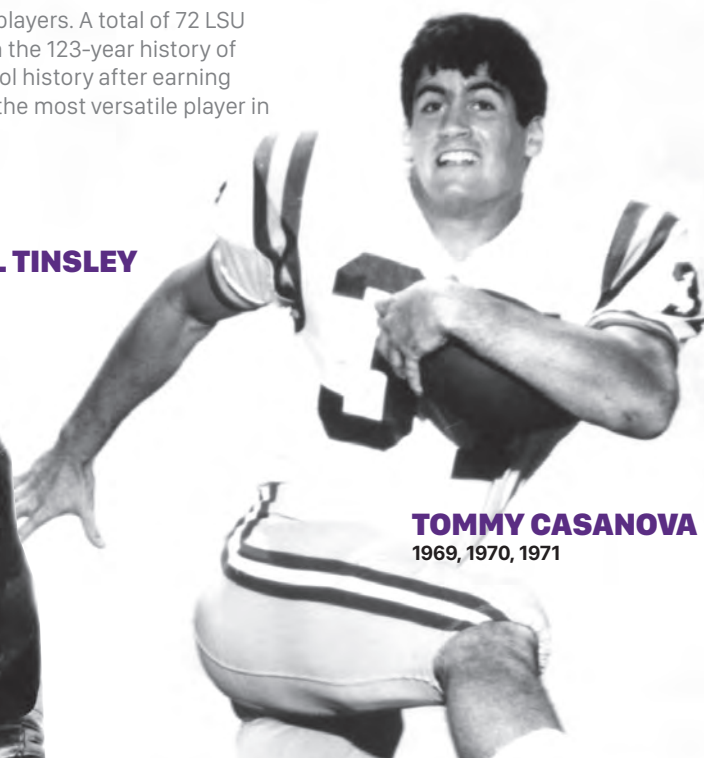
GAYNELL TINSLEY

1935, 1936



TOMMY CASANOVA

1969, 1970, 1971



FIRST-TEAM ALL-AMERICANS BY POSITION

QUARTERBACK

Bert Jones, 1972

HALFBACK

Billy Cannon, 1958, 1959
Jerry Stovall, 1962
Charles Alexander, 1977, 1978
Leonard Fournette, 2015
Derrius Gulce, 2016

FULLBACK

Jimmy Taylor, 1957

WIDE RECEIVER

Eric Martin, 1983
Wendell Davis, 1986, 1987
Josh Reed, 2001

TIGHT END

Ken Kavanaugh, Sr., 1939
Doug Moreau, 1965
David LaFleur, 1996

OFFENSIVE LINEMEN

Fred Miller, 1962
Billy Truax, 1963
Remi Prudhomme, 1964
George Rice, 1965
Tyler LaFauci, 1973
Robert Dugas, 1978
Lance Smith, 1984
Alan Faneca, 1997
Stephen Peterman, 2003
Herman Johnson, 2008
Will Blackwell, 2011

CENTER

Marvin "Moose" Stewart, 1935, 1936
George Tarasovic, 1951
Max Fugler, 1958
Nacho Albergamo, 1987
Todd McClure, 1998
Ben Wilkerson, 2004
Ethan Pocic, 2016

END

Gaynell "Gus" Tinsley, 1935, 1936 (both sides)

TACKLE

Sid Fournet, 1954 (both sides)

DEFENSIVE LINEMEN

Roy "Moonie" Winston, 1961
John Garlington, 1967
Ronnie Estay, 1971
Anthony McFarland, 1998
Chad Lavalais, 2003
Marcus Spears, 2004
Kyle Williams, 2005
Claude Wroten, 2005
Glenn Dorsey, 2006, 2007
Drake Nevis, 2010
Sam Montgomery, 2011

LINEBACKER

George Bevan, 1969
Mike Anderson, 1970
Warren Capone, 1972, 1973
Albert Richardson, 1982
Michael Brooks, 1985
Bradie James, 2002

Ali Highsmith, 2007
Kevin Minter, 2012

CORNERBACK

Tommy Casanova, 1969, 1970, 1971
Mike Williams, 1974
James Britt, 1982
Corey Webster, 2003, 2004
Patrick Peterson, 2010
Morris Claiborne, 2011
Tyrann Mathieu, 2011
Tre'Davious White, 2016

SAFETY

Greg Jackson, 1988
LaRon Landry, 2006
Craig Steltz, 2007
Eric Reid, 2012
Jalen Mills, 2015
Jamal Adams, 2016

PUNTER

Chad Kessler, 1997
Brad Wing, 2011

KICKER

Josh Jasper, 2010

RETURN SPECIALIST

Kevin Faulk, 1996
Skyler Green, 2003, 2005
Odell Beckham Jr., 2013

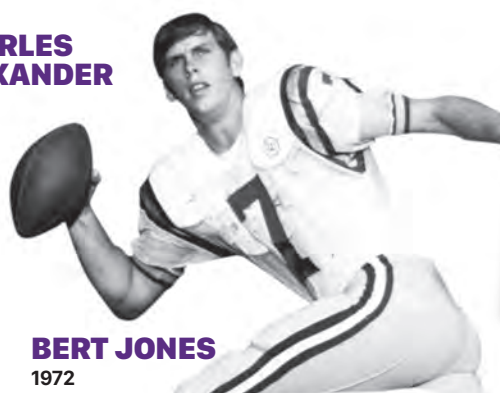
CHARLES ALEXANDER

1977
1978



BERT JONES

1972



WENDELL DAVIS

1986, 1987

PATRICK PETERSON 2010

Patrick Peterson began a streak of three cornerback All-Americans from LSU in two seasons.



MORRIS CLAIBORNE 2011

ERIC REID 2012

In 2012, Eric Reid became the fifth safety in LSU history to be named a first-team All-American.

GLENN DORSEY 2006, 2007

Glenn Dorsey was a unanimous All-America selection at defensive tackle during the 2007 national



JOSH REED 2001



KEVIN FAULK 1996

Wendell Davis, Kevin Faulk and Josh Reed all impacted the SEC record books during their careers. Reed holds the league record for single-season receiving yards per game (145.0), while Davis ranks sixth in SEC annals in that category (113.1). Faulk remains the SEC's all-time leader in career all-purpose yards (6,833).



FIRST-TEAM ALL-AMERICANS BY YEAR

1935

Gaynell "Gus" Tinsley, end
Marvin "Moose" Stewart, center

1936

Gaynell "Gus" Tinsley, end
Marvin "Moose" Stewart, center

1939

Ken Kavanaugh, Sr., end

1951

George Tarasovic, center

1954

Sid Fournet, tackle

1957

Jimmy Taylor, fullback

1958

Billy Cannon, halfback
Max Fugler, center

1959

Billy Cannon, halfback

1961

Roy "Moonie" Winston, guard

1962

Fred Miller, tackle
Jerry Stovall, halfback

1963

Billy Truax, end

1964

Remi Prudhomme, tackle

1965

Doug Moreau, split end
George Rice, tackle

1967

John Garlington, end

1969

George Bevan, linebacker
Tommy Casanova, cornerback

1970

Tommy Casanova, cornerback
Mike Anderson, linebacker

1971

Tommy Casanova, cornerback
Ronnie Estay, tackle

1972

Bert Jones, quarterback
Warren Capone, linebacker

1973

Warren Capone, linebacker
Tyler LaFauci, guard

1974

Mike Williams, cornerback

1977

Charles Alexander, tailback

1978

Charles Alexander, tailback
Robert Dugas, offensive tackle

1982

James Britt, cornerback
Albert Richardson, linebacker

1983

Eric Martin, split end

1984

Lance Smith, offensive tackle

1985

Michael Brooks, linebacker

1986

Wendell Davis, split end

1987

Wendell Davis, split end
Nacho Albergamo, center

1988

Greg Jackson, safety

1996

Kevin Faulk, all-purpose
David LaFleur, tight end

1997

Alan Faneca, offensive guard
Chad Kessler, punter

1998

Todd McClure, center
Anthony McFarland, noseguard

2001

Josh Reed, wide receiver

2002

Bradie James, linebacker

2003

Stephen Peterman, offensive guard
Chad Lavalais, defensive tackle
Skyler Green, return specialist
Corey Webster, cornerback

2004

Corey Webster, cornerback
Marcus Spears, defensive end
Ben Wilkerson, center

2005

Skyler Green, return specialist
Kyle Williams, defensive tackle
Claude Wroten, defensive tackle
2006
LaRon Landry, free safety
Glenn Dorsey, defensive tackle

2007

Glenn Dorsey, defensive tackle
Ali Highsmith, linebacker
Craig Steltz, safety

2008

Herman Johnson, offensive guard

2010

Patrick Peterson, cornerback
Josh Jasper, placekicker
Drake Nevis, defensive tackle

2011

Will Blackwell, offensive guard
Morris Claiborne, cornerback
Tyrann Mathieu, cornerback
Sam Montgomery, defensive end
Brad Wing, punter

2012

Kevin Minter, linebacker
Eric Reid, safety

2013

Odell Beckham Jr., return specialist

2015

Leonard Fournette, running back
Jalen Mills, safety

2016

Jamal Adams, safety
Ethan Pocic, center
Tre'Davious White, cornerback



In 2011, Tyrann Mathieu and Morris Claiborne became the first cornerback tandem from the same team to earn Associated Press All-America honors in the same season.

FIRST-TEAM ALL-AMERICANS

A

Jamal Adams, safety, 2016
 Nacho Albergamo, center, 1987
 Charles Alexander, tailback, 1977, 1978
 Mike Anderson, linebacker, 1970

B

Odell Beckham Jr., return specialist, 2013
 George Bevan, linebacker, 1969
 Will Blackwell, offensive guard, 2011
 James Britt, cornerback, 1982
 Michael Brooks, linebacker, 1985

C

Billy Cannon, halfback, 1958, 1959
 Warren Capone, linebacker, 1972, 1973
 Tommy Casanova, safety, 1969, 1970, 1971
 Morris Claiborne, cornerback, 2011

D

Wendell Davis, split end, 1986, 1987
 Glenn Dorsey, defensive tackle, 2006, 2007
 Robert Dugas, offensive tackle, 1978

E

Ronnie Estay, tackle, 1971

F

Alan Faneca, offensive guard, 1997
 Kevin Faulk, all-purpose, 1996
 Sid Fournet, tackle, 1954
 Leonard Fournette, running back, 2015
 Max Fugler, center, 1958

G

John Garlington, end, 1967
 Skyler Green, return specialist, 2003, 2005
 Derrius Guice, running back, 2016

H

Ali Highsmith, linebacker, 2007

J

Greg Jackson, safety, 1988
 Bradie James, linebacker, 2002
 Josh Jasper, place kicker, 2010
 Herman Johnson, offensive guard, 2008
 Bert Jones, quarterback, 1972

K

Ken Kavanaugh Sr., end, 1939
 Chad Kessler, punter, 1997

L

Tyler LaFauci, guard, 1973
 David LaFleur, tight end, 1996
 LaRon Landry, safety, 2006
 Chad Lavalais, defensive tackle, 2003

M

Tyrann Mathieu, cornerback, 2011
 Todd McClure, center, 1998
 Anthony McFarland, nose guard, 1998
 Eric Martin, split end, 1983
 Fred Miller, tackle, 1962
 Jalen Mills, safety, 2015
 Kevin Minter, linebacker, 2012
 Doug Moreau, end, 1965
 Sam Montgomery, defensive end, 2011

N

Drake Nevis, defensive tackle, 2010

P

Patrick Peterson, cornerback, 2010
 Ethan Pocic, center, 2016
 Remi Prudhomme, tackle, 1964
 Stephen Peterman, guard, 2003

R

Josh Reed, wide receiver, 2001
 Eric Reid, safety, 2012
 George Rice, tackle, 1965
 Albert Richardson, linebacker, 1982

S

Lance Smith, offensive tackle, 1984
 Marcus Spears, defensive end, 2004
 Marvin "Moose" Stewart, center, 1935, 1936
 Craig Steltz, safety, 2007
 Jerry Stovall, halfback, 1962

T

George Tarasovic, center, 1951
 Jimmy Taylor, fullback, 1957
 Gaynell "Gus" Tinsley, end, 1935, 1936
 Billy Truax, end, 1963

W

Corey Webster, cornerback, 2003, 2004
 Tre'Davious White, cornerback, 2016
 Ben Wilkerson, center, 2004
 Kyle Williams, defensive tackle, 2005
 Mike Williams, cornerback, 1974
 Brad Wing, punter, 2011
 Roy "Moonie" Winston, guard, 1961
 Claude Wroten, defensive tackle, 2005

**Ken Kavanaugh, Sr.**

End - 1939

Associated Press

A standout receiver for the Tigers from 1937-39, Ken Kavanaugh, Sr., was selected as an All-American by the Associated Press and finished seventh in the Heisman balloting during his senior season. A two-time AP first-team All-SEC selection (1938-39), Kavanaugh was known for scoring all four touchdowns in the Tigers' 28-7 victory over Holy Cross in 1939. He went on to an outstanding professional career with the New York Giants, where he continued with the organization as a scout after his playing career. A superb athlete, Kavanaugh also enjoyed a brief stint in baseball's professional ranks after lettering on the diamond at LSU. His son, Ken, Jr., lettered at LSU from 1969-71 as a receiver on the football team.

**George Tarasovic**

Center - 1951

National Editorial Alliance


George Tarasovic was a junior college transfer who, although playing and lettering only one year at LSU, was named both an All-America and All-SEC selection that season. An all-around athlete in high school, Tarasovic's college career was abbreviated because of military service during the Korean War. However, after returning from the service Tarasovic resumed his playing career at the professional level where he saw over a dozen years of action in the NFL and AFL.

**Sid Fournet**

Tackle - 1954

Associated Press, UPI, Look, Football Writers Association of America, National Editorial Alliance, Williamson, INS

An extremely durable performer, Sid Fournet played guard and tackle on both sides of the ball. Earning All-America distinction in 1954, Fournet was credited with seeing action in 83 percent of the Tigers' total plays that season. Also a two-time first-team All-SEC selection, he was honored by both AP and UPI in 1953 and 1954.

**Jimmy Taylor**

Fullback - 1957

Football Writers Association of America-Look

Viewed as one of the most complete football players to have ever played the game, Jimmy Taylor was named a All-American by the Football Writers Association of America-Look in 1957. Voted the MVP of the 1958 Senior Bowl, he went on to a legendary pro career with the Green Bay Packers (1958-66) and New Orleans Saints (1967) and was later inducted into the Pro Football Hall of Fame in 1976. Taylor is also a member of the Louisiana Sports Hall of Fame and the LSU Athletics Hall of Fame.

**Billy Cannon**

Halfback - 1958, 1959

1959 Heisman Trophy

Associated Press (1958-59), UPI (1958-59), National Editorial Alliance (1958-59), Central Press (1958-59), American Football Coaches Association (1958-59), The Sporting News (1958-59), Football Writers Association of America-Look (1958-59), New York Daily News (1958-59), NBC (1958-59), Time (1958), Leahy (1958), Hearst (1959).

The greatest football player ever to don the Purple and Gold, Billy Cannon was awarded the Heisman Trophy in 1959. He was given virtually every honor that could be bestowed on an individual, including All-America accolades in 1958 and 1959. Cannon was considered almost as valuable on defense as he was on offense. His 89-yard punt return in 1959 against Ole Miss has become a gridiron legend, but few remember that he and Warren Rabb stuffed Ole Miss at the goal line of a fourth and inches to preserve the dramatic 7-3 victory. A three-year letterwinner for the Tigers (1957-59), he was also a two-time first-team All-SEC selection (1958-59).

**Max Fugler**

Center - 1958

Football Writers Association of America-Look, NBC

A bulwark for the White Team, Max Fugler was instrumental in the Tigers' 1958 national championship run. Named an All-American by the Football Writers Association of America-Look and NBC that same year, he was heralded as an outstanding blocker on offense and incomparable down lineman on defense. His defensive work was exemplified by the number of goal line and fourth down stands the Tigers had during the glory years of 1958 and 1959. He was also named a first-team All-SEC selection by UPI in 1958.

**Roy (Moonie) Winston**

Guard - 1961

Associated Press, UPI, National Editorial Alliance, Central Press, Football Writers Association of America Look, Kodak/American Football Coaches Association, New York Daily News, The Sporting News, Time

A 1961 All-America selection at guard, Roy (Moonie) Winston excelled on defense with a strong initial charge, plus speed and agility. Soft-spoken, Winston was a born leader that was elected by his teammates as the Tigers' team captain in 1961.

Winston also earned first-team All-SEC honors from the AP and UPI that same year. In addition, he played on LSU's SEC champion baseball team in the early 1960's before enjoying a brilliant NFL career in Minnesota.

**Gaynell (Gus) Tinsley**

End - 1935, 1936

Associated Press

The Tigers' first consensus All-American, Gaynell (Gus) Tinsley was a unanimous selection in both 1935 and 1936. He played both ways as an end and led LSU to two SEC titles and three Sugar Bowl appearances. After earning three letters with the Tigers from 1934-36, he went on to a successful NFL career where he was twice named an All-Pro selection while playing for the Chicago Cardinals. Tinsley later returned to LSU where he served as the Tigers' head coach from 1948-54.

During the 1949 season he led LSU to an 8-2-0 season that included wins over the Southern, Southeastern and Southwest Conference champions and a Sugar Bowl tilt versus Oklahoma. He was a charter member of the LSU Athletics Hall of Fame.

**Marvin (Moose) Stewart**

Center - 1935, 1936

Helms Foundation

A three-year letterwinner for the Tigers (1934-36), Marvin (Moose) Stewart was selected to the Helms Foundation All-American team in 1935. Later named an All-SEC selection by the Associated Press in 1936, he helped the Tigers to back-to-back SEC titles in 1935 and 1936. Stewart was a charter member of the LSU Athletics Hall of Fame.



Fred Miller

Tackle - 1962

All America Organization

A stellar lineman for the great LSU teams of the early 1960s, Fred Miller originally signed with Tulane after finishing at Homer High School, but he found out he was one English credit short, so he was bound for Texas A&M until Paul Dietzel sold his family on LSU. He played alongside Moonie Winston in 1961 and was a blocker for Heisman runner-up Jerry Stovall in 1962. In his three seasons, LSU played in two bowls, the Orange (25-7 over Colorado) and Cotton (13-0 over Texas). He was

drafted by the Colts and later earned All-Pro honors. He is a member of LSU's Modern Day Team of the Century.



Jerry Stovall

Halfback - 1962

Associated Press, UPI, National Editorial Alliance, Central Press, Football Writers Association of America Look, Kodak/American Football Coaches Association, New York Daily News, The Sporting News, Time, CBS Ironically, Jerry Stovall was the last recruit signed by LSU after he graduated from high school. Once with the Tigers he earned All-America accolades and finished second in the 1962 Heisman Trophy balloting. Also a two-time All-SEC selection, Stovall went on to play nine seasons with the St. Louis Cardinals before becoming an assistant coach at South Carolina. He later returned to LSU as assistant coach

and was named head coach after the tragic death of Bo Rein in 1980. He took LSU to the 1983 Orange Bowl and was named National Coach of the Year by the Walter Camp Football Foundation after the 1982 season.



Billy Truax

End - 1963

Football News

Billy Truax was an excellent blocker, but LSU's offense in that era was geared towards the run and, consequently, his talents as a pass receiver were never exploited. Football News honored him as an All-American in 1963, the same year the UPI recognized him as a first-team all-conference honoree. Truax's son, Chris, was an offensive lineman at LSU from 1988-91.



Remi Prudhomme

Tackle - 1964

National Editorial Alliance, New York Daily News, Football News

A stalwart of the Chinese Bandits, Remi Prudhomme was an unusually strong player. His size and weight made him unique and his aggressive temperament was ideal for the role in which he was cast. Named a 1964 All-American by the National Editorial Alliance, the New York Daily News and the Football News, he also garnered all-conference honors from the UPI. Prudhomme went on to a brilliant pro career with the Buffalo Bills, Kansas City Chiefs and New Orleans Saints.



Doug Moreau

Split End - 1965

Football News

Doug Moreau's pass-catching ability was heralded, but his place kicking had to be recognized. In his junior season, his talented toe was responsible for the first two victories of the year, a 9-6 win over the Texas Aggies and 3-0 victory against Rice. The AP named him a first-team All-SEC pick in 1964 before he earned All-America honors from the Football News in 1965. Moreau went on to play professional ball with the Miami Dolphins, earned a law degree and served as a district judge in Baton Rouge. He currently serves as the color analyst for the LSU Sports Radio Network.



George Rice

Tackle - 1965

Time, The Sporting News

A local lad, George Rice's prowess in high school overlapped three sports: football, basketball and track. Extremely powerful, his specialty in track was the shot put. On the gridiron he was a devastating blocker and tackler who played in three bowl games during his career. Rice was named a first-team All-SEC selection by UPI in 1964 and an All-American by Time and The Sporting News a year later. He participated in the Hula Bowl and went on to a long, successful career in the NFL before returning to LSU as a graduate assistant.



John Garlington

End - 1967

Kodak/American Football Coaches Association

An incredible athlete whose talents typified his play and teamwork, John Garlington had excellent speed and lateral pursuit. Opponents were timid when it came to attacking his side of the defensive line. Even with his size, he was a speed merchant. In the 1966 Rice encounter, Garlington picked off an errant pass and returned it 42 yards for a touchdown. A 1967 Kodak/AFCA All-American, he was also a two-time first-team All-SEC selection (1966 and 1967).



George Bevan

Linebacker - 1969

Football Writers Association of America-Look, Kodak/American Football Coaches Association

Possibly the finest all-around linebacker ever to play at LSU, George Bevan's size had absolutely nothing to do with his desire, competitiveness, leadership and commitment. In the first game of his junior year, he injured his Achilles tendon to such an extent that he underwent several surgeries and spent 32 months on crutches. There was little hope he would ever play football again, but by the summer of 1969, his determination had earned him a starting role. Although Bevan

had many notable moments, his blocked extra point against Auburn in the classic 21-20 victory by LSU had to be his crowning achievement. He was named both an All-America and All-SEC (AP and UPI) selection in 1969. Bevan earned his law degree from LSU.



Tommy Casanova

Cornerback - 1969, 1970, 1971

Associated Press (1969-70), Kodak/American Football Coaches Association (1969-70), UPI (1971), Central Press (1971), Football Writers Association of America (1971), Walter Camp (1971), Football News (1971), Time (1971)

Versatility personified might be the best description of the myriad talents of Tommy Casanova. During his three-year LSU career, he played offense and defense, returned punts and kickoffs, and did everything except handle the water cart. A fearless competitor, he led the team by example through three brilliant seasons and entered immortality as a result of his actions, both on and off the field. A three-time

All-American, Casanova is one of just six three-time All-SEC performers in LSU history (1969-70-71).

Following his collegiate career, Casanova played several seasons with the Cincinnati Bengals while pursuing his medical degree. He is now in an ophthalmologist in his hometown of Crowley, La.



Mike Anderson

Linebacker - 1970

Associated Press, UPI, Central Press, Football Writers Association of America-Look, Kodak/American Football Coaches Association, Football News, Time

Mike Anderson started every game during his three years as a linebacker at LSU. In fact, he was the second of three straight All-America linebackers produced by the Tigers: George Bevan in 1969; Anderson in 1970; and Warren Capone in 1973. Anderson was noted for one great play -- at Auburn in 1970, LSU was leading 17-9, the Plainsmen had the ball, fourth and one inch and 6-2, 225-pound fullback

Wallace Clark drove for the TD. Anderson met him head-on short of pay dirt and his feat became that of which legends are made. Named an All-American in 1970, he was also recognized as a first-team All-SEC pick by the AP and UPI that same year.



Ronnie Estay

Tackle - 1971

Kodak/American Football Coaches Association

One of the quickest defensive linemen ever to play at LSU, Ronnie Estay, a true Cajun, anchored a defense that allowed the fewest yards in the nation. During his junior year, he tackled both quarterbacks Pat Sullivan of Auburn and Archie Manning of Ole Miss for safeties. In 1971, he was recognized as a Kodak/AFCA All-American as well as a first-team All-SEC selection by the AP and UPI.



Bert Jones

Quarterback - 1972

UPI, National Editorial Alliance, Kodak/American Football Coaches Association, Time, The Sporting News

Bert Jones possessed as strong an arm as any quarterback in college history. He finished fourth in the balloting for the 1972 Heisman Trophy, won an SEC title as a sophomore and played in three bowl games while compiling a 26-6-1 career mark. He started only two games prior to the next-to-last game of his junior season, but started every one after that. Jones' most notable feats came against Notre Dame in 1971 (28-8), and Ole Miss in 1972 when, with time expired, he threw a touchdown

pass to Brad Davis for the 17-16 LSU victory. A 1972 All-American and first-team All-SEC selection, he was the first pick in the 1973 NFL Draft by the Baltimore Colts.



Warren Capone

Linebacker - 1972, 1973

Football Writers Association of America (1972-73), Kodak/American Football Coaches Association (1973)

Warren Capone was another in the long line of Baton Rouge natives who starred at LSU. He played in the Sun, Bluebonnet and Orange Bowls during his years as a starting linebacker. For his efforts, he was named an All-American in 1972 and 1973 as well as first-team All-SEC by the AP in 1972 and both the AP and UPI in 1973. Capone played for Birmingham in the World Football League and the Dallas Cowboys in the Super Bowl. He is the past president of the National "L" Club.



Tyler LaFauci

Guard - 1973

Associated Press, National Editorial Alliance, Walter Camp
During Tyler LaFauci's three-year career, LSU compiled a 27-8-1 mark and participated in three bowl games: Sun, Bluebonnet and Orange. His lack of height didn't inhibit his determination and competitiveness as he excelled both as a pass blocker and a pulling blocker. A 1973 All-American, he was also a first-team All-SEC pick as voted on by the AP and UPI that year. Also a brilliant student, LaFauci went on to postgraduate work and earned a physical therapist degree, a profession he practices in Baton Rouge.



Mike Williams

Cornerback - 1974

Kodak/American Football Coaches Association, The Sporting News, Time
Feisty, aggressive, determined and unyielding; those were the adjectives that best described the play of Mike Williams. Named Sports Illustrated's Back-of-the-Week for his play against Kentucky in 1973, he was also named an All-American by Kodak/AFA, The Sporting News and Time during the 1974 season.



Charles Alexander

Tailback - 1977, 1978

UPI (1977), Kodak/American Football Coaches Association (1977-78), Football Writers Association of America (1977-78), Walter Camp (1977-78), The Sporting News (1978), National Editorial Alliance (1978)

At the end of a stellar career that included a pair of All-America and All-SEC (AP and UPI) honors, Charles Alexander's name sat atop nine SEC categories, tied for another conference mark and topped 27 LSU records. In two bowl games, he was responsible for 330 yards. Alexander still holds the school records for most rushes in a game (43), most yards in a season (1686) and most yards gained per game in a season (153.3). He was drafted in the first round by Cincinnati and played in the Super Bowl. Alexander was selected to the College Football Hall of Fame in 2012.



Robert Dugas

Offensive Tackle - 1978

Football News

Suffice it to say, Robert Dugas' academic prowess surpassed his athletic ability, which was considerable. He was a member of the self-named "Root Hogs" which cleared the way for many of Charles Alexander's record setting performances. Dugas was named to the Football News' All-America team in 1978, the CoSIDA Academic All-America Team in 1977 and to All-SEC teams both in 1977 and 1978.



James Britt

Cornerback - 1982

National Editorial Alliance

After three seasons, James Britt appeared ready to blossom. But in the second game of the 1981 season against Notre Dame, he intercepted a pass to set up a field goal, and a few minutes later, a broken arm ended his year. He went on to have an outstanding senior season in 1982 that was capped with All-America honors from the National Editorial Alliance. Britt was a second-round pick by the Atlanta Falcons and played there several years before entering a successful business career in the Georgia capital. Named an Academic All-American by CoSIDA in 1982, he was also a first-team All-SEC pick by the AP in 1982.



Albert Richardson

Linebacker - 1982

Football News

Albert Richardson still holds the LSU records for most tackles in a game (21 vs. South Carolina, 1982) and a career (952) and for 21 years, he also held LSU's single-season record for tackles (150, 1981). Named an All-American by the Football News in 1982, Richardson was also selected as a first-team All-SEC performer by the AP and UPI that same year. His genes fitted him for a role in football as his father, Albert, Sr., was a Baton Rouge High School assistant coach.



Eric Martin

Split End - 1983

The Sporting News

A converted running back, Eric Martin compiled a brilliant record during his four years in varsity competition. At one time he was the school record holder in season (52) and career (105) receptions, yards in a single game (209) and most yards in a season (1,064). As a freshman, he was second in the nation in kickoff returns, a total that included a 100-yarder for a touchdown against Kentucky. A 1983 Sporting News All-American, he was also a two-time first-team All-SEC selection. He was inducted into the Louisiana Sports Hall of Fame in 2006.



Lance Smith

Offensive Tackle - 1984

UPI, Kodak/American Football Coaches Association, Football News

Lance Smith's size and quickness ideally suited him as he was named to the SEC All-Freshman team. Smith matured both physically and emotionally during his first two years in Tigertown and was strong as a bull by the time his junior season came around. He earned All-America honors from UPI, Kodak/AFA and Football News in 1984, in addition to first-team All-SEC honors from the AP and UPI. Later, a third round choice by Phoenix, Smith quickly earned a starting role with the Cardinals.



Michael Brooks

Linebacker - 1985

Associated Press, Scripps-Howard News Service

Michael Brooks stepped in from the very first game and showed his potential. His impressive play on the field earned him All-America honors as a junior and it was thought he would be a cinch to become one of the few two-time All-Americans in LSU history. But a knee injury in the Florida game sidelined Brooks for the remainder of the season. He was named first-team All-SEC in 1985 by the AP, UPI and SEC Coaches. The Denver Broncos drafted him in the third round.



Wendell Davis

Split End - 1986, 1987

Football Writers Association of America (1986-87), The Sporting News (1986-87), Washington Post (1986), College and Pro Football Newsweekly (1986), UPI (1987), Kodak/American Football Coaches Association (1987), Football News (1987), Scripps-Howard News Service (1987)

One of the most prolific receivers in LSU history, two-time All-American Wendell Davis had 100 or more receiving yards in 12 games during his career. He finished his career with a then SEC record 2,708 yards receiving, a mark that still ranks second in LSU history and 17th in SEC history. Davis also still ranks among the top 15 in the SEC in single season receiving yards (1,244), single season receptions (80) and career receptions (183). He was also named a first-team All-SEC pick by the AP, UPI and SEC Coaches in 1987 and 1988 and was later drafted by the Chicago Bears.



Nacho Albergamo

Center - 1987

Associated Press, UPI, Walter Camp, Kodak/American Football Coaches Association, Football Writers Association of America, The Sporting News, Football News, Scripps-Howard News Service

Nacho Albergamo was LSU's most decorated player in 1987. Along with guard Eric Andolsek, they comprised LSU's "A" team which anchored the fearsome Tiger offensive line that helped pave the way to a school record 4,843 offensive yards. Also a quality student, Albergamo was named the 1987 Toyota Leader of the Year and was one of 11 recipients of the 1987 National Football Foundation and Hall of Fame Scholar-Athlete awards. He was twice named an Academic All-American by CoSIDA (1986 and 1987). Also a member of Omicron Delta Kappa leadership fraternity, he maintained a near 3.5 GPA in pre-med/zoology and attended LSU Medical School. Albergamo was also named a first-team All-SEC selection by the AP, UPI and SEC Coaches in 1987. He is currently a doctor of internal medicine in Baton Rouge.



Greg Jackson

Safety - 1988

Gannett News Service

Greg Jackson led the nation in interception return yardage in 1988 after tying the NCAA record with a 100-yard return versus Mississippi State and later adding a 71-yard return for a TD against Tulane. Jackson's 219 interception return yards for the season have only ever been exceeded once in SEC history, by Mississippi's Joe Brodsky's 244 yards in 1956. He also returned punts for LSU, taking back 11 for 99 yards in 1988. Named first-team All-SEC by the AP and SEC Coaches, he was later drafted by the New York Giants.



Kevin Faulk

All-Purpose - 1996

Associated Press

LSU's all-time leading rusher and a three-time All-SEC choice, Kevin Faulk led the SEC in all-purpose yards and ranked No. 2 in the league in rushing as a sophomore. Named an AP All-American as an all-purpose player that year, his 246 yards in the season opener against Houston set an LSU single-game record. Faulk was a consensus All-SEC choice in 1996, 1997 and 1998, and the SEC Freshman Offensive Player of the Year in 1995. He led the SEC in rushing during both his junior and senior seasons and also topped the league in scoring as a senior. He was selected by the New England Patriots in the 1999 NFL draft and was a member of their 2002, 2004 and 2005 Super Bowl Champion teams.



David LaFleur

Tight End - 1996
Walter Camp

An imposing figure who was both a punishing blocker and a fine pass catcher, David LaFleur helped lead a resurgence of LSU football in the 1990s. The Tigers' receptions leader as a senior in 1996, he earned All-America honors from the Walter Camp Foundation that same year and was named All-SEC during both his sophomore and senior seasons. He finished his career with 71 catches for 881 yards and five touchdowns, but he was also instrumental in LSU's place as the top rushing team in the SEC in 1996 because of his blocking abilities. Following his graduation from LSU, he was chosen in the first round of the NFL draft by the Dallas Cowboys.



Alan Faneca

Offensive Guard - 1997
Associated Press, Football Writers Association of America, Walter Camp, The Football News, The Sporting News

A dominating run blocker, Alan Faneca was the first Outland Trophy finalist in LSU history and LSU's first winner of the Jacobs Trophy (given to the best blocker in the SEC) since 1978. Faneca, a 1997 All-America selection, anchored a heralded offensive line that helped pace LSU to SEC rushing titles in 1996 and 1997. Following his junior season, Faneca chose to enter the NFL draft where he was selected in the first round by Pittsburgh and went on to win the 2007 Super Bowl with the Steelers. He retired from the NFL following the 2010 season.



Chad Kessler

Punter - 1997
Associated Press, American Football Coaches Association, The Football News, Walter Camp, The Sporting News
Chad Kessler became the first player in college football history to average over 50.0 yards per punt for a full season. He was an All-SEC choice his sophomore year and, after an average junior season, he exploded onto the national scene as the country's top punter. An excellent student, he finished his career with a 3.91 GPA and was named a first-team Academic All-American. Kessler signed a free agent contract with Tampa Bay out of LSU and then decided to pursue a career in medicine. He is now a doctor of Otolaryngology in Charlotte, N.C.



Todd McClure

Center - 1998
American Football Coaches Association
An All-American and two-time All-SEC center, Todd McClure also served as LSU's offensive team captain. LSU rolled to a 25-12 record with McClure as the starting center, a role he assumed beginning midway through his freshman year. He played an integral role in LSU's team rushing in 1996 and 1997. McClure was selected by the Atlanta Falcons in the 1999 NFL Draft.



Anthony McFarland

Noseguard - 1998
Associated Press, The Football News
One of LSU's most outstanding and colorful linemen in 1998, Anthony McFarland earned All-America honors from the Associated Press and Football News that year. A four-year starter and a defensive co-captain as a senior, he finished his career ranked sixth in LSU history in quarterback sacks with 17. He was a first-team All-SEC pick as a senior, a second-team selection as a sophomore, the Defensive MVP of the 1996 Peach Bowl and the 1995 SEC Freshman Co-Defensive Player of the Year. McFarland was drafted as the 15th overall pick in the 1999 NFL Draft by Tampa Bay and won two Super Bowl rings - one with the Buccaneers and one with the Indianapolis Colts.



Josh Reed

Wide Receiver - 2001
Walter Camp, Associated Press, Football Writer's Association, American Football Coaches Association, The Sporting News, ABC Sports online, Sports Illustrated.com

Josh Reed re-wrote both the LSU and SEC record books in 2001 as he caught a school-record 94 passes for an SEC-record 1,740 yards on his way to becoming a consensus first-team All-American. Reed led the nation in both receiving yards and yards per game. Reed, who won the Biletnikoff Award as a junior in 2001, wrapped up his career as the SEC's all-time leader in receiving yards. In his final game in an LSU uniform, Reed set Sugar Bowl records with 14 receptions for 239 yards and a pair of touchdowns in the Tigers' 47-34 victory over Illinois. Reed capped his career by setting 17 school, SEC or Sugar Bowl records as a junior. He was drafted by the Buffalo Bills in the second round.



Bradie James

Linebacker - 2002
American Football Coaches Association, The Sporting News, CBS Sportsline

Bradie James capped his career as one of the most outstanding student-athletes in LSU football history. As a senior in 2002, James earned first-team All-America honors and was named a National Scholar-Athlete by the National Football Foundation. He finished his career ranked second in LSU history with 418 tackles, which included a school-record 154 in 2002. James earned first-team All-SEC honors twice and was also named the Defensive MVP of the 2000 Peach Bowl. He was drafted by the Dallas Cowboys in the fourth round.



Stephen Peterman

Offensive Guard - 2003
Sports Illustrated.com, ESPN.com, The Sporting News

One of the nation's top offensive linemen as a senior in 2003, Stephen Peterman put the finishing touches on his LSU career by being selected a first-team All-American by three publications - Sports Illustrated.com, ESPN.com and The Sporting News. A three-year starter on the offensive line, Peterman played in 48 games, including 29 starts. In a season that culminated with LSU winning the national title, Peterman allowed only one sack while being whistled for just nine penalties in all of 2003. He was drafted in the third round by the Dallas Cowboys.



Chad Lavalais

Defensive Tackle - 2003
Walter Camp, Associated Press, Football Writer's Association of America, Sports Illustrated.com, ESPN.com, The Sporting News

The anchor on the LSU defense in 2003, Chad Lavalais was the driving defensive force behind the Tigers' run to the 2003 BCS National Championship. Lavalais, a finalist for both the Nagurski and Outland Awards, earned first-team All-America honors from six publications, while also being named the SEC's Defensive Player of the Year by the league's coaches. Lavalais earned National Defensive Player of the Year honors from The Sporting News after leading an LSU defense that ranked first in the country in scoring and total defense. He went on to be drafted in the fifth round by the Atlanta Falcons.



Skyler Green

Return Specialist - 2003, 2005
Sports Illustrated.com, ESPN.com (2003), Rivals.com (2005)

The first punt Skyler Green returned in college resulted in a 62-yard touchdown against Arizona in week two of the 2003 season. By the time Green's career had come to an end, he had set an LSU record by returning four punts for touchdowns on his way to earning first-team All-America honors in both 2003 and 2005. Green led the nation in punt returns as a sophomore in 2003 with an 18.5 average. For his career, Green finished first in LSU history in punts returned for a TD (4) and second in punt return yards (1,064). He was drafted in the fourth round by the Dallas Cowboys.



Corey Webster

Cornerback - 2003, 2004
American Football Coaches Association (2003-04), The Sporting News (2004)

One of the nation's top cover cornerbacks as a junior and senior, Corey Webster became LSU's first two-time first-team All-American since Wendell Davis in 1986-87. Webster capped his career in 2004 by earning first-team All-America honors from the American Football Coaches Association and The Sporting News. As a senior, Webster recorded 33 tackles and two interceptions for the nation's No. 3 rated defense. Originally signed as a wide receiver, Webster played his first season with the Tigers on offense before making the switch to the secondary prior to his sophomore season. Webster tied an LSU single game record with three interceptions against Florida in 2002 and he holds the school record in passes defended with 49. He was drafted in the second round by the New York Giants and has won two Super Bowl rings.



Marcus Spears

Defensive End - 2004
Walter Camp, Associated Press, American Football Coaches Association

Marcus Spears capped his LSU career in grand fashion, earning first-team All-America honors from the Walter Camp Foundation, the Associated Press and the American Football Coaches Association in 2004. As a senior, Spears led a Tiger defense that ranked No. 3 in the nation with 17 tackles for losses and nine sacks. He also recorded 49 tackles for LSU in 2004 and returned an interception 35 yards for a touchdown. Spears' LSU career concluded with 19 sacks, which ranks fifth in school history, and 34.5 tackles for loss, which ranks seventh at the school. He was the 20th overall pick by the Dallas Cowboys.



Ben Wilkerson

Center - 2004
American Football Coaches Association, The Sporting News

A starter at center for the best four-year stretch in school history, Ben Wilkerson capped his career with the Tigers by earning first-team All-America honors in 2004 from both the American Football Coaches Association and The Sporting News. In addition to his All-America honors, Wilkerson was also named the co-recipient of the Rimington Trophy, which is presented annually to the top center in college football. Wilkerson did all of this as a senior despite having his final season with the Tigers cut short due to a knee injury. In four years with the Tigers, Wilkerson was a mainstay on the offensive line, helping LSU to a 33-8 mark in his 41 career starts at center.



Kyle Williams

Defensive Tackle - 2005
Rivals.com

The anchor on the LSU defensive line as a senior in 2005, Kyle Williams earned first-team All-America honors from Rivals.com. In 2005, Williams recorded 61 tackles, 7.5 tackles for losses and 4.5 sacks. He also had 21 QB hurries and batted down five passes at the line of scrimmage. He was drafted in the fifth round by the Buffalo Bills.



Claude Wroten

Defensive Tackle - 2005
Collegefootballnews.com

Considered one of the most dominant defensive linemen in college football in 2005, Claude Wroten teamed with fellow defensive tackle Kyle Williams to give LSU a pair of All-America defensive tackles. Wroten capped his senior year with 49 tackles and a team-best 10.5 tackles for loss. He was a third round pick of the St. Louis Rams in the NFL Draft.



LaRon Landry

Free Safety - 2006

Associated Press, American Football Coaches Association

Considered one of the best defensive backs in all of college football in 2006, LaRon Landry became LSU's then-highest drafted defensive player in school history when he was selected as the No. 6 overall pick in the 2007 NFL Draft. A four-year starter that capped his career with 48 consecutive starts, Landry was named a first-team All-American and a semifinalist for the Thorpe Award during his senior season. Landry finished his LSU career ranked No. 2 in school history in passes broken up and tied for No. 3 in interceptions with 40 and 12, respectively.



Glenn Dorsey

Defensive Tackle - 2006, 2007

Associated Press (2006, 2007), American Football Coaches Association (2006, 2007) CBSsportsline.com (2006, 2007), SportsIllustrated.com (2006, 2007), Rivals.com (2006), Walter Camp (2007), ESPN.com (2007), The Sporting News (2007), Football Writers Association of America (2007)

Glenn Dorsey capped his career as the most decorated defender in school history, earning numerous national awards and All-America honors as both a junior and senior before becoming the highest drafted defensive player in school history as

the fifth pick of the 2008 NFL Draft by the Kansas City Chiefs. A consensus All-American in 2007, Dorsey anchored an LSU defense that rated No. 3 nationally in yards allowed in both 2006 and 2007. Dorsey was also named the winner of the Outland, Nagurski, Lombardi and Lott Awards following his senior season in 2007. Dorsey led the Tigers to the 2007 national title.




Ali Highsmith

Linebacker - 2007

CBSsportsline.com

A three-year starter, Ali Highsmith earned first-team All-America honors from CBSsportsline.com following his senior season in 2007. Highsmith played a key role for an LSU defense that ranked among the top 10 in the nation in total defense, pass defense and turnovers gained. For the year, Highsmith recorded 101 tackles and 9.0 tackles for loss.



Craig Steltz

Safety - 2007

Associated Press, Walter Camp, Football Writers Association of America, CBSsportsline.com, SI.com, Rivals.com

Craig Steltz made the most of his first full season as a starter at safety, earning numerous All-America honors as well as being named one of three finalists for the Thorpe Award in 2007. Steltz tied an LSU record with three interceptions against Mississippi State in 2007. Steltz went on to lead the Tigers with 101 tackles and his six interceptions ranked first in the SEC. He was a fourth-round draft pick of the Chicago Bears.



Herman Johnson

Offensive Line - 2008

Associated Press

Herman Johnson capped his career at LSU by being named a first team All-America by the Associated Press following his senior season in 2009. As a senior, Johnson started all 13 games at left guard for the Tigers as he helped anchor an offensive line that blocked for 1,000-yard rusher Charles Scott. Johnson played a total of 889 snaps from scrimmage and finished second on the team with 62 knockdowns.



Patrick Peterson

Cornerback - 2010

Associated Press (2010), American Football Coaches Association (2010), Football Writers Association of America (2010), Sporting News (2010), Walter Camp (2010), CBSsports.com (2010), SI.com (2010)

The most decorated defensive back in school history, Patrick Peterson was a consensus All-America as a junior for the Tigers in 2010. Peterson, who also won both the Thorpe and Bednarik Awards, led an LSU defense that ranked among the top 10 nationally in four categories. Peterson was also a special teams standout, earning SEC Player of the Year honors for his return ability. Peterson, who helped the Tigers to an 11-2 overall mark and a Cotton Bowl victory in 2010, was picked fifth overall in the 2011 NFL Draft by the Arizona Cardinals.



Josh Jasper

Placekicker - 2010

Football Writers Association of America (2010), Sporting News (2010)

The first consensus All-America placekicker in school history, Josh Jasper led the nation in field goals with 28 as a senior in 2010. Jasper set the LSU single-game record for field goals with five against Mississippi State in 2010 on his way to earning first-team All-SEC honors. Jasper finished his career as the all-time LSU leader in field goal percentage (.839). His 28 field goals in 2010 shattered the LSU single-season record.



Drake Nevis

Defensive Tackle - 2010

CBSsports.com (2010)

Drake Nevis continued an LSU defensive line tradition by being named first-team All-America by CBSsports.com after leading the Tigers to an 11-2 mark and a Cotton Bowl victory over Texas A&M. Nevis, a first-team All-SEC pick as a senior, recorded 56 tackles, 13.0 tackles for losses and six sacks for an LSU defense that ranked among the best in the nation. Nevis became the fifth LSU defensive tackle since 2001 to earn first-team All-America honors. He was selected in the third round of the 2011 NFL Draft by the Indianapolis Colts.



Will Blackwell

Offensive Guard - 2011

ESPN.com, Rivals.com, Sporting News, Yahoo Sports (2011)

Will Blackwell became the first LSU offensive lineman in four years to earn first team All-America honors, anchoring a line that spearheaded one of the nation's most prolific rushing attacks. Blackwell earned a spot on Sporting News and Yahoo Sports' All-America teams. He made 10 starts at left guard and four at right guard, recording team highs in snaps (833) and knockdowns (112.5).




Morris Claiborne

Cornerback - 2011

AFC, Associated Press, College Football News, CBSSports.com, ESPN.com, FWA, SI.com, Sporting News, Walter Camp, Yahoo Sports (2011)

For the second year in a row, LSU was the home of the nation's top cornerback as Morris Claiborne claimed the Thorpe Award in 2011. A consensus first-team All-American, Claiborne tallied 51 tackles and six interceptions as a senior while leading the nation in interception return yards with 173. Claiborne also doubled as a return specialist. He finished his career tied for sixth in LSU career interceptions

(11) and second in interception return yards (274). Claiborne was LSU's highest drafted player in 2012, going No. 6 overall to the Dallas Cowboys. It marked the first time since the NFL's merger that a school produced the top defensive back selection in consecutive drafts.



Tyrann Mathieu

Cornerback, Return Specialist - 2011

Associated Press, College Football News, CBSsports.com, ESPN.com, FWA, SI.com, Sporting News, Walter Camp, Yahoo Sports (2011)

An electrifying player with tremendous heart, Tyrann Mathieu became a fan favorite in 2011 with his uncanny ability to make big plays. Mathieu earned first-team All-America honors as both a cornerback and return specialist in helping LSU reach the BCS National Championship Game. The winner of the Bednarik Award as the nation's top defender, Mathieu led the Tigers with 76 tackles to go with six forced fumbles, five fumble recoveries and two interceptions. He also returned punts for touchdowns in wins over Arkansas and Georgia. Mathieu finished fifth in the Heisman Trophy balloting.



Sam Montgomery

Defensive End – 2011
FWAA (2011)

An intimidating presence at defensive end, Sam Montgomery had a breakout season as a sophomore in 2011. Coming off a knee injury a season prior, Montgomery ranked sixth in the SEC in sacks (9.0) and eighth in tackles for loss (15.0). He finished the year with 49 total tackles and four quarterback hurries. Montgomery was a standout on a run defense that led the SEC in sacks and tackles for loss and ranked in the top 15 nationally in those categories as well. He was drafted in the third round by the Houston Texans following his junior year of 2012.




Brad Wing

Punter – 2011

Associated Press, CBSSports.com, SI.com, Sporting News (2011)

In his first collegiate season, Brad Wing became just the second first-team All-America punter for LSU and the first since 1997. The Australian native led the SEC in percentage of punts downed inside the 20-yard line as he placed 27-of-59 (46 percent) inside the 20. He allowed only six return yards during the regular season and he boomed the third-longest punt in school history with a 73-yarder at Alabama.



Kevin Minter

Linebacker – 2012

Sports Illustrated (2012)

In 2012, Kevin Minter delivered one of the best seasons by a linebacker in LSU history. The first-team All-American finished his junior year with 130 tackles, representing the fourth-highest total in program history and 14th nationally. Minter tallied a team-best 15.0 tackles for loss, which ranked ninth in LSU single-season annals. He concluded his career with an LSU bowl game record 19 tackles in the Chick-fil-A Bowl, which ranked eighth in college bowl game history. His 17 solo tackles earlier in the season at Florida shattered an LSU record and were the most by an NCAA player all season. He was taken in the second round (No. 45) of the 2013 NFL Draft by the Arizona Cardinals.




Eric Reid

Safety – 2012

AFCA, AT&T ESPN, ESPN.com, FWAA, Scout.com (2012)

Eric Reid – a standout player on and off the field – was recognized by six media outlets as a first-team All-American, becoming the first LSU safety since Craig Steltz (2007) to do so. Reid finished third on the team in tackles in 2012 with 91, and he was the leader of the Tiger secondary that ranked among the nation's best in points allowed and total yards. He concluded his career with 10 tackles and a recovered fumble in the Chick-Fil-A Bowl. Following his junior season, Reid was

chosen in the first round of the 2013 NFL Draft by the San Francisco 49ers with the No. 18 overall pick.



Odell Beckham Jr.

Kick Returner, All-Purpose – 2013

FWAA, CBSSports.com (2013)

One of the most dynamic players in LSU history, Odell Beckham Jr. established himself as a threat to score every time he touched the football. As a junior in 2013 he shattered the LSU single-season record for most all-purpose yards with 2,315, breaking the previous best of 2,120 by Domanick Davis in 2002. Beckham Jr. recorded 1,152 receiving yards, 845 yards on kickoff returns, 160 punt return yards, 100 yards on a missed field goal return for a touchdown and 58 rushing yards during the 2013 season. He was recognized as a first-team All-America kick

returner by the Football Writers Association of America and a first-team All-America all-purpose player by CBSSports.com. Beckham Jr. was selected with the 12th overall pick in the first round of the 2014 NFL Draft.




Leonard Fournette

Running Back – 2015

Associated Press, CBSSports.com, ESPN.com, FWAA, Walter Camp (2015)

Leonard Fournette staked his claim as one of the nation's best players with a record-breaking sophomore season in 2015. Fournette led the nation with an LSU single-season record 162.8 yards rushing per game. He also set LSU single-season rushing records with 1,953 yards and 22 touchdowns as he averaged 6.5 yards per carry. Fournette became a consensus All-American when honored by the AP, FWAA and Walter Camp as a first-team running back.




Jalen Mills

Safety – 2015

CBSSports.com (2015)

A four-year starter in the LSU secondary, Jalen Mills made his mark at both cornerback and safety with 46 career starts during his career, finishing with 216 tackles, 8.0 tackles for loss, six interceptions, 16 pass breakups and 4.0 sacks. Limited by injury in his senior season, Mills still recorded 30 tackles, including a season-best nine at Alabama. He was selected in the seventh round of the 2016 NFL Draft by the Philadelphia Eagles.



Jamal Adams

Defensive back – 2016

Pro Football Focus, CBSSports.com (2016)

One of the most talented defensive backs in school history, Jamal Adams capped his career at LSU earning first team All-America honors as a junior in 2016 when he helped the Tigers lead the nation by allowing only 16 touchdowns all season. Adams, who started 26 games in his career, was a key member of a LSU defense that ranked in the Top 10 in the nation in yards allowed per game in 2015 and 2016. He wrapped up his career with 209 tackles, 17.5 tackles for loss and five interceptions and was named a permanent Team Captain for the 2016 squad.



Ethan Pocic

Center – 2016

FWAA (2016)

A three-year starter on the offensive line and a permanent Team Captain for the Tigers in 2016, Ethan Pocic became the first center to earn first team All-America honors for LSU since 2004. Pocic anchored an offensive line in 2016 that helped pave the way for Derrius Guice and Leonard Fournette, each of which broke the LSU single-game rushing record in 2016. Pocic started 37 games during his career and he was named the SEC Offensive Lineman of the Week a school-record five times.




Tre'Davious White

Defensive Back – 2016

Walter Camp, AFCA (2016)

A finalist for the prestigious Thorpe Award as the nation's top defensive back, Tre'Davious White was one of two first team All-America selections in the secondary for the Tigers in 2016. Wearing No. 18 as both a junior and senior, White started 47 games in his career and registered 167 tackles, 34 pass breakups, and scored four touchdowns for the Tigers. As a senior, White had 34 tackles and was considered the most difficult cornerback in college football to complete a pass against. White was named a permanent Team Captain for the 2016 Tigers and played in the Senior Bowl.



Derrius Guice


Running Back – 2016

Scout.com (2016)

LSU had a running back earn first team All-America for the second straight year when Derrius Guice picked up the honor in 2016 from Scout.com. Guice, just a sophomore, led the SEC in rushing yards (1,387) and total touchdowns (16) on his way to first team All-America honors. Guice twice went over the 200-yard mark in 2016 and set the LSU record with 285 rushing yards in a win over Texas A&M.

National Football Foundation Scholar-Athlete Award

In 1959, The National Football Foundation unveiled an entirely new concept in college football -- its National Scholar-Athlete program. In the history of American sports, this was the first time an organization honored football players, not only for their athletic ability, but also for their academic and civic leadership. The Foundation's National Scholar-Athlete Awards program consists of graduate fellowships that are awarded on an annual basis to a select group of college football players in their senior year of eligibility who have demonstrated outstanding academic success, exemplary community leadership and superior football performance. LSU has had eight players named as a National Football Foundation Scholar-Athlete, including Rudy Niswanger, who claimed the 2005 William V. Campbell Trophy, which goes to college football's most outstanding student-athlete.



RUDY NISWANGER
CENTER, 2005
WILLIAM V. CAMPBELL TROPHY



ROBERT DUGAS
OFFENSIVE TACKLE, 1978



JAMES BRITT
CORNERBACK, 1982



NACHO ALBERGAMO
CENTER, 1987




SOL GRAVES
QUARTERBACK, 1990



CHAD KESSLER
PUNTER, 1997



BRADIE JAMES
LINEBACKER, 2002



RODNEY REED
OFFENSIVE TACKLE, 2003

Academic All-Americans

PRESENTED BY:
College Sports Information



MICKEY MANGHAM
END
1959 - First Team




CHARLES "BO" STRANGE
CENTER
1960 - First Team



BILLY BOOTH
TACKLE
1961 - First Team



JAY MICHAELSON
KICKER
1971 - First Team



TOMMY BUTAUD
DEFENSIVE TACKLE
1971 - Second Team



CHARLES WILLIAMSON
TIGHT END
1972 - Second Team



TYLER LAFAUCI
GUARD
1973 - First Team



JOE WINKLER
DEFENSIVE BACK
1973 - First Team



BRAD DAVIS
RUNNING BACK
1974 - First Team



ROBERT DUGAS
OFFENSIVE TACKLE
1977 - First Team



BENJY THIBODEAUX
DEFENSIVE TACKLE
1980 - Second Team



JAMES BRITT
CORNERBACK
1982 - Second Team



ALAN RISHER
QUARTERBACK
1982 - Second Team



JUAN BETANZOS
PLACEKICKER
1984 - First Team



Matt Mauck is interviewed by Lynn Swann following LSU's 21-14 win over Oklahoma to claim the 2003 BCS National Championship.



NACHO ALBERGAMO
CENTER
1986-87 - Second Team



MIKE BLANCHARD
CENTER
1994 - First Team
1993 - Second Team



CHAD KESSLER
PUNTER
1997 - First Team



RODNEY REED
OFFENSIVE TACKLE
2001 - Second Team
2002, 2003 - First Team



MATT MAUCK
QUARTERBACK
2003 - Second Team



RUDY NISWANGER
OFFENSIVE LINE
2004, 2005 - First Team

1957

Al Aucoin, T (Sr.)

1958

Mickey Mangham, E (Fr.)
Charles Strange, T (So.)

1959

Mickey Mangham, E (So.)
Charles Strange, T (Jr.)

1960

Mickey Mangham, E (Jr.)
Charles Strange, C (Sr.)

1961

Billy Booth, T (Sr.)
Tommy Neck, B (Sr.)

1962

Bob Flurry, E (Sr.)

1963

Danny Neuman, E (Sr.)

1964

White Graves, S (Sr.)

1965

Charles Moore, HB (Sr.)

1966

Jerry Joseph, S (Sr.)

1967

Jerry Guillot, G (Jr.)
Jack Dyer, T (Sr.)

1968

Jerry Guillot, G (Sr.)
John Sage, G (So.)

1969

Lonnie Myles, E (Sr.)
James Earley, HB (Sr.)

1970

John Sage, T (Sr.)
Ronnie Estay, T (Jr.)
Lloyd Frye, LB (Jr.)
Bill Norsworthy, S (Sr.)

1971

Chuck Williamson, TE (Jr.)
Charles Stuart, T (Sr.)
Jay Michaelson, KS (Sr.)
Tommy Butaud, T (Jr.)
Lloyd Frye, LB (Sr.)

1972

Chuck Williamson, TE (Sr.)
Lloyd Daniel, G (Sr.)
Brad Davis, RB (So.)
Tommy Butaud, T (Sr.)
Pepper Rutland, LB (Sr.)

1973

Tom Strickland, T (Sr.)
Tyler LaFauci, G (Sr.)
Logan Killen, C (Sr.)
Joe Winkler, S (Sr.)

1974

Brad Davis, RB (Sr.)
Ron Daily, E (Sr.)
Jimmy Knecht, CB (Jr.)

1975

Bruce Hemphill, E (Jr.)
Greg Bienvenu, C (Sr.)
Steve Cassidy, T (Sr.)
A.J. Duhe, T (Jr.)
Clinton Burrell, DB (So.)

1976

Roy Stuart, OG (Sr.)
Terry Robiskie, RB (Sr.)
Mike Leonard, CB (Sr.)
Ronnie Barber, S (Sr.)

1977

Robert Dugas, T (Jr.)
Chris Rich, G (Sr.)
Steve Ripple, LB (Sr.)

1978

Robert Dugas, T (Sr.)
Chris Rich, G (Sr.)
Jay Whitley, C (Sr.)

1979

John Ed Bradley, C (Sr.)
James Britt, DB (So.)
Tom Tully, OG (So.)

1980

James Britt, CB (Jr.)
Tracy Porter, FLK (Jr.)
Benji Thibodeaux, DT (Sr.)

1981

Gene Lang, TB (So.)
David Koch, OG (Sr.)
Bob Smith, OT (Sr.)

1982

Juan Betanzos, PK (So.)
James Britt, CB (Sr.)
Alan Risher, QB (Sr.)

1983

John Fritchie, OLB (Sr.)
Juan Betanzos, PK (Jr.)

1984

Juan Betanzos, PK (Sr.)
John Hazard, OT (So.)
Brian Kinchen, TE (So.)
Keith Melancon, OG (Jr.)

1985

Keith Melancon, OG (Sr.)
Nacho Albergamo, C (So.)
Jeff Wickersham, QB (Sr.)

1986

Nacho Albergamo, C (Jr.)
Jay Bice, S (So.)
Keith Melancon, OG (Sr.)

1987

Nacho Albergamo, C (Sr.)
Jamie Bice, S (Jr.)
Sol Graves, QB (Fr.)

1988

Jamie Bice, S (Sr.)
Jay Egloff, FB (Jr.)
Sol Graves, QB (So.)

1989

Paul Ernst, TE (So.)
Sol Graves, QB (Sr.)
Tyler LaFauci, G (Sr.)
Sol Graves, QB (Jr.)
Oliver Lawrence, OLB (Sr.)
John Morgan, DL (So.)
Reggie Walker, ILB (So.)
Scott Wharton, NG (So.)

1990

Paul Ernst, TE (So.)
Sol Graves, QB (Sr.)
Mike Hewitt, OLB (So.)
Chad Loup, QB (So.)
John Morgan, DT (Jr.)
Scott Wharton, NG (Jr.)

1991

Harold Bishop, TE (So.)
Billy Blanchard, C (Fr.)
Mike Hewitt, OLB (So.)
Chad Loup, QB (So.)
Mike Marx, OL (Jr.)
Derriel McCorvey, S (Jr.)
John Morgan, DT (Jr.)
Jason Rector, S (So.)
Brad Strohm, QB (So.)
Pedro Suarez, PK (Jr.)
Reggie Walker, ILB (Sr.)
Scott Wharton, NG (Sr.)

1992

Mike Blanchard, C (So.)
Michael Garrett, RB (Sr.)
Frank Godfrey, C (Sr.)
Mike Hewitt, ILB (Jr.)
Chad Loup, QB (Jr.)
John Mawae, DT (Sr.)
Derriel McCorvey, S (Sr.)
John Morgan, DT (Sr.)
Gary Pegues, CB (Jr.)

1993

Mike Blanchard, C (Jr.)
John Booker, OLB (Grad.)
Mike Hewitt, ILB (Sr.)
Chad Loup, QB (Sr.)
John Malagarie, ILB (Sr.)

1994

Mike Blanchard, C (Sr.)
Andre Guerin, FB (Fr.)
Chad Kessler, P (Fr.)
Gabe Northern, DE (Jr.)
Adam Perry, OG (Fr.)
Casey Taber, QB (Fr.)
Mark Walker, P (Fr.)
Marc Workman, DS (Fr.)
Rodney Young, CB (Sr.)

1995

Chad Kessler, P (So.)
Andre' Lafleur, PK (Sr.)
Gabe Northern, DE (Sr.)
Kris Perret, TE (So.)
Adam Perry, OG (Jr.)
Casey Taber, QB (So.)
Tom Turner, OT (Graduate)

1996

Melvin Hill, F-B (Jr.)
Chad Kessler, P (Sr.)
Kris Perret, SN (Sr.)
Adam Perry, OG (Jr.)
Wade Richey, PK (Jr.)
Brandon Smith, PK (Jr.)
Casey Taber, F-B (Jr.)
Denard Walker, CB (Sr.)
Chuck Wiley, DT (Jr.)

1997

Joseph Barreca, DT (Jr.)
Danny Boyd, PK (So.)
Chad Kessler, P (Sr.)
Adam Perry, OG (Sr.)
Thomas Rathmann, DB (Jr.)
Wade Richey, PK (Jr.)
Brandon Smith, P (Sr.)
Casey Taber, F-B (Sr.)

1998

Tommy Banks, FB (So.)
Danny Boyd, PK (Jr.)
Daniel Desselle, WR (Jr.)
Kris Kessler, PK (So.)
Brandon Smith, PK (Sr.)
Andy Stroup, WR (Jr.)
Louis Williams, OT (So.)
Jeremy Witten, P (Jr.)

1999

Tommy Banks, FB (Jr.)
Muskingum Barnes, NG (So.)

Danny Boyd, PK (Sr.)
Billy Dressler, P (Jr.)
Kris Kessler, PK (Jr.)
Andy Stroup, WR (Sr.)
Charles Thomas, DT (Jr.)
Louis Williams, OT (Jr.)
Jeremy Witten, P (Sr.)
Bob Wynne, OT (So.)

2000

Tommy Banks, FB (Sr.)
Trev Faulk, LB (So.)
Donnie Jones, P (Fr.)
Kris Kessler, P (Sr.)
Kyle Kipps, DE (Jr.)
Chad Lewis, PK (So.)
Rodney Reed, OL (Fr.)
Oliver Smith, CB (Sr.)
Charles Thomas, DE (Jr.)
Louis Williams, C (Sr.)
Bob Wynne, OL (So.)
Wendell York, SNP (So.)
John Young, OL (So.)

2001

Trev Faulk, LB (Jr.)
Bradie James, LB (Jr.)
Donnie Jones, P (So.)
Kris Kessler, PK (Sr.)
Chad Lewis, PK (Jr.)
Rodney Reed, OT (So.)
Charles Thomas, DL (Sr.)
Roger Williams, WR (Sr.)
Bob Wynne, OL (Jr.)
Wendell York, SNP (Jr.)

2002

Ross Cockrell, P (Sr.)
Jimmy Courtenay, OL (Sr.)
Trev Faulk, LB (Sr.)
Randall Gay, CB (Jr.)
Jack Hunt, FS (Jr.)
Brandon Hurley, FB (So.)
Donnie Jones, P (Jr.)
Kris Kessler, PK (Sr.)
Kyle Kipps, DE (Sr.)
Chad Lewis, PK (Sr.)
Matt Mauck, QB (Jr.)
Ryan Miles, P (Sr.)
Rudy Niswanger, OL (So.)
Ryan O'Neal, FB (Sr.)
Rodney Reed, OT (Jr.)
Jeremy Shealy, DB (Sr.)
Wendell York, SNP (Sr.)

2003

Ty Barrett, WR (Sr.)
Harold Bicknell, OL (Jr.)
Andre Boagni, PK (So.)
Alley Broussard, RB (Fr.)
Dorsett Buckels, LB (Jr.)
Michael Clayton, WR (Jr.)
Steve Damen, SNP (Jr.)
Leo Desselle, OL (So.)
Josh Dicharry, OL (So.)
Peter Dyakowski, OL (Fr.-RS)
Patrick Fisher, P (Fr.)
Ryan Gaudet, PK (Fr.-RS)
Gino Giambelluca, WR (Jr.)
Kory Hebert, TE (Jr.)
Jack Hunt, SS (Sr.)
Brandon Hurley, OL (Jr.)
Darius Ingram, LB (Fr.)
Chris Jackson, PK (Fr.)
Donnie Jones, P (Sr.)
Shawn Jordan, FB (Fr.)
Chris McCauley, LB (Sr.)
Matt Mauck, QB (Sr.)
Sean Merrill, DE (Fr.)
Rudy Niswanger, OL (Jr.)
Brandon Nowlin, FB (Sr.)
Stephen Peterman, OG (Sr.)
Gant Petty, SNP (Jr.)
Rodney Reed, OT (Graduate)
Cameron Vaughn, LB (So.)
Brian West, DE (Fr.)
Ben Wilkerson, C (Jr.)
Ryan Willis, DE (So.)
Keith Zinger, TE (Fr.)

2004

Harold Bicknell, OL (Sr.)
Andre Boagni, PK (Jr.)
Terrell Clayton, WR (So.)
Mit Cole, TE (Fr.)
Josh Dicharry, OL (Jr.)
Early Doucet, WR (Fr.)
Peter Dyakowski, OL (Jr.)
Schirra Fields, WR (Sr.)
Ryan Gaudet, PK (Jr.)
Brett Helms, OG (Fr.)
Greg Hercules, DB (Sr.)
Shawn Jordan, FB (So.)
LaRon Landry, FS (So.)
Orlando Gunn, RB (Jr.)
T-Bob Hebert, C, (So.)
Trent Hebert, PK (So.)
Lyle Hitt, OL (Jr.)
Joe Maltempi, DB (Jr.)
Adam McClure, WR (Jr.)
Chad Moody, DB (Sr.)

2005

Rahim Alem, DE (Fr.)
Kyle Anderson, TE (Fr.)
Darry Beckwith, LB (Fr.)
Ciron Black, OL (Fr.)
Andre Boagni, PK (Jr.)
Dwayne Bowe, WR (Sr.)
Mit Cole, TE (So.)
Dave Davis, OL (Jr.)
Josh Dicharry, OL (Jr.)
Schirra Fields, WR (Sr.)
Matt Flynn, QB (So.)
Ryan Gaudet, PK (Jr.)
Lyle Hitt, DT (Fr.)
Max Holmes, C (So.)
R.J. Jackson, RB (Fr.)
Shawn Jordan, FB (So.)
Brandon Lafell, WR (Fr.)
Brandon Ledgister, FB (So.)
Alonzo Manuel, DE (Jr.)
Micah Metrailler, LB (So.)
Rudy Niswanger, C (Graduate)
Gant Petty, Snapper (Jr.)
JaMarcus Russell, QB (So.)
Luke Sanders, LB (So.)
Robert Smith II, OL (So.)
Ryan Willis, DE (Jr.)
Andrew Wright, TE (So.)
Anthony Zehyoue, LB (Jr.)

2006

Jeremy Bunting, QB (So.)
Mit Cole, TE (Jr.)
Peter Dyakowski, OT (Sr.)
Ryan Gaudet, PK (Sr.)
Josh Graham, PK (So.)
Lyle Hitt, DT (So.)
Max Holmes, OL (Jr.)
Chris Jackson, PK (Sr.)
Tremaine Johnson, DE (So.)
J.D. Lott, TE (Fr.)
Chris Louviere, OL (Jr.)
Micah Metrailler, LB (Jr.)
Carlos Rachel, WR (Sr.)
Robert Smith, OL (Jr.)
Mark Snyder, OL (Fr.)
Josh Stoltz, LB (So.)
Ryan Willis, DE (Sr.)
Andrew Wright, TE (Sr.)
Keith Zinger, TE (Sr.)

2007

Caleb Angelle, DE (Jr.)
Jeremy Bunting, WR (Jr.)
Donnie Chaucer, WR (Sr.)
Mit Cole, TE (Jr.)
Colt David, PK (Jr.)
Richard Dugas, OL (So.)
Sean Gaudet, PK (Sr.)
Donald Hains, DL (Jr.)
T-Bob Hebert, OL (Fr.)
Lyle Hitt, OL (So.)
Max Holmes, OL (Jr.)

J.D. Lott, TE (Fr.)
Luke Sanders, LB (Sr.)
Robert Smith, OL (Sr.)
Anthony Zehyoue, DE (Graduate)

2008

Rahim Alem, DE (Jr.)
Caleb Angelle, TE (Sr.)
Joey Crappell, SNP (So.)
Richard Dickson, TE (Jr.)
Richard Dugas, FB (Jr.)
Josh Dworaczyk, OL (So.)
Ace Foyil, LB (Jr.)
Josh Graham, PK (Sr.)
Orlando Gunn, RB (Jr.)
T-Bob Hebert, C, (So.)
Trent Hebert, PK (So.)
Lyle Hitt, OL (Jr.)
Joe Maltempi, DB (Jr.)
Adam McClure, WR (Jr.)
Chad Moody, DB (Sr.)

2009

Jake Bryan, TE (Fr.)
David Detz, DB (Fr.)
Richard Dugas, FB (Jr.)
Zachary Elkins, DB (Sr.)
R.J. Gillen, WR (So.)
Lyle Hitt, OG (Sr.)
David Impastato, LB (Sr.)
Austin Kinchen, SNP (Fr.)
Patrick Lipoma, RB (Sr.)
Patrick Lonergan, C (Fr.)
Joseph Maltempi, DB (Sr.)
Jordan Newell, WR (Sr.)

2010

Alex Bonnette, OT (Fr.)
Taylor Debusk, DB (So.)
David Detz, DB (So.)
Ben Domingue, C (Fr.)
Richard Dugas, FB (Sr.)
Josh Dworaczyk, OG (Jr.)
Zach Elkins, DB (Sr.)
Seth Fruge, LB (Fr.)
Daniel Graff, S (Sr.)
DJ Howard, P (Jr.)
Austin Kinchen, SNP (So.)
T.C. McCartney, QB (Jr.)
Jordan Newell, WR (Sr.)
Jonathan Nixon, DE (Sr.)
Alex Russian, TE/SNP (Jr.)

2011

Alex Bonnette, OT (So.)
Taylor DeBusk, DB (Sr.)
David Detz, DB (Sr.)
Travis Dickson, TE (Fr.)
Ben Domingue, C (So.)
Seth Fruge, LB (So.)
D.J. Howard, P (Sr.)
Mitch Joseph, TE (Sr.)
Austin Kinchen, SNP (Sr.)
Hunter Kinchen, WR (So.)
Eric Reid, S (So.)
Nick Rice, LB (So.)
Alex Russian, TE (Grad.)
Jason Slaydon, FB (So.)
James Stampley, FB (Sr.)
Chris Wells, RB (So.)

2012

Logan Boudreaux, SNP (Fr.)
Chase Clement, TE (Sr.)
Cleveland Davis, DT (Sr.)
Ben Domingue, C (Sr.)
Joshua Dworaczyk, OT (Sr.)
Seth Fruge, LB (Jr.)
James Hairston, PK (So.)
Grant Leger, LB (Fr.)
Kevin Minter, LB (Jr.)
Eric Reid, S (Jr.)
Nick Rice, LB (Sr.)
Jason Slaydon, FB (So.)
Clayton Spencer, OL (Sr.)
Paul Turner, WR (Fr.)
Tabari Williams, RB (Sr.)

2013

Colby Delahoussaye, PK (Fr.-RS)
Seth Fruge, LB (Sr.)
James Hairston, PK (Jr.)
Jamie Keehn, P (So.)
Chris LaBorde, WR (So.)
Tommy LeBeau, S (So.)
Grant Leger, LB (So.)
Christian Pittman, LB (So.)

2014

Kwon Alexander, LB (Jr.)
Luke Boyd, DB (Sr.)
Micah Dickens, CB (Fr.-RS)
Trent Domingue, PK/P (So.)
Jevonte Domond, OT (Fr.-RS)
Kenni Hilliard, RB (Sr.)
Colin Jeter, TE (So.)
Jamie Keehn, P (Jr.)
Brad Kragthorpe, QB (Jr.)
Chris LaBorde, WR (Sr.)
Christian LaCouture, DT (So.)
Tommy LeBeau, S (Jr.)
Grant Leger, LB (Jr.)
John David Moore, TE (Fr.-RS)
Connor Neighbors, FB (Sr.)
Myles O'Brien, LB (Sr.)
Christian Pittman, LB (Jr.)
Bennett Schiro, FB (Fr.-RS)
Austin Suits, S (Fr.-RS)
Corey Thompson, S (Jr.)
Cody Townsend, OL (So.)
Jordan Triche, DB (Jr.)

2015

Brandon Bergeron, QB (Jr.)
Josh Boutte, OG (Jr.)
Deondre Clark, DE (So.)
John Diarse, WR (So.)
Jevonte Domond, OT (Jr.)
Blake Ferguson, SNP (Fr.)
Reid Ferguson, SNP (Sr.)
Jack Gonsoulin, K (Fr.)
Josh Growden, P (Fr.)
Deven Hammond, DB (Fr.)
Reshaud Henry, RB (So.)
Colin Jeter, TE (Jr.)
Deven Hammond, DB (Fr.)
Reshaud Henry, RB (So.)
Colin Jeter, TE (Jr.)
Brad Kragthorpe, QB (Sr.)
Christian LaCouture, DT (Jr.)
Trey LaForge, QB (Fr.)
Ronnie Lamarque, FB (Fr.)
Tommy LeBeau, S (Sr.)
Grant Leger, LB (Sr.)
Caleb Lewis, QB (Fr.)
Lamar Louis, LB (Sr.)
Rory Luke, OL (Fr.)
J.D. Moore, FB (So.)
Michael Ostrom, WR (Fr.)
Christian Pittman, LB (Sr.)
Ethan Pocio, C (Jr.)
Bennett Schiro, FB (So.)
Brandon Surtain, DB (Jr.)
Josh Tharp, TE (So.)
Devin Voorhies, LB (So.)
Toby Weathersby, OT (Fr.)
Tre Davious White, CB (Jr.)

2016

Will Clapp, OL (So.)
Colby Delahoussaye, PK (Sr.)
Danny Etling, QB (Jr.)
Blake Ferguson, SNP (Fr.-RS)
Jack Gonsoulin, PK (Fr.-RS)
Josh Growden, P (Fr.-RS)
Colin Jeter, TE (Sr.)
Caleb Lewis, QB (Fr.-RS)
Rory Luke, OL (Fr.-RS)
J.D. Moore, (Jr.)
Michael Ostrom, WR (Fr.-RS)
Marcus Roberts, DL (Sr.)
Tiger Scheyd, QB (So.)
Turner Simmers, OL (So.)

1933

Jack Torrance, T (Sr.) AP

1934Justin Rukas, T (Jr.) AP
Abe Mickal, B (Jr.) AP**1935**Gaynell Tinsley, E (Jr.) AP
Jesse Fatherree, B (Sr.) AP
Bill Crass, B (Jr.) AP**1936**Gaynell Tinsley, E (Sr.) AP
Wardell Leisk, G (Sr.) AP**1937**

Eddie Gatto, T (Jr.) AP

1938Eddie Gatto, T (Sr.) AP
Ken Kavanaugh, Sr., E (Jr.) AP**1939**Ken Kavanaugh, Sr., E (Sr.) AP
John Goree, G (Jr.) AP**1943**Joe Hartley, T (Jr.) AP
Steve Van Buren, B (Sr.) AP**1945**Felix Trapani, G (Sr.) AP
Gene Knight, B (Jr.) AP**1946**

Wren Worley, G (So.) AP

1947

Rip Collins, FB (Jr.) AP

1949Allen Hover, G (Jr.) AP
Sam Lyle, E (Sr.) AP**1950**

Ken Konz, B (Sr.) AP

1951

George Tarasovic, C (Jr.) AP

1953

Sid Fournet, T (Jr.) AP, UPI

1954

Sid Fournet, T (Sr.) AP, UPI

1955Joe Tuminello, E (Sr.) AP, UPI
Earl Leggett, T (Jr.) AP, UPI**1957**

Jimmy Taylor, FB (Sr.) AP, UPI

1958Johnny Robinson, HB (Jr.) AP
Max Fugler, C (Jr.) UPI
Billy Cannon, HB (Jr.) AP, UPI
Warren Rabb, QB (Jr.) AP**1959**

Billy Cannon, HB (Sr.) AP, UPI

1961Roy Winston, G (Sr.) AP, UPI
Wendell Harris, HB (Sr.) AP
Jerry Stovall, HB (Jr.) UPI**1962**Jerry Stovall, HB (Sr.) AP, UPI
Fred Miller, T (Sr.) AP, UPI**1963**Billy Truax, E (Sr.) UPI
Robbie Hucklebridge, G (Sr.) AP**1964**Doug Moreau, E (Jr.) AP
Richard Granier, C (Sr.) AP
Mike Vincent, LB (Jr.) AP
Remi Prudhomme, G (Sr.) UPI
George Rice, T (Jr.) AP**1965**

Dave McCormick, T (Sr.) AP, UPI

1966John Garlington, DE (Jr.) AP
George Bevan, LB (So.) AP
Mike Robichaux, DE (Sr.) UPI**1967**John Garlington, DE (Sr.) AP, UPI
Sammy Grezaffi, DB (Sr.) AP, UPI
Eddie Ray, FB/P (So.) AP**1968**

Bill Fortier, T (Sr.) AP, UPI

1969George Bevan, LB (Sr.) AP, UPI
Eddie Ray, FB/P (Sr.) AP
Godfrey Zaunbrecher, C (Sr.) UPI
Tommy Casanova, CB (So.) AP, UPI**1970**Tommy Casanova, CB (Jr.) AP, UPI
Mike Anderson, LB (Sr.) AP, UPI
John Sage, DT, (Sr.) AP, UPI**1971**Tommy Casanova, CB (Sr.) AP, UPI
Ronnie Estay, DT (Sr.) AP, UPI
Andy Hamilton, FL (Sr.) AP
Art Cantrelle, TB (Sr.) AP
Mike Demarie, OG (Sr.) UPI**1972**John Wood, DT (Sr.) AP, UPI
Bert Jones, QB (Sr.) UPI
Gerald Keigley, SE (Sr.) UPI
Warren Capone, LB (Jr.) AP**1973**Warren Capone, LB (Sr.) AP, UPI
Brad Boyd, TE (Jr.) AP
Tyler LaFauci, OG (Sr.) AP, UPI
Binks Miciotto, DE (Sr.) AP
Brad Davis, TB (Jr.) UPI**1974**

Steve Cassidy, DT (Jr.) AP

1975Steve Cassidy, DT (Sr.) AP, UPI
Kenny Bordelon, DE (Sr.) AP**1976**Terry Robiskie, TB (Sr.) AP, UPI
A.J. Duhe, DT (Sr.) AP, UPI
Lew Sibley, DE (Jr.) AP
Clinton Burrell, CB (Jr.) AP**1977**Robert Dugas, OT (Jr.) AP, UPI
Charles Alexander, TB (Jr.) AP, UPI
Craig Duhe, G (Sr.) UPI**1978**Robert Dugas, OT (Sr.) AP, UPI
Charles Alexander, TB (Sr.) AP, UPI
John Adams, DE (Jr.) UPI
Chris Williams, DB (So.) UPI**1979**Lyman White, DE (Jr.) AP
Willie Teal, DB (Sr.) AP
John Adams, DE (Sr.) UPI
Benjy Thibodeaux, T (Jr.) UPI**1980**Lyman White, OLB (Sr.) AP, UPI
Chris Williams, FS (Sr.) AP**1981**

Malcolm Scott, TE (Jr.) AP

1982James Britt, CB (Sr.) AP
Ramsey Dardar, NG (Sr.) AP, UPI
Dalton Hilliard, TB (Fr.) AP
Albert Richardson, ILB (Sr.) AP, UPI
Lance Smith, OT (So.) AP**1983**

Eric Martin, SE (Jr.) AP

1984Lance Smith, OT (Sr.) AP, UPI
Dalton Hilliard, RB (Jr.) AP, UPI
Liffort Hobley, FS (Sr.) AP, UPI
Eric Martin, SE (Sr.) UPI**1985**Dalton Hilliard, RB (Sr.) AP, UPI, Coaches
Michael Brooks, LB (Jr.) AP, UPI, Coaches
Roland Barbay, DE (Jr.) AP, Coaches
Norman Jefferson, CB (Jr.) Coaches**1986**Wendell Davis, SE (Jr.) AP, UPI, Coaches
Henry Thomas, NG (Sr.) AP, UPI, Coaches
Eric Andolsek, OG (Jr.) AP, Coaches
Tommy Hodson, QB (Fr.) AP, Coaches
Brian Kinchen, TE (Jr.) Coaches
Roland Barbay, DE (Sr.) Coaches
Toby Caston, ILB (Sr.) Coaches
Karl Wilson, DE (Sr.) AP**1987**Wendell Davis, SE (Sr.) AP, UPI, Coaches
Nacho Albergamo, C (Sr.) AP, UPI, Coaches
Eric Andolsek, OG (Sr.) AP, UPI, Coaches
Tommy Hodson, QB (So.) AP, UPI, Coaches
Chris Carrier, WS (Sr.) Coaches
Darrell Phillips, NG (Jr.) Coaches
David Browndyke, PK (So.) UPI
Matt DeFrank, P (Sr.) AP**1988**David Browndyke, PK (Jr.) AP, UPI, Coaches
Eddie Fuller, TB (Jr.) Coaches
Eric Hill, OLB (Sr.) Coaches
Tommy Hodson, QB (Jr.) Coaches
Greg Jackson, WS (Sr.) AP, Coaches
Tony Moss, FL (Jr.) AP, UPI, Coaches
Darrell Phillips, NG (Sr.) Coaches
Ralph Norwood, OT (Sr.) UPI, Coaches
Ron Sancho, OLB (Sr.) AP

TOMMY CASANOVA

1989

Tony Moss, FL (Sr.) AP, UPI, Coaches
Tommy Hodson, QB (Sr.) UPI
David Brownndyke, PK (Sr.) UPI

1990

Todd Kinchen, SE (Jr.) AP, Coaches
Blake Miller, C (Sr.) Coaches
Harvey Williams, TB (Sr.) UPI
Marc Boutte, DT (Sr.) UPI

1991

Todd Kinchen, SE (Sr.) AP, Coaches
Kevin Mawae, OT (So.) AP, Coaches

1994

David LaFleur, TE (So.) AP, Coaches
Gabe Northern, DE (Jr.) AP, Coaches

1995

Chad Kessler, P (So.) AP, Coaches
Gabe Northern, DE (Sr.) AP, Coaches

1996

Alan Faneca, OG (So.) AP, Coaches
Kevin Faulk, TB (So.) AP, Coaches
David LaFleur, TE (Sr.) AP, Coaches
Chuck Wiley, DT (Jr.) AP

1997

Cedric Donaldson, CB (Sr.) Coaches
Alan Faneca, OG (Jr.) AP, Coaches
Kevin Faulk, TB (Jr.) AP, Coaches
Chad Kessler, P (Sr.) AP, Coaches
Todd McClure, C (Jr.) Coaches
Chuck Wiley, DT (Sr.) AP, Coaches

1998

Kevin Faulk, TB (Sr.) AP, Coaches
Todd McClure, C (Sr.) AP, Coaches
Anthony McFarland, NG (Sr.) AP, Coaches

2000

Josh Booty, QB (Jr.) Coaches
Josh Reed, WR (So.) AP, Coaches
Robert Royal, TE (Jr.) Coaches
Louis Williams, C (Sr.) AP

2001

Trev Faulk, LB (Jr.) AP, Coaches
Bradie James, LB (Jr.) Coaches
Josh Reed, WR (Jr.) AP, Coaches
LaBrandon Toefield, TB (So.) AP, Coaches

2002

Bradie James, LB (Sr.) AP, Coaches
Stephen Peterman, OG (Jr.) Coaches
Corey Webster, CB (So.) AP, Coaches

2003

Michael Clayton, WR (Jr.) AP, Coaches
Chad Lavalais, DT (Sr.) AP, Coaches
Stephen Peterman, OG (Sr.) AP
Marcus Spears, DE (Jr.) AP
Corey Webster, CB (Jr.) AP, Coaches

2004

Marcus Spears, DT (Sr.) AP, Coaches
Lionel Turner, LB (Sr.) Coaches
Corey Webster, CB (Sr.) AP
Andrew Whitworth, OT (Jr.) Coaches
Ben Wilkerson, C (Sr.) AP, Coaches

2005

Skyler Green, RS (Sr.) Coaches
LaRon Landry, FS (Jr.) Coaches
Andrew Whitworth, OT (Sr.) AP, Coaches
Kyle Williams, DT (Sr.) AP



LA'EL COLLINS

Claude Wroten, DT (Sr.) AP, Coaches

2006

Dwayne Bowe, WR (Sr.) Coaches
Glenn Dorsey, DT (Jr.) AP, Coaches
LaRon Landry, FS (Sr.) AP, Coaches
JaMarcus Russell, QB (Jr.) AP, Coaches

2007

Colt David, PK (Jr.) AP, Coaches
Glenn Dorsey, DT (Sr.) AP, Coaches
Patrick Fisher, P (Sr.) AP, Coaches
Ali Highsmith, LB (Sr.) AP, Coaches
Chevis Jackson, CB (Sr.) AP, Coaches
Herman Johnson, OG (Jr.) Coaches
Craig Steltz, S (Sr.) AP, Coaches

2008

Rahim Alem, DE (Jr.) AP
Colt David, PK, (Sr.) Coaches
Herman Johnson, OG (Sr.) AP, Coaches
Brandon LaFell, WR (Jr.) AP
Charles Scott, RB (Jr.) Coaches

2009

Ciron Black, OT (Sr.) AP, Coaches

2010

Josh Jasper, PK (Sr.) AP
Drake Nevis, DT (Sr.) AP, Coaches
Patrick Peterson, CB (Jr.) AP, Coaches
Patrick Peterson, RS (Jr.) Coaches
Stevan Ridley, RB (Jr.) Coaches
Kelvin Sheppard, LB (Sr.) AP, Coaches

2011

Will Blackwell, OG (Sr.) AP, Coaches
Morris Claiborne, CB (Jr.) AP, Coaches
Alex Hurst, OT (Jr.) Coaches
Tyrann Mathieu, CB (So.) AP, Coaches
Sam Montgomery, DE (So.) AP, Coaches
Rueben Randle, WR (Jr.) Coaches
Brad Wing, PK (Fr.) AP

2012

Kevin Minter, LB (Jr.) AP, Coaches
Sam Montgomery, DE (Jr.) Coaches
Eric Reid, S (Jr.) AP, Coaches

2013

Odell Beckham Jr., (Jr.) AP, Coaches
All-Purpose
Odell Beckham Jr., RS (Jr.) Coaches
Jeremy Hill, RB (So.) AP

2014

La'el Collins, OT (Sr.) AP, Coaches

2015

Vadal Alexander, OT (Sr.) AP, Coaches
Leonard Fournette, TB (So.) AP, Coaches

2016

Jamal Adams, S (Jr.) AP
Kendell Beckwith, LB (Sr.) Coaches
William Clapp, OL (Jr.) Coaches
Derrius Guice, RB (So.) AP, Coaches
Arden Key, LB/DE (So.) AP
Ethan Pocic, C (Sr.) AP, Coaches
Tre'Davious White, CB (Sr.) AP, Coaches



Y.A. TITTLE

1935

Justin Rukas, G (Sr.) AP
Abe Mickal, B (Sr.) AP

1936

Marvin Stewart, C (Sr.) AP
Pat Coffee, B (Sr.) AP

1937

Pinky Rohm, B (Sr.) AP

1938

J.W. Goree, G (So.) AP

1941

Bernie Lipkis, C (Sr.) AP

1943

Charles Webb, E (Jr.) AP
Carl Janneck, G (Jr.) AP

1945

Clyde Lindsey, E (Jr.) AP

1946

Ed Champagne, T (Sr.) AP
Y.A. Tittle, QB (Jr.) AP

1947

Y.A. Tittle, QB (Sr.) AP
Abner Wimberly, E (Jr.) AP

1948

Abner Wimberly, E (Sr.) AP

1949

Ray Collins, T (Sr.) AP
Zollie Toth, FB (Sr.) AP

1951

Sid Fournet, T (Fr.) AP, UPI
Jim Roshto, B (Sr.) AP

1953

George Brancato, B (Sr.) AP
Joe Tuminello, E (So.) AP

1954

Joe Tuminello, E (Jr.) AP

1956

Paul Ziegler, G (Sr.) AP

1957

Billy Cannon, HB (So.) AP

1958

Billy Hendrix, E (Sr.) AP, UPI
Charles (Bo) Strange, T-C (So.) AP

1959

Charles (Bo) Strange, T-C (Jr.) UPI
Warren Rabb, QB (Sr.) UPI
Johnny Robinson, HB (Sr.) UPI
Mickey Mangham, E (Jr.) AP

1960

Charles (Bo) Strange, T-C (Sr.) AP, UPI

1961

Wendell Harris, B (Sr.) UPI
Billy Joe Booth, T (Sr.) AP
Monk Guillot, G (Sr.) AP
Jerry Stovall, B (Jr.) AP

1962

Robbie Hucklebridge, G (Jr.) AP
Dennis Gaubatz, C (Sr.) AP

1965

Joe Labruzzo, HB (Sr.) AP
George Rice, T (Sr.) AP

1966

Sammy Grezaffi, DB (Jr.) AP

1967

Barry Wilson, C (Sr.) AP

1968

Godfrey Zaunbrecher, C (Jr.) AP
Mike Anderson, LB (So.) AP
Garry Kent, DB (Sr.) AP

1969

Mark Lumpkin, PK (Sr.) AP

1970

Mike Demarie, G (Jr.) AP
Art Cantrelle, TB (Jr.) AP
Ronnie Estay, DT (Jr.) AP
Craig Burns, S (Sr.) AP

1971

Jay Michaelson, PK (Sr.) AP

1972

Brad Boyd, TE (So.) AP
Mike Williams, DB (So.) AP
Rusty Jackson, PK (So.) AP
Tyler LaFauci, G (Jr.) AP

1973

Mike Williams, DB (Jr.) AP
Richard Brooks, T (Jr.) AP
Bo Harris, LB (Jr.) AP

1974

Mike Williams, DB (Sr.) AP
Brad Davis, TB (Sr.) AP

1976

Robert Dugas, OT (So.) AP
Jon Streete, LB (Sr.) AP

1977

Carlos Carson, SE (So.) AP
John Adams, DE (So.) AP

1978

Jay Whitley, C (Sr.) AP
Lyman White, DE (So.) AP
George Atiyeh, DT (So.) AP
Willie Teal, DB (Jr.) AP

1979

John Ed Bradley, C (Sr.) AP
John Adams, DE (Sr.) AP
George Atiyeh, NG (Jr.) AP
Chris Williams, DB (Jr.) AP

1980

Al Richardson, LB (So.) AP

1981

Orlando McDaniel, SE (Sr.) AP
Al Richardson, LB (Jr.) AP

1982

Alan Risher, QB (Sr.) AP
Malcolm Scott, TE (Sr.) AP

1983

Liffort Hobley, FS (Jr.) AP

1984

Eric Martin, SE (Sr.) AP
Michael Brooks, LB (So.) AP
Shawn Burks, LB (Jr.) AP
Jeffery Dale, DB (Sr.) AP

1985

Curt Gore, OT (Sr.) AP
Garry James, TB (Sr.) AP
Shawn Burks, LB (Sr.) AP
Karl Wilson, DE (Jr.) AP

1986

Brian Kinchen, TE (Jr.) AP
John Hazard, OT (Sr.) AP
Roland Barbay, DE (Sr.) AP
Toby Caston, ILB (Sr.) AP

1987

Chris Carrier, WS (Sr.) AP
Ron Sancho, OLB (Jr.) AP
David Browndyke, PK (So.) AP
Brian Kinchen, TE (Sr.) AP

1988

Eddie Fuller, TB (Jr.) AP
Tommy Hodson, QB (Jr.) AP
Darrell Phillips, NG (Sr.) AP
Ralph Norwood, OT (Sr.) AP
Ruffin Rodrigue, OG (Jr.), AP

1989

Tommy Hodson, QB (Sr.) AP
David Browndyke, PK (Sr.) AP
Karl Dunbar, DT (Sr.) AP
Rene' Bourgeois, P (Sr.) AP

1990

Blake Miller, C (Sr.) AP
Harvey Williams, TB (Sr.) AP
Marc Boutte, DT (Jr.) AP

Derriel McCorvey, S (So.) AP
Marc Boutte, DT (Sr.) AP

1991

Marc Boutte, DT (Sr.) AP

1992

Bo Davis, NG (Sr.) AP
Kevin Mawae, OT (Jr.) AP, Coaches

1993

Harold Bishop, TE (Sr.) Coaches
Anthony Marshall, FS (Sr.) AP
Kevin Mawae, C (Sr.) AP, Coaches

1995

Shedrick Wilson, FL (Sr.) Coaches
Eddie Kennison, SE (Jr.) Coaches
Chuck Wiley, DT (So.) AP

1996

Ben Bordelon, OT (Sr.) AP, Coaches
Anthony McFarland, DT (So.) AP, Coaches

1997

Cedric Donaldson, CB (Sr.) AP

1998

Mark Roman, FS (Jr.) Coaches

1999

Corey Gibbs, P (Sr.) AP

2000

Fred Booker, CB (Sr.) Coaches
Ryan Clark, FS (Jr.) Coaches
Trev Faulk, LB (So.) AP, Coaches
Bradie James, LB (So.) Coaches
Brandon Winey OL (Sr.) Coaches

2001

Jason Baggett, OT (Sr.) Coaches
Rohan Davey, QB (Sr.) AP, Coaches
Domanick Davis, RS (Jr.) AP
Jarvis Green, DE (Sr.) Coaches
Damien James, DB (Jr.) AP, Coaches
Robert Royal, TE (Sr.) AP

2002

Michael Clayton, WR (So.) AP, Coaches
John Corbello, PK (Sr.) Coaches
Domanick Davis, RS/RB (Sr.) AP, Coaches
Demetrius Hookfin, CB (Sr.) AP
Donnie Jones, P (Jr.) Coaches
Chad Lavalais, DT (Jr.) AP

2003

Skyler Green, PR (So.) AP, Coaches
Devery Henderson, WR (Sr.) AP, Coaches
LaRon Landry, FS (Fr.) AP
Matt Mauck, QB (Jr.) AP, Coaches
Stephen Peterman, OG (Sr.) Coaches
Ben Wilkerson, C (Jr.) AP, Coaches

2004

David Jones, TE (Jr.) Coaches
LaRon Landry, FS (So.) Coaches
Corey Webster, CB (Sr.) Coaches
Kyle Williams, DT (Jr.) Coaches
Claude Wroten, DT(Jr.) AP, Coaches

2005

Will Arnold, OG (So.) Coaches
Skyler Green, RS (Sr.) AP
LaRon Landry, FS (Jr.) AP
Rudy Niswanger, C (Sr.) AP, Coaches
Kyle Williams, DT (Sr.) Coaches

**KWON ALEXANDER****2006**

Will Arnold, OG (Jr.) AP
Dwayne Bowe, WR (Sr.) Coaches
Craig Davis, RS (Sr.) Coaches
Richard Dickson, TE (Fr.) Coaches
Ali Highsmith, LB (Jr.) Coaches
Tyson Jackson, DE (So.) Coaches
Brian Johnson, OG (Sr.) AP

2007

Darry Beckwith, LB (Jr.) Coaches
Ciron Black, OT (So.) Coaches
Jacob Hester, RB (Sr.) Coaches
Herman Johnson, OG (Jr.) AP

2008

Darry Beckwith, LB (Sr.) AP
Ciron Black, OT (Jr.) AP, Coaches
Colt David, PK (Sr.) AP
Richard Dickson, TE (Jr.) Coaches
Tyson Jackson, DE (Sr.) AP

2009

Brandon LaFell, WR (Sr.) AP, Coaches
Chad Jones, FS (Jr.) AP, Coaches
Patrick Peterson, CB (So.) AP, Coaches

2010

Joseph Barksdale, OT (Sr.) AP, Coaches
Morris Claiborne, CB (So.) AP, Coaches
Josh Jasper, PK (Sr.) Coaches
Patrick Peterson, All-Purpose (Jr.) AP
Stevan Ridley, RB (Jr.) AP

2011

Drew Alleman, PK (Jr.) AP, Coaches
Ryan Baker, LB (Sr.) Coaches
Michael Brockers, DT (So.) AP
Chris Faulk, OT (So.) AP
Barkevious Mingo, DE (So.) AP
Rueben Randle, WR (Jr.) AP
Eric Reid, S (So.) AP
Spencer Ware, RB (So.) Coaches
Brad Wing, P (Fr.) Coaches

2012

Drew Alleman, PK (Sr.) Coaches
Bennie Logan, DT (Jr.) AP
Craig Loston, S (Jr.) AP
Barkevious Mingo, DE (Jr.) AP, Coaches
Sam Montgomery, DE (Jr.) AP

2013

Lamin Barrow, LB (Sr.) AP, Coaches
La'el Collins, OT (Jr.) Coaches

Jeremy Hill, RB (So.) Coaches
Anthony Johnson, DT, (Jr.) AP, Coaches
Jarvis Landry, WR, (Jr.) AP, Coaches
Trai Turner, OG, (So.) AP

2014

Kwon Alexander, LB (Jr.) Coaches
Vadal Alexander, OG (Jr.) Coaches
Jamie Keehn, P (Jr.) Coaches
Ronald Martin, S (Sr.) AP

2015

Jamal Adams, S (So.) AP, Coaches
Ethan Pocic, C (Jr.) Coaches
Tre'Davious White, CB (Jr.) AP, Coaches

2016

Jamal Adams, S (Jr.) Coaches
Kendell Beckwith, LB (Sr.) AP
Josh Boutte, OL (Jr.) AP
Leonard Fournette, RB (Jr.) AP, Coaches
Derrius Guice, All-Purpose (So.) Coaches
Arden Key, LB/DE (So.) Coaches
Ethan Pocic, C (Jr.) Coaches



NFL TIGERS



FIRST ROUND PICKS

Alabama	22
Ohio State	21
LSU	16
Florida	16
Southern Cal	15
Florida State	14



SEC NFL DRAFT PICKS

LSU	69
Alabama	63
Georgia	59
Florida	58
South Carolina	38
Arkansas	38
Auburn	37
Tennessee	31



NCAA NFL DRAFT PICKS

LSU	77
Southern Cal	76
Ohio State	73
Alabama	73
Florida	66
Florida State	61
Georgia	60
Oklahoma	60
Clemson	58
Miami	58

• Totals since 2006 NFL Draft.

NFL DRAFT BY THE NUMBERS

41

Total NFL First Round picks in LSU history with Leonard Fournette, Jamal Adams and Tre'Davious White becoming the latest in 2017

2

No. 1 overall picks in LSU history, including Billy Cannon (1960) and JaMarcus Russell (2007)

12

Straight years of at least four LSU players being taken in the NFL Draft

9

Total LSU players taken in the 2014 Draft, the most of any school

98

LSU players who have been selected in the NFL Draft since 2000

11

Out of the past 14 years that LSU has produced an NFL first-round draft pick

13

Out of the past 14 years that at least one LSU defensive lineman being taken in the NFL Draft

8

Defensive players selected from LSU in 2013, the most defensive players selected from any school within the first five rounds of an NFL Draft

2

In 2011 and 2012, LSU produced the first defensive back selected in consecutive drafts, a first by any school since the NFL's merger in 1970



Since 2007, LSU leads the nation in number of defensive backs selected in the NFL Draft with 15. Alabama is the next closest with 13. The Tigers have produced a defensive back selection in nine of the last 10 drafts.

LSU SUPER BOWL



A total of 57 former LSU players have played in pro football's ultimate game. At least one former LSU player has won a Super Bowl title in 13 of the last 16 Super Bowls dating back to 2002. Brandon LaFell caught a touchdown pass in the New England Patriots' victory in Super Bowl XLIX over Seattle. LaFell and running back Stevan Ridley were on the Patriots' roster. Seattle featured former LSU cornerback Tharold Simon.

SUPER BOWL TIGERS BY THE NUMBERS

16

Straight years of having a former player in the Super Bowl, the longest streak in the SEC

32

Former Tigers who have won a Super Bowl ring

3

Number of Super Bowl rings for retired New England Patriot Kevin Faulk, the most in school history

8

Number of former players who have won multiple Super Bowl rings

38

Of the 51 Super Bowls played have included at least one former LSU Tiger in the game



LSU TIGERS IN THE SUPER BOWL

Joseph Addai (RB) | 2007
Eric Alexander (LB) | 2005
Rohan Davey (QB) | 2004, 05
Ryan Clark (DB) | 2009
Michael Clayton (WR) | 2012
Alan Faneca (G) | 2006
Marlon Favorite (DT) | 2010
Kevin Faulk (RB) | 2002, 04, 05
Matt Flynn (QB) | 2011
Randall Gay (CB) | 2005, 10
Howard Green (DT) | 2011

Jarvis Green (DE) | 2004, 05
Devery Henderson (WR) | 2010
Marquise Hill (DT) | 2005
Greg Jackson (SS) | 1991
Tory James (CB) | 1998, 99
Quinn Johnson (FB) | 2011
Brian Kitchen (TE) | 2004
Brandon LaFell (WR) | 2015
Leonard Marshall (DE) | 1987, 91
Anthony McFarland (DT) | 2003, 07
Fred Miller (DT) | 1971

Barkevious Mingo (LB) | 2017
Remi Prudhomme (C-G) | 1970
Stevan Ridley (RB) | 2015
Johnny Robinson (S) | 1970
Tharold Simon (CB) | 2014
Jim Taylor (RB) | 1967
Billy Truax (TE) | 1972
Justin Vincent (RB) | 2009
Spencer Ware (RB) | 2014
Corey Webster (CB) | 2008, 2012

Tigers in the NFL

A

PLAYER (POSITION)	NFL TEAM	SEASONS
Adams, John (B)	Bears	1959-62
Addai, Joseph (RB)	Colts	2006-11
Alexander, Charles (RB)	Bengals	1979-85
Alexander, Dan (G)	Jets	1977-89
Alexander, Eric (LB)	Patriots	2004-09
	Jaguars	2010
	Browns	2010
Alexander, Kwon (LB)	Bucs	2015-16
Alexander, Vadal (OL)	Raiders	2016
Allen, Kenderick (DT)	Saints	2003
	Giants	2004-05
	Packers	2006
Andolsek, Eric (G)	Lions	1988-91
Andrews, Mitch (TE)	Broncos	1987

B

Baggett, Billy (B)	Texans	1952
Barbay, Roland (NT)	Seahawks	1987
Barksdale, Joe (T)	Raiders	2011-12
	Rams	2012-14
	Chargers	2015-16
Barnes, Walter (G)	Eagles	1948-51
Barrow, Lamin (LB)	Broncos	2014
	Beaara	2015
Bech, Brett (WR)	Saints	1997-99
Beckham, Odell Jr. (WR)	Giants	2014-16
Bishop, Harold (TE)	Buccaneers	1994
	Browns	1995
	Ravens	1996
	Steelers	1998
Blue, Alfred (RB)	Texans	2014-2016
Booker, Fred (DB)	Saints	2005
Booty, Josh (QB)	Browns	2001-03
Boyd, Danny (K)	Jaguars	2002
Bordelon, Ben (OG)	Chargers	1997
Bordelon, Ken (LB)	Saints	1976-77, 1979-82
Boutte, Marc (DT)	Rams	1992-93
	Redskins	1994-99
Bowe, Dwayne (WR)	Chiefs	2007-14
	Browns	2015
Branch, Mel (DE)	Chiefs	1960-65
	Dolphins	1966-68
Brazell, Bennie (WR)	Bengals	2006
Breaux, Delvin (CB)	Saints	2015-16
Britt, James (DB)	Falcons	1983-87
Brockers, Michael (DT)	Rams	2012-16
Brodnax, John "Red" (FB)	Broncos	1960
Brooks, Michael (LB)	Broncos	1987-92
	Giants	1993-95
	Lions	1996
Brooks, Ron (CB)	Bills	2012-15
	Eagles	2016
Burkett, Jeff (E)	Cardinals	1947
Burks, Shawn (LB)	Redskins	1986
Burrell, Clinton (DB)	Browns	1979-84
Bussey, Young (QB)	Bears	1940-41

C

Cannon, Billy (RB-TE)	Oilers	1960-63
	Raiders	1964-69
	Chiefs	1970
Capone, Warren (LB)	Cowboys	1975
	Saints	1976
Carson, Carlos (WR)	Chiefs	1980-89
	Eagles	1989
Casanova, Tommy (S)	Bengals	1972-77
Cason, Jim (HB)	49ers	1950-52, 1954
	Rams	1955-56
Caston, Toby (LB)	Oilers	1987-88
	Lions	1989-93
Champagne, Ed (T)	Rams	1947-50
Chatman, Ricky (LB)	Colts	1987
Claiborne, Morris (CB)	Cowboys	2012-16
Clapp, Tommy (LB)	Buccaneers	1988
Clark, Ryan (S)	Giants	2002-03
	Redskins	2004-05, 2014
	Steelers	2006-13
Clayton, Michael (WR)	Buccaneers	2004-09
	Giants	2010-11
Coates, Ray (B)	Giants	1948-49
Coffee, Jim (B)	Cardinals	1937-38
Collins, Al (B)	Colts	1950
	Packers	1951
Collins, Jalen (CB)	Falcons	2015-16
Collins, La'e'l (G)	Cowboys	2015-16
Collins, Ray (T)	49ers	1950-52

	Giants	1954
	Chiefs	1960-61
Crass, Bill (B)	Cardinals	1937
Cutrer, Jacob (LB)	Jaguars	2010
	Buccaneers	2011-12

D

Dale, Jeff (S)	Chargers	1985-86, 1988
Daniel, Eugene (CB)	Colts	1984-96
	Ravens	1997
Daniels, Travis (DB)	Dolphins	2005-07
	Browns	2008
	Chiefs	2009-12
Dardar, Ramsey (DT)	Cardinals	1984
Davey, Rohan (QB)	Patriots	2002-04
	Cardinals	2005
Davidson, Kenny (DE)	Steelers	1990-93
	Oilers	1994-95
	Bengals	1996
Davis, Brad (RB)	Falcons	1975-76
Davis, Craig (WR)	Chargers	2007-10
Davis, Domanick (RB)	Texans	2003-06
Davis, Tommy (PK)	49ers	1959-69
Davis, Wendell (WR)	Bears	1988-93
	Colts	1995
Demarie, John (G-T)	Browns	1967-75
	Seahawks	1976
Dorsey, Glenn (DT)	Chiefs	2008-12
	49ers	2013-15
Doucet, Early (WR)	Cardinals	2008-12
Duhe, A.J. (DE-LB)	Dolphins	1977-84
Dunbar, Karl (DE)	Saints	1993
	Cardinals	1994-95

E

Edwards, Eric (TE)	Cardinals	2004-05
Edwards, Lavar (DE)	Titans	2013
	Cowboys	2014
	Raiders	2015
	Panthers	2016
	Colts	2016
Elko, Bill (NT)	Chargers	1983-84
	Colts	1987
Estes, Don (G)	Chargers	1966

F

Faneca, Alan (G)	Steelers	1998-2007
	Jets	2008-09
	Cardinals	2010
Faulk, Kevin (RB)	Patriots	1999-2011
Faulk, Trev (LB)	Cardinals	2002-03
	Rams	2004-05
Ferguson, Ego (DT)	Bears	2014-15
Flynn, Matt (QB)	Packers	2008-11, 2013-14
	Seahawks	2012
	Raiders	2013
	Bills	2013
	Saints	2015
Fontenot, Herman (RB)	Browns	1985-88
	Packers	1989-90
Ford, Michael (RB)	Bears	2013
Foster, Larry (WR)	Lions	2000-02
	Cardinals	2003
Fournet, Sid (G)	Rams	1955-56
	Steelers	1957
	Chiefs	1960-61
	Jets	1962-63
Fuller, Eddie (RB)	Bills	1991-93
Fussell, Tommy (DE)	Patriots	1967

G

Gajan, Hokie (FB)	Saints	1982-85
Garlington, John (LB)	Browns	1968-77
Gaubatz, Dennis (LB)	Lions	1963-64
	Colts	1965-69
Gay, Randall (CB)	Patriots	2004-07
	Saints	2008-10
Glamp, Joe (B)	Steelers	1947-49
Gordon, Dillon (G)	Eagles	2016
Gorinski, Walt (B)	Steelers	1946
Graves, White (S)	Patriots	1965-67
	Bengals	1968
Green, Howard (DT)	Ravens	2002
	Saints	2003-04

	Seahawks	2007-08
	Jets	2009, 2010
	Packers	2010-11
Green, Jarvis (DE)	Patriots	2002-09
	Texans	2010
Green, Skyler (WR)	Cowboys	2006
	Bengals	2007
	Saints	2008
Gros, Earl (RB)	Packers	1962-63
	Eagles	1964-66
	Steelers	1967-69
	Saints	1970
Guidry, Kevin (CB)	Broncos	1988
	Cardinals	1989

H

Haliburton, Ronnie (TE)	Broncos	1990-91
Hamilton, Andy (WR)	Chiefs	1973-74
	Saints	1975
Harris, Bo (LB)	Bengals	1975-82
Harris, Wendell (DB)	Colts	1962-65
	Giants	1966-67
Hawkins, Chris (DB)	Titans	2011
Hawkins, Jerald (T)	Steelers	2016
Henderson, Devery (WR)	Saints	2004-12
Hester, Jacob (FB)	Chargers	2008-11
	Broncos	2012
Highsmith, Ali (LB)	Cardinals	2008-09
Hill, Eric (LB)	Cardinals	1989-97
	Rams	1998
	Chargers	1999
Hill, Jeremy (RB)	Bengals	2014-15
Hill, Marquise (DE)	Patriots	2004-06
Hill, Raion (DB)	Bills	2000-01
Hilliard, Dalton (RB)	Saints	1986-93
Hobley, Liffort (DB)	Cardinals	1985
	Dolphins	1987-93
Hodgins, Norm (DB)	Bears	1974
Hodson, Tommy (QB)	Patriots	1990-92
	Dolphins	1993
	Cowboys	1994
	Saints	1995-96
Holliday, Trindon (WR)	Texans	2011-12
	Broncos	2012-13
	49ers	2014
	Buccaneers	2014
Hunt, Jack (S)	Dolphins	2005
Hunter, Danielle (DE)	Vikings	2015-16

J

Jackson, Al (G)	Cowboys	2000-01
Jackson, Chevis (CB)	Falcons	2008-09
	Jaguars	2010
	Patriots	2010
	Broncos	2010
Jackson, Greg (DB)	Giants	1989-93
	Eagles	1994-95
	Saints	1996
	Chargers	1997-2000
Jackson, Rusty (P)	Rams	1976
	Bills	1978-79
Jackson, Steve (DB)	Raiders	1977
Jackson, Tyson (DE)	Chiefs	2009-13
	Falcons	2014-15
James, Bradie (LB)	Cowboys	2003-11
	Texans	2012
James, Garry (RB)	Lions	1986-88
James, Tory (CB)	Broncos	1996-99
	Raiders	2000-02
	Bengals	2003-06
Jean Batiste, Garland (RB)	Saints	1987
Jean-Francois, Ricky (DT)	49ers	2009-12
	Colts	2013-14
	Redskins	2015-16
Jefferson, Norman (DB)	Packers	1987-88
Johnson, Anthony (DT)	Dolphins	2014
	Patriots	2016
	Jets	2016
Johnson, Herman (G)	Cardinals	2009
	Bears	2010
Johnson, Quinn (FB)	Packers	2009-10
	Titans	2011-13
Joiner, Tim (LB)	Oilers	1983-84
	Broncos	1987
Jones, Bert (QB)	Colts	1973-81
	Rams	1982
Jones, Deion (LB)	Falcons	2016
Jones, Donnie (P)	Seahawks	2004
	Dolphins	2005-06
	Rams	2007-11
	Texans	2012

	Eagles	2013-16
Jones, Reggie (WR)	Chargers	2000-01
Jones, Victor (RB)	Oilers	1990-91
	Broncos	1992
	Steelers	1993-94
	Chiefs	1994

K

Kavanaugh, Ken Sr. (E)	Bears	1940-41, 1945-50
Kennison, Eddie (WR)	Rams	1996-98, 2008
	Saints	1999
	Bears	2000
	Broncos	2001
	Chiefs	2001-07
Kinchen, Brian (TE)	Dolphins	1988-90
	Browns	1991-95
	Ravens	1996-98
	Panthers	1999-2000
	Patriots	2003
Kinchen, Todd (WR)	Rams	1992-95
	Broncos	1996
	Falcons	1997-98
Konz, Ken (DB)	Browns	1953-59

L

LaFell, Brandon (WR)	Panthers	2010-13
	Patriots	2014-15
	Bengals	2016
LaFleur, David (TE)	Cowboys	1997-2000
LaFleur, Greg (TE)	Cardinals	1981-85
	Colts	1986
Landry, Jarvis (WR)	Dolphins	2014-16
Landry, LaRon (S)	Redskins	2007-11
	Jets	2012
	Colts	2013-14
Lang, Gene (RB)	Broncos	1984-87
	Falcons	1988-90
Lavalais, Chad (DT)	Falcons	2004-05
LeBlanc, Clarence (S)	Giants	2003
Lee, Buddy (QB)	Bears	1971
Leggett, Earl (DT)	Bears	1957-65
	Rams	1966
	Saints	1967
LeJeune, Norman (DB)	Dolphins	2005-06
Levingston, Lazarius (DE)	Seahawks	2011
	Buccaneers	2012

Livingston, Nate (G)	Bengals	2008-11
	Cowboys	2012
Logan, Bennie (DT)	Eagles	2013-16
Louis, Lamar (LB)	Cardinals	2016
	Ravens	2016

M

Magee, Terrence (RB)	Ravens	2015
	Seahawks	2016
	Rams	2016
Malancon, Rydell (LB)	Falcons	1984
	Packers	1987
Marshall, Anthony (DB)	Bears	1994-97
	Eagles	1998
Marshall, Leonard (DE)	Giants	1983-92
	Jets	1993
	Redskins	1994
Martin, Eric (WR)	Saints	1985-93
	Chiefs	1994
Martin, Ronald (S)	Jets	2015-16
Martin, Sammy (WR)	Patriots	1988-91
	Colts	1991
Masters, Billy (TE)	Bills	1967-69
	Broncos	1970-74
	Chiefs	1975-76
Mathieu, Tyrann (S)	Cardinals	2013-16
Mauck, Matt (QB)	Broncos	2004
	Titans	2005-06
Mawae, Kevin (G-C)	Seahawks	1995-97
	Jets	1998-2005
	Titans	2006-09
May, Bill (B)	Cardinals	1937-38
Mayes, Adrian (DB)	Cardinals	2004-05
Mayes, Mike (CB)	Saints	1989
	Jets	1990
	Vikings	1991
McClure, Todd (C)	Falcons	2000-12
McCormick, Dave (T)	49ers	1966
	Saints	1967-68
McCray, Danny (S)	Cowboys	2010-13, 2015
	Bears	2016
McDaniel, Orlando (WR)	Broncos	1982

McFarland, Anthony (DT)	Buccaneers	1999-2005
	Colts	2006-07
Mealey, Rondell (RB)	Packers	2001-02
Mettenberger, Zach (QB)	Titans	2014-15
	Steelers	2016
Miller, Arnold (DE)	Browns	1999-2000
Miller, Blake (C)	Lions	1992
Miller, Fred (DT)	Colts	1963-72
Miller, Nate (G)	Falcons	1997
Miller, Paul (DE)	Rams	1954-57
	Chiefs	1960-61
	Chargers	1962
Mills, Jalen (CB)	Eagles	2016
Mingo, Barkevious (LB)	Browns	2013-15
	Patriots	2016
Minter, Kevin (LB)	Cardinals	2013-16
Mixon, Kenny (DE)	Dolphins	1998-2001
	Vikings	2002-04
Montgomery, Bill (B)	Cardinals	1946
Montgomery, Sam (LB)	Texans	2013
Moreau, Doug (TE)	Dolphins	1966-69
Morgan, Mike (LB)	Eagles	1964-67
	Redskins	1968
	Saints	1969-70
Murphy, Richard (RB)	Jaguars	2012
Myles, Jesse (RB)	Broncos	1983-84

N

Neal, Ed (G)	Bears	1951
Neck, Tommy (HB)	Bears	1962-63
Nevis, Drake (DT)	Colts	2011-12
	Chargers	2013
	Cowboys	2013
	Jaguars	2013
Niswanger, Rudy (C)	Chiefs	2006-10
Northern, Gabe (DE)	Bills	1996-99
	Vikings	2000
Norwood, Ralph (T)	Falcons	1989
Nunnery, R.B. (DT)	Chiefs	1960

O

Oliver, Melvin (DE)	49ers	2006
---------------------	-------	------

P

Peterman, Stephen (G)	Cowboys	2004-05
	Lions	2006-12
Peterson, Patrick (CB/RS)	Cardinals	2011-16
Porter, Tracy (WR)	Lions	1981-82
	Colts	1983-84
Price, Marcus (T)	Chargers	1997-99
	Saints	2000-01
	Bills	2002-04
	Cowboys	2005
Prude, Ronnie (DB)	Ravens	2006-07
Prudhomme, Remi (C-G)	Bills	1966-67, 1972
	Chiefs	1968-69
	Saints	1971-72

Q

Quinn, Marcus (DB)	Buccaneers	1987
--------------------	------------	------

R

Rabb, Warren (QB)	Lions	1960
	Bills	1961-62
Randall, Marcus (LB)	Titans	2005
Randle, Rueben (WR)	Giants	2012-15
Ray, Eddie (RB-P)	Patriots	1970
	Chargers	1971
	Falcons	1972-74
	Bills	1976
Raymond, Corey (S)	Giants	1992-94
	Lions	1995-97
Reed, Joe (B)	Cardinals	1937, 1939
Reed, Josh (WR)	Bills	2002-09
Rehage, Steve (S)	Giants	1987
Reid, Eric (S)	49ers	2013-16
Reid, Joe (LB)	Rams	1951
Reynolds, M.C. (QB)	Cardinals	1958-59
	Redskins	1960
	Bills	1961
	Raiders	1962
Rice, George (DT)	Oilers	1966-69
Richards, Bobby (DE)	Eagles	1962-65
	Falcons	1966-67
Richey, Wade (PK)	49ers	1998-2000



"That may be the greatest catch I've ever seen. You have to be kidding me! That is impossible. That is absolutely impossible what he just did." - NBC analyst Cris Collinsworth seconds after Odell Beckham's three-finger TD catch.

	Chargers	2001-02
	Ravens	2003-04
Ridley, Stevan (RB)	Patriots	2011-14
	Jets	2015
	Falcons	2016
Riley, Perry Jr. (LB)	Redskins	2010-15
	Raiders	2016
Risher, Alan (QB)	Buccaneers	1985
	Packers	1987
Robinson, Johnny (S)	Chiefs	1960-71
Robinson, Rashard (CB)	49ers	2016
Robiskie, Terry (RB)	Raiders	1977-79
	Dolphins	1980-81
Rogers, Steve (RB)	Saints	1975
	Jets	1976
Roman, Mark (DB)	Bengals	2000-03
	Packers	2004-05
	49ers	2006-09
Royal, Robert (TE)	Redskins	2003-05
	Bills	2006-08
	Browns	2009-10
Rukas, Justin (T)	Brooklyn Dodgers	1936
Russell, JaMarcus (QB)	Raiders	2007-09

S

Sandifer, Dan (B)	Redskins	1948-49
	Lions	1950
	49ers	1950
	Eagles	1950-51
	Packers	1952-53
	Cardinals	1953
Savoie, Nicky (TE)	Saints	1997

Schroll, Charles (B)	Lions	1950
	Packers	1951
Scott, Malcolm (TE)	Giants	1983
	Saints	1987
Shepard, Russell (WR)	Buccaneers	2013-16
Sheppard, Kelvin (LB)	Bills	2011-12
	Colts	2013
	Dolphins	2014-15
	Giants	2016
Shurtz, Hubert (T)	Steelers	1948
Simon, Tharold (CB)	Seahawks	2014-15
	Cardinals	2016
Smith, Lance (G)	Cardinals	1985-93
	Giants	1994-96
Smoot, Raymond (G)	Chargers	1993
Spears, Marcus (DE)	Cowboys	2005-12
	Ravens	2013
Steltz, Craig (S)	Bears	2008-13
Stovall, Jerry (DB)	Cardinals	1963-71
Sutton, Mike (DL)	Oilers	1998
Sykes, Gene (DB)	Bills	1963-65
	Broncos	1967

T

Tarasovic, George (DE)	Steelers	1952-53,
------------------------	----------	----------

	Eagles	1956-63
	Broncos	1963-65
Taylor, Brandon (S)	Chargers	2012-13
Taylor, Curtis (S)	49ers	2009-10
*Taylor, Jim (FB)	Packers	1958-66
	Saints	1967
Teal, Willie (CB)	Vikings	1980-86
	Raiders	1987
Thomas, Henry (DT)	Vikings	1987-94
	Lions	1995-96
	Patriots	1997-2000
Tinsley, Gaynell (E)	Cardinals	1937-38,
		1940
Tinsley, Jess (T)	Cardinals	1929-33
*Tittle, Y.A. (QB)	Colts	1950
	49ers	1951-60
	Giants	1961-64
Toeftield, LaBrandon (RB)	Jaguars	2003-07
Torrance, Jack (T)	Bears	1939-40
Toth, Zollie (RB)	NY Yankees	1950-51
	Colts	1953-54
Truax, Billy (TE)	Rams	1964-70
	Cowboys	1971-73
Turner, Trai (G)	Panthers	2014-16

V

Van Buren, Ebert (RB)	Eagles	1951-53
*Van Buren, Steve (RB)	Eagles	1944-51

W

Walker, Denard (CB)	Oilers/Titans	1997-2000
	Broncos	2000-02
	Vikings	2003-04
	Raiders	2005
Ware, Spencer (FB)	Seahawks	2013
	Chiefs	2015-16
Webster, Corey (CB)	Giants	2005-13
Wesley, Joe (LB)	49ers	1999-2001
White, James (DE)	Browns	1985
White, Lyman (LB)	Falcons	1981-82
Whitlatch, Blake (LB)	Jets	1978
Whitworth, Andrew (OT)	Bengals	2006-16
Wiley, Chuck (DT)	Panthers	1999
	Falcons	2000-01
	Vikings	2002-04
Wilkerson, Ben (C)	Bengals	2005-06
	Falcons	2007-08
Williams, Chris (CB)	Bills	1981-83
Williams, Harvey (RB)	Chiefs	1991-93
	Raiders	1994-98
Williams, Keiland (RB)	Redskins	2010, 2012
	Lions	2011, 2012
Williams, Kyle (DT)	Bills	2006-16
Williams, Louis (OL)	Panthers	2001-02
Williams, Mike (CB)	Chargers	1975-82

	Rams	1983
	Cardinals	1991
	Saints	1994
Wilson, Karl (DE)	Chargers	1987-88
	Cardinals	1989
	Dolphins	1990, 1993
	Rams	1991
	Jets	1992-93
	49ers	1993
	Buccaneers	1994
	Bills	1995
Wilson, Sheddric (WR)	Oilers	1996
Wimberly, Abner (E)	Packers	1950-52
Winey, Brandon (T)	Broncos	2001
	Redskins	2003
	Giants	2004
Wing, Brad (P)	Steelers	2014
	Giants	2015-16
Winston, Roy "Moonie" (LB)	Vikings	1962-76
Woodley, David (QB)	Dolphins	1980-83
	Steelers	1984-85
Woods, Al (NT)	Buccaneers	2010
	Seahawks	2011
	Steelers	2011-13
	Titans	2014-15
Wright, James (WR)	Bengals	2014-16
Wroten, Claude (DT)	Rams	2006-07

Y

Young, Rodney (DB)	Giants	1995-98
Youngblood, George (S)	Bears	1969

Z

Zaunbrecher, Godfrey (C)	Vikings	1971-73
Zinger, Keith (TE)	Falcons	2009

* - indicates member of Pro Football Hall of Fame
 • Players active for at least one regular season game
 • Compiled by Sheldon Mickles, Baton Rouge Advocate
 • (Source: NFL media guides and NFL.com)

TIGERS IN THE AAFC

ALL-AMERICAN FOOTBALL CONFERENCE

Cason, Jim (HB)	49ers	1948-49
Kingery, Wayne (B)	Baltimore Colts	1949
Land, Fred (T)	49ers	1948
Tittle, Y.A. (QB)	B. Colts	1948-49

• merged with NFL in 1950

Tigers in the NFL Draft

1936

Rd	Pick	Player	Team
6	53	Abe Mickal, B	Detroit

1937

2	12	Gaynell (Gus) Tinsley, E	Chicago Cardinals
2	18	Marvin (Moose) Stewart, C	Chicago Bears

1939

5	33	Eddie Gallo, T	Cleveland Rams
15	133	Ben Friend, T	Cleveland Rams
20	184	Dick Gormley, C	Philadelphia

1940

3	22	Ken Kavanaugh, E	Chicago Bears
20	187	Young Bussey, B	Chicago Bears

1941

14	122	J.W. Goree, G	Pittsburgh
20	184	Leo Barnes, T	Cleveland Rams

1943

17	152	Walt Gorinski, B	Philadelphia
22	201	Percy Holland, G	Detroit
29	273	Bill Edwards, G	Chicago Cardinals
30	285	Willie Miller, G	Cleveland Rams

1944

1	5	Steve Van Buren, B	Philadelphia
14	139	Joe Hartley, T	Chicago Bears
14	140	Jim Talley, C	Philadelphia
18	186	Reldon Bennett, T	Boston Yanks
23	241	Dilton Richmond, E	Boston Yanks
31	323	Jim McLeod, E	Cleveland Rams

1945

3	25	Alvin Dark, B	Philadelphia
10	98	Hal Helscher, B	Green Bay
11	101	Holley Heard, T	Chicago Cardinals
15	151	Bill Montgomery, B	Philadelphia
26	265	Felix Trapani, G	Brooklyn Tigers
26	266	Gene (Red) Knight, B	Chicago Cardinals

1946

19	175	Tom Loflin, E	New York Giants
23	216	Andy Kosmac, C	Green Bay
25	239	Charlie Webb, E	Washington

1947 • NFL

3	17	Gene (Red) Knight, B	Washington
17	152	Hubert Shurtz, T	Philadelphia
18	163	Ed Champagne, T	Los Angeles Rams
20	179	Charlie Webb, E	Washington
20	182	Fred Hall, G	Philadelphia
21	192	Shelton Ballard, C	Chicago Cardinals
30	282	Clyde Lindsey, E	Chicago Cardinals

1947 • AAFC

7	54	Gene (Red) Knight	San Francisco
---	----	-------------------	---------------

1948 • NFL

1	6	Y.A. Tittle, QB	Detroit
5	28	Dan Sandifer, B	Washington
7	55	Jim Cason, B	Chicago Cardinals
7	57	Ray Coates, B	New York Giants
11	87	Fred Land, T	Detroit
12	99	Abner Wimberly, E	Boston Yanks
14	120	Bill Schroll, B	Los Angeles Rams
20	183	Ed Claunch, C	Philadelphia

1948 • AAFC

3	17	Jim Cason, B	San Francisco
4	19	Dan Sandifer, B	Baltimore Colts
6	27	Fred Land, T	San Francisco
17	59	Ray Coates, B	Buffalo
19	66	Abner Wimberly, E	Los Angeles Dons

1949 • NFL

6	53	Albin (Rip) Collins, B	New York Bulldogs
---	----	------------------------	-------------------

1949 • AAFC

3	21	Albin (Rip) Collins, B	Cleveland Browns
---	----	------------------------	------------------

1950

3	37	Ray Collins, T	San Francisco
4	42	Zollie Toth, B	New York Bulldogs
8	98	Ebert Van Buren, B	New York Giants
10	120	Melvin Lyle, E	New York Bulldogs
14	180	Al Hover, G	Chicago Bears

1951

1	3	Y.A. Tittle, QB	San Francisco
1	7	Ebert Van Buren, B	Philadelphia
1	14	Kenny Konz, B	Cleveland
2	16	Albin (Rip) Collins, B	Green Bay
10	117	Jim Shoaf, G	Detroit
13	156	Joe Reid, C	Los Angeles Rams
22	265	Billy Baggett, B	Los Angeles Rams

1952

2	18	George Tarasovic, C	Pittsburgh
12	141	Jim Roshto, B	Detroit
13	151	Ray Potter, T	Washington
13	153	Rudy Yeager, T	San Francisco
20	238	Jess Yates, E	San Francisco
23	266	Chet Freeman, B	New York Yankees

1953

6	64	Paul Miller, T	Los Angeles Rams
18	206	LeRoy Labat, B	Baltimore Colts
27	320	Ralph McLeod, E	San Francisco

1954

23	266	Charles Oakley, B	Chicago Cardinals
24	281	William Harris, T	New York Giants
25	290	Jerry Marchand, B	Chicago Cardinals

1955

2	20	Sid Fournet, T	Los Angeles Rams
21	248	Gary Dildy, C	New York Giants
22	260	Al Dogget, B	New York Giants
23	269	Elton Shaw, T	Green Bay

1956

12	134	Robert Nunnery, T	Detroit
13	146	O.K. Ferguson, B	Detroit
20	238	Vince Gonzales, B	Washington

1957

1	13	Earl Leggett, T	Chicago Bears
11	128	Tommy Davis, B	San Francisco
16	193	Lou Deutschmann, B	New York Giants
21	252	Jerry Janes, E	Chicago Bears

1958

2	15	Jim Taylor, FB	Green Bay
---	----	----------------	-----------

1959

13	148	Billy Shoemaker, E	Washington
15	175	J.W. (Red) Brodnax	Pittsburgh

1960 • NFL

1	1	Billy Cannon, B	Los Angeles Rams
3	1	Johnny Robinson, HB	Detroit
2	15	Warren Rabb, QB	Detroit
8	94	Max Fugler, C	San Francisco
10	118	Mel Branch, E	San Francisco

1960 • AFL

		Mel Branch, T-G	Denver
		Billy Cannon	Houston
		Max Fugler, C	Boston Patriots
		Warren Rabb, QB	Dallas Texans
		Johnny Robinson, HB	Dallas Texans

1961 • NFL

2	28	Charles (Bo) Strange, C	Philadelphia
15	210	Bobby Richards, T	Philadelphia

1961 • AFL

3	17	Bo Strange, C	Denver
---	----	---------------	--------

1962 • NFL

1	9	Wendell Harris, B	Baltimore Colts
1	14	Earl Gros, B	Green Bay
4	45	Roy Winston, G	Minnesota
7	93	Fred Miller, T	Baltimore Colts
13	181	Billy Joe Booth, T	New York Giants
16	224	Jimmy Field, B	Green Bay
18	245	Tommy Neck, B	Chicago Bears

1962 • AFL

2	15	Earl Gros, FB	Houston
6	42	Roy Winston, G	San Diego
7	51	Wendell Harris, DB	San Diego
20	158	Tommy Neck, DB	Boston Patriots
26	201	Fred Miller, DT	Oakland
26	206	Jimmy Field, QB	Boston Patriots
32	249	Bob Richards, DE	Oakland

1963 • NFL

1	2	Jerry Stovall, B	St. Louis Cardinals
4	45	Don Estes, T	St. Louis Cardinals
8	106	Gene Sykes, B	Philadelphia
8	111	Dennis Gaubatz, LB	Detroit
18	239	Buddy Soefker, B	Los Angeles Rams

1963 • AFL

1	3	Jerry Stovall, HB	New York Jets
2	15	Don Estes, T	Houston
19	148	Gene Sykes, DB	Buffalo
20	154	Buddy Soefker, LB	San Diego
25	199	Dennis Gaubatz, LB	Boston Patriots

1964 • NFL

2	26	Billy Truax, TE	Cleveland Browns
3	37	Remi Prudhomme, T	St. Louis Cardinals
17	226	Mike Morgan, E	Philadelphia
18	244	Willis Langley, T	Detroit

1964 • AFL

2	14	Billy Truax, TE	Houston
14	108	Remi Prudhomme, C	Buffalo

1965 • NFL

5	58	Dave McCormick, T	San Francisco
10	139	Pat Screen, B	Cleveland Browns

1965 • AFL

1 (RS)		Dave McCormick, T	Boston Patriots
4 (RS)		Mickey Cox, T	Oakland
6 (RS)		Billy Ezell, DB	Boston Patriots
8 (RS)		Beau Colle, DB	Boston Patriots
12 (RS)		Pat Screen, QB	New York Jets
17	135	White Graves, DB	Boston Patriots

1966 • NFL

1	12	George Rice, T	Chicago
Expansion		Bob Richards, DE	Atlanta

1966 • AFL

3	21	George Rice, T	Houston
11	98	Joe Labruzzo, HB	Oakland
19	164	Doug Moreau, E-K	Miami

1967

3	77	Billy Masters, TE	Kansas City
6	152	John DeMarie, DE	Cleveland
8	206	Tom Fussell, DT	Boston Patriots
Expansion		Earl Leggett, DT	New Orleans

1968

2	47	John Garlington, LB	Cleveland Browns
7	184	Sammy Grezaffi, DB	Kansas City
13	349	James Dousay, RB	Houston
Expansion		White Graves, DB	Cincinnati

1969

6	136	Ken Newfield, RB	Oakland
6	154	Bill Fortier, T	Baltimore Colts
8	206	Maurice LeBlanc, DB	Kansas City
11	267	Tommy Morel, WR	New Orleans

1970

4	83	Eddie Ray, RB	Boston Patriots
11	286	Godfrey Zaunbrecher, C	Minnesota
17	421	George Bevan, DB	Buffalo

1971

7	167	Buddy Lee, QB	Chicago
9	216	Mike Anderson, LB	Pittsburgh
17	420	John Sage, LB	Philadelphia

1972

2	29	Tom Casanova, DB	Cincinnati
4	97	Andy Hamilton, WR	Kansas City
8	186	Ronnie Estay, DT-LB	Denver
15	367	Ken Kavanaugh, Jr., TE	New York Giants

1973

1	2	Bert Jones, QB	Baltimore Colts
3	70	John Wood, DT	Denver

1974

11	264	Norm Hodgins, DB	Chicago
17	429	Collis Temple, DE	Detroit

1975

1	22	Mike Williams, DB	San Diego
3	77	Bo Harris, LB	Cincinnati
7	163	Steve Rogers, RB	New Orleans
9	211	Brad Davis, RB	Atlanta
10	250	Brad Boyd, TE	Detroit
12	308	Ben Jones, WR	St. Louis Cardinals

1976

5	150	Ken Bordelon, LB	Los Angeles Rams
7	189	Steve Cassidy, DT	Cleveland
8	210	Larry Shipp, WR	Seattle
17	479	Allen Misher, WR	Houston

1977

1	13	A.J. Duhe, LB	Miami
8	200	Dan Alexander, G	New York Jets
8	223	Terry Robiskie, RB	Oakland

1978

9	248	Blake Whitlatch, LB	San Diego
12	325	Lew Sibley, LB	Chicago

1979

1	12	Charles Alexander, RB	Cincinnati
6	151	Clinton Burrell, DB	Cleveland
10	269	Al Green, DB	San Diego

1980

2	30	Willie Teal, DB	Minnesota
5	114	Carlos Carson, WR	Kansas City
5	126	John Adams, LB	Oakland
8	214	David Woodley, QB	Miami

1981

2	49	Chris Williams, DB	Buffalo
2	54	Lyman White, LB	Atlanta
3	82	Greg LaFleur, TE	Philadelphia
4	99	Tracy Porter, WR	Detroit
10	249	Hokie Gajan, RB	New Orleans

1982

2	50	Orlando McDaniel, WR	Denver
11	289	Willie Turner, WR	Los Angeles Raiders

1983

2	37	Leonard Marshall, DT	New York Giants
2	43	James Britt, DB	Atlanta
3	58	Tim Joiner, LB	Houston
3	71	Ramsey Dardar, G	St. Louis Cardinals
5	124	Malcolm Scott, TE	New York Giants
7	192	Bill Elko, G	San Diego

1984

1986

2	29	Garry James, RB	Detroit
2	31	Dalton Hilliard, RB	New Orleans
10	274	Jeff Wickersham, QB	Miami

1987

3	59	Karl Wilson, DE	San Diego
3	72	Henry Thomas, NT	Minnesota
3	86	Michael Brooks, LB	Denver
6	159	Toby Caston, LB	Houston
7	184	Roland Barbay, DT	Seattle
12	335	Norman Jefferson, DB	Green Bay

1988

1	27	Wendell Davis, WR	Chicago
3	79	Kevin Guidry, CB	Denver
4	97	Sam Martin, WR-RB	New England
5	111	Eric Andolsek, OG	Detroit
9	245	Rogie Magee, WR	Chicago
12	318	Chris Carrier, S	Phoenix Cardinals
12	320	Brian Kinchen, TE	Miami

1989

1	10	Eric Hill, LB	Phoenix Cardinals
2	38	Ralph Norwood, OT	Atlanta
3	78	Greg Jackson, DB	New York Giants
4	106	Mike Mayes, DB	New Orleans
7	171	Ron Sancho, LB	Kansas City
9	251	Rudy Harmon, LB	San Francisco

1990

2	43	Kenny Davidson, DE	Pittsburgh
3	59	Tommy Hodson, QB	New England
4	88	Tony Moss, WR	Chicago
4	100	Eddie Fuller, RB	Buffalo
6	164	Ronnie Haliburton, TE	Denver
8	209	Karl Dunbar, DT	Pittsburgh
9	246	Clint James, DT	New York Giants
9	SUPP	Willie Williams, TE	Phoenix

1991

1	21	Harvey Williams, RB	Kansas City
7	168	Blake Miller, C	New England
11	285	Slip Watkins, WR	Detroit

1992

3	57	Marc Boutte, DT	Los Angeles Rams
3	60	Todd Kinchen, WR	Los Angeles Rams

1994

2	36	Kevin Mawae, C	Seattle
3	69	Harold Bishop, TE	Tampa Bay

1995

3	85	Rodney Young, S	New York Giants
6	172	Marcus Price, OT	Jacksonville

1996

1	18	Eddie Kennison, WR	St. Louis Rams
2	44	Tory James, CB	Denver
2	53	Gabe Northern, DE	Buffalo

1997

1	22	David LaFleur, TE	Dallas
3	75	Denard Walker, CB	Houston
6	165	Nicky Savoie, TE	New Orleans

1998

1	26	Alan Faneca, OL	Pittsburgh
2	49	Kenny Mixon, DL	Miami
3	62	Chuck Wiley, DL	Carolina

1999

1	15	Anthony McFarland, NG	Tampa Bay
2	46	Kevin Faulk, TB	New England
7	237	Todd McClure, C	Atlanta

2000

2	34	Mark Roman, DB	Cincinnati
7	252	Rondell Mealey, RB	Green Bay

2001

6	164	Brandon Winey, OL	Miami
6	172	Josh Booty, QB	Seattle
7	211	Louis Williams, OL	Carolina

2002

2	36	Josh Reed, WR	Buffalo
4	117	Rohan Davey, QB	New England
4	126	Jarvis Green, DE	New England
5	160	Robert Royal, TE	Washington
6	190	Howard Green, DT	Houston

2003

4	101	Domanick Davis, RB	Houston
4	103	Bradie James, LB	Dallas
4	132	LaBrandon Toefield, RB	Jacksonville
7	244	Norman LeJeune, DB	Philadelphia

2004

1	15	Michael Clayton, WR	Tampa Bay
2	50	Devery Henderson, WR	New Orleans
2	63	Marquise Hill, DE	New England
3	83	Stephen Peterman, OG	Dallas
5	142	Chad Lavalais, DT	Atlanta
7	224	Donnie Jones, P	Seattle
7	225	Matt Mauck, QB	Denver

2005

1	20	Marcus Spears, DE	Dallas
2	43	Corey Webster, CB	New York Giants
4	104	Travis Daniels, CB	Miami

2006

1	30	Joseph Addai, RB	Indianapolis
2	55	Andrew Whitworth, OT	Cincinnati
3	68	Claude Wroten, DT	St. Louis
4	125	Skyler Green, WR	Dallas
5	134	Kyle Williams, DT	Buffalo
6	197	Melvin Oliver, DE	San Francisco
7	231	Bennie Brazell, WR	Cincinnati

2007

1	1	JaMarcus Russell, QB	Oakland
1	6	LaRon Landry, FS	Washington
1	23	Dwayne Bowe, WR	Kansas City
1	30	Craig Davis, WR	San Diego
7	213	Chase Pittman, DE	Cleveland

2008

1	5	Glenn Dorsey, DT	Kansas City
3	68	Chevis Jackson, CB	Atlanta
3	69	Jacob Hester, RB	San Diego
3	81	Early Doucet, WR	Arizona
4	120	Craig Steltz, S	Chicago
7	209	Matt Flynn, QB	Green Bay
7	232	Keith Zinger, TE	Carolina

2009

1	3	Tyson Jackson, DE	Kansas City
5	145	Quinn Johnson, FB	Green Bay
5	167	Herman Johnson, OG	Arizona
7	219	Curtis Taylor, S	San Francisco
7	224	Demetrius Byrd, WR	San Diego
7	244	Ricky Jean-Francois, DT	San Francisco

2010

3	76	Chad Jones, S	New York Giants
3	78	Brandon LaFell, WR	Carolina
4	103	Perry Riley, LB	Washington
4	123	Al Woods, DT	New Orleans
6	197	Trindon Holliday, RS	Houston
6	200	Charles Scott, RB	Philadelphia

2011

1	5	Patrick Peterson, CB	Arizona
3	68	Kelvin Sheppard, LB	Buffalo
3	73	Stevan Ridley, RB	New England
3	87	Drake Nevis, DT	Indianapolis
3	92	Joseph Barksdale, OT	Oakland
7	205	Lazarus Levingston, DL	Seattle

2012

1	6	Morris Claiborne, CB	Dallas
1	14	Michael Brockers, DT	St. Louis
2	63	Rueben Randle, WR	N. Y. Giants
3	73	Brandon Taylor, S	San Diego
4	124	Ron Brooks, CB	Buffalo

NFL FIRST-ROUND DRAFT PICKS

YEAR	PLAYER (POSITION)	TEAM	OVERALL PICK
1944	Steve Van Buren (B)	Philadelphia	5th
1948	Y.A. Tittle (QB)	Chicago	6th
1951	Y.A. Tittle (QB)	San Francisco	3rd
	Ebert Van Buren (B)	Philadelphia	7th
	Kenny Konz (B)	Cleveland	14th
1957	Earl Leggett (T)	Chicago	13th
1960	Bert Jones (B)	Los Angeles	1st
	Johnny Robinson (HB)	Detroit	3rd
1962	Wendell Harris (B)	Baltimore	9th
	Earl Gros (B)	Green Bay	14th
1963	Jerry Stovall (B)	St. Louis	2nd
1966	George Rice (T)	Chicago	12th
1973	Bert Jones (QB)	Baltimore	2nd
1975	Mike Williams (DB)	San Diego	22nd
1977	A.J. Duhe (DT)	Miami	13th
1979	Charles Alexander (RB)	Cincinnati	12th
1988	Wendell Davis (WR)	Chicago	27th
1989	Eric Hill (LB)	Phoenix	10th
1991	Harvey Williams (RB)	Kansas City	21st
1996	Eddie Kennison (WR)	St. Louis	18th
1997	David LaFleur (TE)	Dallas	22nd
1998	Alan Faneca (OL)	Pittsburgh	26th
1999	Anthony McFarland (NG)	Tampa Bay	15th
2004	Michael Clayton (WR)	Tampa Bay	15th
2005	Marcus Spears (DE)	Dallas	20th
2006	Joseph Addai (RB)	Indianapolis	30th
2007	JaMarcus Russell (QB)	Oakland	1st
	LaRon Landry (S)	Washington	6th
	Dwayne Bowe (WR)	Kansas City	23rd
	Craig Davis (WR)	San Diego	30th
2008	Glenn Dorsey (DT)	Kansas City	5th
2009	Tyson Jackson (DE)	Kansas City	3rd
2011	Patrick Peterson (CB)	Arizona	5th
2012	Morris Claiborne (CB)	Dallas	6th
	Michael Brockers (DT)	St. Louis	14th
2013	Barkevious Mingo (DE)	Cleveland	6th
	Eric Reid (S)	San Francisco	18th
2014	Odell Beckham Jr. (WR)	New York Giants	12th
2017	Leonard Fournette (RB)	Jacksonville Jaguars	4th
	Jamal Adams (S)	New York Jets	6th
	Tre'Davious White	Buffalo Bills	27th

2013

1	6	Barkevious Mingo, DE	Cleveland
1	18	Eric Reid, S	San Francisco
2	45	Kevin Minter, LB	Arizona
3	67	Bennie Logan, DT	Philadelphia
3	69	Tyrann Mathieu, CB	Arizona
3	95	Sam Montgomery, DE	Houston
5	138	Tharold Simon, CB	Seattle
5	142	Lavar Edwards, DE	Tennessee
6	194	Spencer Ware, RB	Seattle

2014

1	12	Odell Beckham Jr., WR	New York Giants
2	51	Ego Ferguson, DT	Chicago
2	55	Jeremy Hill, RB	Cincinnati
2	63	Jarvis Landry, WR	Miami
3	92	Trai Turner, OG	Carolina
5	156	Lamin Barrow, LB	Denver
6	178	Zach Mettenberger, QB	Tennessee
6	181	Alfred Blue, RB	Houston
7	239	James Wright, WR	Cincinnati

2015

2	42	Jalen Collins, DB	Atlanta
3	88	Danielle Hunter, DE	Minnesota
4	124	Kwon Alexander, LB	Tampa Bay
7	235	Kenny Hilliard, RB	Houston

2016

2	52	Deion Jones, LB	Atlanta
4	123	Jerald Hawkins, OT	Pittsburgh
4	133	Rashard Robinson, CB	San Francisco
7	233	Jalen Mills, FS	Philadelphia
7	234	Vadal Alexander, OG	Oakland

2017

1	4	Leonard Fournette, RB	Jacksonville
1	6	Jamal Adams, S	N.Y. Jets
1	27	Tre'Davious White, CB	Buffalo
2	58	Ethan Pocic, C	Seattle
3	75	Duke Riley, LB	Atlanta
3	107	Kendell Beckwith, ILB	Miami
5	178	Davon Godchaux, DT	Miami
7	247	Malachi Dupre, WR	Green Bay

RS – denotes "Redshirt Draft" by the AFL in 1965 and 1966
SUPP - denotes supplemental pick



The legendary 1958 team compiled LSU's first perfect season since 1908 and became the first squad in school history to win the national title. Led by All-American Billy Cannon and coach Paul Dietzel's three-platoon system, the Tigers completed the unblemished season with a 7-0 shutout of Clemson in the Sugar Bowl.

STATISTICAL LEADERS

RUSHING

PLAYER	ATT.	YDS.	TD
Billy Cannon	115	686	11
Johnny Robinson	86	480	7

PASSING

PLAYER	ATT.	COMP.	YDS.	INT.	TD
Warren Rabb	90	45	591	5	8
Durel Matherne	38	9	160	4	3

RECEIVING

PLAYER	REC.	YDS.	TD
Johnny Robinson	16	235	3
Billy Cannon	9	162	1



1958 SQUAD

WHITE TEAM

LE	85 Billy Hendrix	6-0	185	Rayville, La.
LT	70 Lynn LeBlanc	6-2	201	Crowley, La.
LG	64 Larry Kahlden	6-1	210	Weimar, Texas
C	51 Max Fugler	6-1	203	Ferriday, La.
RG	67 Ed McCreedy	6-1	195	Biloxi, Miss.
RT	72 Charles "Bo" Strange	6-1	202	Baton Rouge, La.
RE	86 Mickey Mangham	6-1	192	Kensington, Md.
QB	12 Warren Rabb	6-0	190	Baton Rouge, La.
LH	20 Billy Cannon	6-1	204	Baton Rouge, La.
RH	34 Johnny Robinson	6-0	185	Baton Rouge, La.
FB	40 J.W. Brodnax	6-0	202	Bastrop, La.

GO TEAM

LE	83 Scott McClain	6-2	180	Smackover, Ark.
LT	74 Dave McCarty	6-2	200	Rayville, La.
LG	63 Al Dampier	6-1	201	Clayton, La.
C	50 Bobby Greenwood	5-10	195	Lake Charles, La.
RG	66 Mike Stupka	6-0	205	Bogalusa, La.
RT	73 Jack Frayer	6-2	210	Toledo, Ohio
RE	82 Don Norwood	6-3	202	Baton Rouge, La.
QB	16 Durel Matherne	5-11	188	Lutcher, La.
LH	23 Don Purvis	5-7	160	Crystal Springs, Miss.
RH	33 Donnie Daye	5-10	184	Ferriday, La.
FB	44 Tommy Davis	6-0	204	Shreveport, La.

CHINESE BANDITS

CB	80 Andy Bourgeois	5-10	174	New Orleans, La.
LE	75 Mel Branch	6-1	210	DeRidder, La.
LT	65 Emile Fournet	5-11	195	Bogalusa, La.
LB	53 John Langan	6-3	183	Carbondale, Ill.
RG	61 Tommy Lott	5-9	188	Texarkana, Ark.
RT	71 Duane Leopard	6-2	205	Baton Rouge, La.
RE	81 Gaynell Kinchen	6-3	196	Baton Rouge, La.
S	10 Darryl Jenkins	6-1	163	Franklinton, La.
S	32 Lee Roberts	6-0	172	N. Little Rock, Ark.
CB	22 Hart Bourque	5-8	165	Gonzales, La.
LB	43 Merle Schexnauldre	5-9	182	Houma, La.
T	77 Carroll Bergeron	6-0	215	Houma, La.

1958 SEASON

OVERALL RECORD: 11-0; SEC RECORD 6-0

Sept. 20	at Rice	W, 26-6
Sept. 27	at Alabama	W, 13-3
Oct. 4	Hardin-Simmons	W, 20-6
Oct. 10	at Miami (Fla.)	W, 41-0
Oct. 18	Kentucky	W, 32-7
Oct. 25	Florida	W, 10-7
Nov. 1	Ole Miss	W, 14-0
Nov. 8	Duke	W, 50-18
Nov. 15	at Mississippi State	W, 7-6
Nov. 22	at Tulane	W, 62-0
SUGAR BOWL • NEW ORLEANS, LA.		
Jan. 1	Clemson	W, 7-0

1958 COACHING STAFF

Head Coach: Paul Dietzel

Chief Assistant/Defensive Line: Charles McClendon

Offensive Backfield: Carl Maddox

Offensive Line: William (Bill) Peterson

Offensive Backfield: George J. Terry

Ends: Abner Wimberly

Freshmen: Clarence M. (Pop) Strange

Line Assistant and Scouting: Raymond Didier





In 2003, LSU set a school record for single-season victories with 13 en route to defeating Oklahoma in the BCS Championship Game for the program's second national title. Four Tigers earned first-team All-America honors and LSU boasted the nation's No. 1 defense, allowing only 11.0 points and 252 yards per game.

2003 SEASON

OVERALL RECORD: 13-1; SEC RECORD 7-1

Aug. 30	Louisiana-Monroe	W, 49-7
Sept. 6	at Arizona	W, 59-13
Sept. 13	Western Illinois	W, 35-7
Sept. 20	Georgia	W, 17-10
Sept. 27	at Miss. State	W, 41-6
Oct. 11	Florida	L, 7-19
Oct. 18	at South Carolina	W, 33-7
Oct. 25	Auburn	W, 31-7
Nov. 1	Louisiana Tech	W, 49-10
Nov. 15	at Alabama	W, 27-3
Nov. 22	at Ole Miss	W, 17-14
Nov. 28	Arkansas	W, 55-24
SEC CHAMPIONSHIP GAME • ATLANTA, GA.		
Dec. 6	Georgia	W, 34-13
SUGAR BOWL • NEW ORLEANS, LA.		
Jan. 4	Oklahoma	W, 21-14

2003 COACHING STAFF

Head Coach: Nick Saban

Assistant Head Coach/Linebackers: Kirk Doll

Special Teams Coordinator/Running Backs: Derek Dooley

Offensive Coordinator/Quarterbacks: Jimbo Fisher

Associate Head Coach/Wide Receivers: Stan Hixon

Defensive Line: Travis Jones

Defensive Coordinator: Will Muschamp

Offensive Line: Stacy Searels

Assistant Head Coach/Tight Ends/Recruiting Coordinator:

Lance Thompson

Defensive Backs: Tim Walton

Administrative Assistant: Sam Nader



2003 SQUAD

OFFENSE

WR	9 Devery Henderson	6-0	190	Opelousas, La.
LT	76 Andrew Whitworth	6-7	325	West Monroe, La.
LG	71 Nate Livings	6-5	313	Lake Charles, La.
C	55 Ben Wilkerson	6-4	296	Hemphill, Texas
RG	72 Stephen Peterman	6-4	321	Waveland, Miss.
RT	60 Rodney Reed	6-4	287	West Monroe, La.
TE	82 David Jones	6-4	259	Silver Springs, Md.
TE	47 Eric Edwards	6-5	244	Monroe, La.
WR	14 Michael Clayton	6-4	200	Baton Rouge, La.
WR	5 Skyler Green	5-9	190	Westwego, La.
QB	18 Matt Mauck	6-2	213	Jasper, Ind.
RB	25 Justin Vincent	5-10	208	Lake Charles, La.
FB	44 Kevin Steltz	5-9	243	New Orleans, La.

DEFENSE

LE	84 Marcus Spears	6-4	297	Baton Rouge, La.
LT	95 Kyle Williams	6-3	288	Ruston, La.
RT	93 Chad Lavalais	6-3	292	Marksville, La.
RE	94 Marquise Hill	6-7	295	New Orleans, La.
LB	27 Eric Alexander	6-3	223	Port Arthur, Tx.
LB	58 Lionel Turner	6-2	257	Walker, La.
LB	46 Cameron Vaughn	6-4	220	Terrytown, La.
LCB	13 Corey Webster	6-0	201	Vacherie, La.
SS	8 Jack Hunt	6-1	197	Ruston, La.
FS	30 LaRon Landry	6-2	180	Ama, La.
RCB	29 Travis Daniels	6-1	187	Hollywood, Fla.

SPECIAL TEAMS

P	80 Donnie Jones	6-3	217	Baton Rouge, La.
PK	41 Chris Jackson	5-11	179	New Orleans, La.
PK	39 Ryan Gaudet	5-6	155	New Orleans, La.
HOLD	87 Blain Bech	6-1	179	Slidell, La.
SNAP	70 Gant Petty	6-0	205	Baton Rouge, La.
PR	5 Skyler Green	5-9	190	Westwego, La.
KR	9 Devery Henderson	6-0	190	Opelousas, La.

STATISTICAL LEADERS

RUSHING

PLAYER	ATT.	YDS.	TD
Justin Vincent	154	1,001	10
Joseph Addai	114	520	2

PASSING

PLAYER	ATT.	COMP.	YDS.	INT.	TD
Matt Mauck	358	229	2,825	14	28
Marcus Randall	40	25	403	1	2

RECEIVING

PLAYER	REC.	YDS.	TD
Michael Clayton	78	1,079	10
Devery Henderson	53	861	11





Third-year LSU head coach Les Miles guided the Tigers to their third national title that culminated with a 38-24 win over Ohio State in the BCS Championship Game in New Orleans. Defensive tackle Glenn Dorsey became the most decorated defender in school history as the consensus national defensive player of the year.

STATISTICAL LEADERS

RUSHING


PLAYER	ATT.	YDS.	TD
Jacob Hester	225	1,103	12
Keiland Williams	70	478	6

PASSING

PLAYER	ATT.	COMP.	YDS.	INT.	TD
Matt Flynn	359	202	2,407	11	21
Ryan Perrilloux	75	51	694	2	8

RECEIVING

PLAYER	REC.	YDS.	TD
Brandon LaFell	50	656	4
Demetrius Byrd	35	621	7
Early Doucet	57	525	5



2007 SQUAD

OFFENSE

WR	1 Brandon LaFell	6-3	205	Houston, Texas
LT	70 Ciron Black	6-5	320	Tyler, Texas
LG	79 Herman Johnson	6-7	356	Olla, La.
C	74 Brett Helms	6-2	270	Stuttgart, Ark.
RG	65 Lyle Hitt	6-2	299	Baton Rouge, La.
RT	71 Carnell Stewart	6-5	320	River Ridge, La.
TE	82 Richard Dickson	6-3	235	Ocean Springs, Miss.
WR	9 Early Doucet	6-0	207	St. Martinville, La.
WR	2 Demetrius Byrd	6-2	195	Miami, Fla.
QB	15 Matt Flynn	6-3	227	Tyler, Texas
RB	18 Jacob Hester	6-0	228	Shreveport, La.
RB	5 Keiland Williams	6-0	226	Lafayette, La.
RB	8 Trindon Holliday	5-5	160	Zachary, La.
FB	45 Quinn Johnson	6-2	238	Edgard, La.
FB	40 Shawn Jordan	5-11	254	El Paso, Texas

DEFENSE

LE	93 Tyson Jackson	6-5	291	Edgard, La.
LT	72 Glenn Dorsey	6-2	303	Gonzales, La.
RT	99 Marlon Favorite	6-1	302	Harvey, La.
RE	49 Kirston Pittman	6-4	252	Garyville, La.
LB	35 Luke Sanders	6-5	242	West Monroe, La.
LB	48 Darry Beckwith	6-1	230	Baton Rouge, La.
LB	7 Ali Highsmith	6-1	223	Miami, Fla.
LCB	19 Jonathan Zenon	6-0	180	Breaux Bridge, La.
SS	16 Craig Steltz	6-2	209	New Orleans, La.
FS	27 Curtis Taylor	6-3	204	Franklinton, La.
RCB	21 Chevis Jackson	6-0	184	Mobile, Ala.

SPECIAL TEAMS

PK	6 Colt David	5-9	173	Grapevine, Texas
P	36 Patrick Fisher	6-5	253	Hyattsville, Md.
SNAP	51 Jacob O'Hair	6-2	237	Rancho Cucamonga, Calif.
HOLD	15 Matt Flynn	6-3	227	Tyler, Texas
KR	8 Trindon Holliday	5-5	159	Zachary, La.
PR	3 Chad Jones	6-3	218	Baton Rouge, La.

2007 SEASON

OVERALL RECORD: 12-2; SEC RECORD: 6-2

Aug. 30	at Mississippi State	W, 45-0
Sept. 8	#9/9 Virginia Tech	W, 48-7
Sept. 15	Middle Tennessee	W, 44-0
Sept. 22	#12/14 South Carolina	W, 28-16
Sept. 29	at Tulane	W, 34-9
Oct. 6	#7/9 Florida	W, 28-24
Oct. 13	at #17/18 Kentucky	L, 43-37 (30T)
Oct. 20	#18/19 Auburn	W, 30-24
Nov. 3	at #17/18 Alabama	W, 41-34
Nov. 10	Louisiana Tech	W, 58-10
Nov. 17	at Ole Miss	W, 41-24
Nov. 23	Arkansas	L, 50-48 (30T)
SEC CHAMPIONSHIP GAME • ATLANTA, GA.		
Dec. 1	#14/15 Tennessee	W, 21-14
BCS NATIONAL CHAMPIONSHIP GAME • NEW ORLEANS, LA.		
Jan. 7	#1/1 Ohio State	W, 38-24

2007 COACHING STAFF

Head Coach: Les Miles

Offensive Coordinator: Gary Crowton

Tight Ends/Recruiting Coordinator: Josh Henson

Defensive Line: Earl Lane

Defensive Backs: Doug Mallory

Wide Receivers: D.J. McCarthy

Defensive Coordinator: Bo Pelini

Special Teams Coordinator/Linebackers: Bradley Dale Peveto

Running Backs: Larry Porter

Offensive Line: Greg Studrawa

Coordinator High School Relations: Charles Baglio

Assistant AD/Football Administration: Mack Butler

Assistant AD/Football Operations: Sam Nader





2011

OVERALL RECORD: 13-1 • SEC RECORD: 8-0
COACH: LES MILES

For the first time since 1958, LSU football completed a perfect regular season with a 12-0 mark before going on to claim its 11th SEC Championship with a 42-10 dominating win over No. 12 Georgia in the SEC title game in Atlanta.

It was a season of records for the 2011 team, posting a 13-0 mark for the first time in school history and spending 11 straight weeks as the nation's No. 1 team, the longest stretch in school history. The Tigers won 12 of their 13 games by double-digits, representing the most in LSU single-season history.

Led by Heisman Trophy finalist and Bednarik Award winner Tyrann Mathieu, LSU held opponents without a touchdown in 44 quarters. The Tigers set an NCAA record with eight victories over Top 25 teams during the season, with five of those wins coming away from Tiger Stadium.

LSU opened the year in the nation's most anticipated non-conference matchup of the season, rolling over No. 3 Oregon, 40-27, in front of 87,711 fans in the new, state-of-the-art Cowboys Stadium on Sept. 3. Mathieu's Heisman campaign began with a roaring start as he forced a fumble and recovered it for a touchdown in the second quarter, which gave LSU a 10-6 advantage. The Tigers scored 24 unanswered points against the Ducks and opened the season with a win over a top-five ranked non-conference squad for the first time in school history.

LSU made its Tiger Stadium season debut on Sept. 10 with another brilliant defensive outing, holding Northwestern State to six first downs and 95 total yards in a 49-3 win. A week later, facing a short week, the Tigers posted a 19-6 win over No. 25 Mississippi State in a rare Thursday night tilt in Starkville on Sept. 15. It marked the second straight week LSU did not allow a touchdown.

The eyes of the nation were once again focused on the Tigers on Sept. 24 in Morgantown, W.V. With ESPN "College GameDay" on hand for the second time this season, LSU throttled No. 16 West Virginia, 47-21, in a primetime game. LSU's farthest trip to the Northeast since 1947 saw All-American Morris Claiborne race 99 yards on a kickoff return for a touchdown in the third quarter that sealed the victory.

Following a 35-7 win over Kentucky on Oct. 1, the Tigers posted their largest margin of victory over Florida since 1971 with a 41-11 thumping of the No. 17 Gators on Oct. 8 in Tiger Stadium. LSU's defense did the job again a week later at Tennessee on Oct. 15, pitching a second-half shutout in a 38-7 win in Knoxville.

Quarterback Jarrett Lee threw for a pair of touchdowns in a 45-10 romp of No. 19 Auburn on Oct. 22 in Tiger Stadium, setting the stage for the "Game of the Century" two weeks later. Four quarters were not enough to decide a winner as the nation's top-two ranked teams battled on Nov. 5 in Tuscaloosa, Ala. Safety Eric Reid saved a score with an acrobatic interception and Drew Allen's 25-yard field goal in overtime lifted No. 1 LSU past No. 2 Alabama, 9-6. The six points were the fewest total for the Tide in the Nick Saban era.

On Nov. 25, the Tigers put a punctuation on an unblemished regular season with a 41-17 win over No. 3 Arkansas in Tiger Stadium. After trailing 14-0, Mathieu sparked LSU with a spectacular 92-yard punt return touchdown in the second quarter. The Tigers posted 17 unanswered points in the fourth quarter highlighted by a 48-yard touchdown run from quarterback Jordan Jefferson.

For the second straight week, LSU had to recover from a double-digit deficit, but did so when it counted most to claim its fourth SEC Championship game victory. The Tigers trailed 10-0 to No. 12 Georgia and went the entire first half without a first down. In the second half, LSU pummeled the Bulldogs with 35 unanswered points to win 42-10 in the Georgia Dome.

Once again, it was Mathieu who provided the momentum. Mathieu scampered 62 yards for a punt return touchdown in the second quarter, while his electrifying 47-yard return weaving through defenders in the second half set up another score. Kenny Hilliard recorded three touchdowns and Alfred Blue raced 48 yards for a touchdown in the fourth quarter as the coronation was complete. For the second time in the Les Miles era, the LSU Tigers were the undisputed SEC champions.



2007

NATIONAL CHAMPIONS • OVERALL RECORD: 12-2 SEC RECORD: 6-2
COACH: LES MILES

LSU fans across the world had to wait 45 years between the Tigers' first and second National Championships. They only had to wait four between the second and third, but the victory tasted just as sweet.

With a crushing 38-24 win over Ohio State in the Bowl Championship Series Championship Game, LSU left little doubt in the minds of those in the college football universe who the best team was during the 2007 season.

The Tigers (12-2) became the first two-time winner of the BCS Championship by dominating most of the game and outscoring the Buckeyes 31-0 over a 24-minute stretch.

Head coach Les Miles, in his third season at LSU, lifted the \$30,000 Waterford Crystal football-shaped trophy amid a cloud of purple and gold ticker tape.

As dominant as LSU's national championship game performance was, it matched how the Tigers opened the 2007 season.

LSU, ranked No. 2 in the preseason, lived up to the lofty ranking with a 45-0 whitewashing of Mississippi State in Starkville in the season opener, followed by a 48-7 pounding of No. 9 Virginia Tech in Tiger Stadium the following week.

The Tigers throttled Middle Tennessee (44-0), No. 12 South Carolina (28-16) and Tulane (34-9) in consecutive weeks, lifting the Bayou Bengals to No. 1 in the Associated Press rankings heading into a Top-10 matchup with defending national champion Florida.

In what has become one of the most memorable games in Tiger Stadium History, top-ranked LSU dueled all night by the Tim Tebow-led ninth-ranked Gators. Trailing 24-14 entering the fourth quarter, LSU outscored Florida 14-0 in the final frame to take a dramatic 28-24 victory. In fact, the Tigers converted 5-of-5 fourth down attempts, including two on a nine-minute drive late in the game that resulted in Jacob Hester's two-yard touchdown plunge. The Tigers batted down a last-second Hail Mary pass from Tebow that dropped harmlessly to the Tiger Stadium turf to seal the epic victory.

Still feeling the effects of the physical clash with the Gators, LSU stumbled the following week, falling 43-37 in three overtimes at No. 17 Kentucky.

Despite the heartbreaking defeat at the hands of the Wildcats, there was no rest for the weary as the Tigers returned to Baton Rouge to square off against No. 18 Auburn in a game that would come down to the final second.

After a slow start against the Tigers from the Plains, LSU roared back with 17 points in the fourth quarter, but it was the ending that stunned the nation. With the Tigers marching down to the Auburn 22-yard line and time running out, head coach Les Miles elected not to call timeout or kick a potential game-winning field goal. Instead, quarterback Matt Flynn lobbed a perfectly-thrown pass to a well-guarded Demetrius Byrd who slid in the endzone to make the touchdown grab with exactly one second on the clock. Tiger Stadium erupted as LSU claimed a 30-24 victory over Auburn.

The Tigers posted another dramatic victory with a 41-34 triumph over Alabama in Tuscaloosa before rattling off a 58-10 win over Louisiana Tech and a 41-24 triumph at Ole Miss.

The top-ranked Tigers had sewn up the SEC Western Division title heading into the regular-season finale against Arkansas, but the upset-minded Razorbacks came into Tiger Stadium and escaped with a 50-48 victory in three overtimes, seemingly sinking the Tigers' hopes of playing for a national championship.

Under the leadership of Miles, LSU rallied the following week in the SEC Championship Game against No. 14 Tennessee. Even with starting QB Matt Flynn unavailable for the game with an injury, LSU turned to backup Ryan Perrilloux who earned game MVP honors by throwing for 243 yards and one touchdown while also adding a two-point conversion late in the game to seal the Tigers' 21-14 victory and give LSU its 10th SEC Championship in school history.

When the BCS pairings were announced, LSU had a date with destiny against Ohio State in the BCS National Championship Game in New Orleans, and the Tigers would return home with a third national championship in school history.

LSU's SEC Championship Teams



2003

NATIONAL CHAMPIONS • OVERALL RECORD: 13-1 SEC RECORD: 7-1
COACH: NICK SABAN

LSU stormed to its second Southeastern Conference title under Nick Saban in three years as the Tigers blew through the conference slate with a 7-1 record, which included five league wins of 21 points or better.

Behind a suffocating defense and a balanced offensive attack, the Tigers earned a spot in the league's championship game for the second time under Saban with a 55-24 win over Arkansas in the regular-season finale in Baton Rouge.

LSU then followed that with a 34-13 trouncing of Georgia in the SEC title game, a contest that saw the Tigers pile up 293 yards rushing against the fifth-ranked Bulldogs with freshman Justin Vincent accounting for an SEC Championship Game record 201 of those yards.

The victory over Georgia propelled the Tigers in the BCS National Championship contest against Oklahoma, a game that LSU won by a 21-14 count to claim the school's second national title in football.



2001

OVERALL RECORD: 10-3 • SEC RECORD: 5-3
COACH: NICK SABAN

Following a strong 8-4 2000 season under first-year coach Nick Saban, the 2001 Fighting Tigers were widely expected to capture the SEC Western Division championship and play in the school's first SEC Championship Game.

The Tigers got off to a flying start with home victories over Tulane and Utah State before the terrorist attacks of September 11 postponed LSU's SEC opener against Auburn until December 1.

Instead, the Tigers opened SEC play at Tennessee's Neyland Stadium in front of more than 107,000, the largest crowd ever to see LSU play, where the Volunteers got revenge for 2000 with a 26-18 victory, before LSU returned home and fell to 0-2 in the SEC with a 44-15 loss to Florida.

LSU then defeated Kentucky and Mississippi State on the road, but those wins were erased by a 35-24 home loss to Ole Miss that seemingly finished the Tigers' title hopes off, dropping LSU to 2-3 in the SEC.

But instead of folding, the Tigers fought back. First, Rohan Davey threw for 528 yards and Josh Reed caught 19 passes for 293 yards as the Tigers bombed Alabama in Tuscaloosa, 35-21. Home wins over Middle Tennessee and Arkansas closed November and set up the Western division title showdown with Auburn.

The showdown was no contest. LSU rolled to a 21-7 halftime lead and cruised home to a 27-14 victory, sending the Tigers to their first SEC Championship game against a Tennessee squad that would look to punch its ticket to the Rose Bowl and a national championship date with Miami with a second victory over LSU.

Most teams would have wilted under the pressure, especially after losing their starting running back (LaBrandon Toefield) and quarterback (Davey), but LSU didn't just survive; it thrived. Led by the steady play of backup Matt Mauck, the Tigers stunned the college football world by upending the Big Orange, 31-20, sending LSU to its first Sugar Bowl since 1986.

The Tigers capped off this glorious season with a 47-34 pasting of Illinois in the Sugar Bowl, as Davey earned MVP honors by throwing for a bowl record 444 yards and three touchdowns, while Reed caught 14 passes for 239 yards in front of a partisan LSU crowd of more than 77,000, leaving LSU in the top 10 for the first time since 1987.



1988

OVERALL RECORD: 8-4 • SEC RECORD: 6-1
COACH: MIKE ARCHER

LSU looked to win its second SEC title in three years in 1988, and after a 10-1-1 season in 1987 under first-year coach Mike Archer, the Tigers looked the part of champions in their first two games, thrashing Texas A&M 27-0 in Death Valley, then taking the school's first win ever in Knoxville with a 34-9 rout of Tennessee.

LSU would quickly find itself 2-2, though, as it squandered a 13-point lead in the final five minutes of a 36-33 loss at Ohio State, then dropped a 19-6 decision at Florida before heading into a critical showdown with fourth-ranked Auburn.

In a classic defensive battle, two Auburn field goals gave the Tigers of the Plains a 6-0 lead late in the fourth quarter before Tommy Hodson hit Eddie Fuller in the endzone with less than one minute to play, tying the game and causing such a tremor that it was felt on a seismograph in the LSU Geology Department. David Browndyke then kicked the extra point to give the Bayou Bengals a 7-6 triumph in what will forever be known as the "Earthquake Game."

Tough home victories over Kentucky and Ole Miss followed, then came a trip to Alabama where LSU fell behind 15-0 late in the first half before the Tigers rallied and took a 19-18 victory on Browndyke's field goal in the waning seconds. The Tigers won the SEC title the following week with a 20-3 win over Mississippi State.

LSU split its final two regular season games, losing to Miami and defeating Tulane, before a loss to Syracuse in the Hall of Fame Bowl ended the Tigers' season at 8-4.



1986

OVERALL RECORD: 9-3 • SEC RECORD: 5-1
COACH: BILL ARNSPARGER

The Tommy Hodson era began at LSU in 1986 in Bill Arnsparger's third and final season in Tigertown, which got off to a flying start with a 35-17 upset of Texas A&M.

The Tigers then dropped a shocking 21-12 decision to Arnsparger's alma mater, Miami of Ohio the following week.

The loss to Miami was only a temporary setback. The Tigers began to roll behind their new leader, defeating Florida 28-17 in Gainesville, then coming home for a 23-14 win over Georgia. The Tigers rolled to victories over Kentucky and North Carolina before Ole Miss came to Death Valley and won for the first time in Baton Rouge since Archie Manning's sophomore season of 1968, knocking the Tigers out of first place in the SEC.

Now came a trip to league leader Alabama in Birmingham. In a white-knuckle struggle, LSU prevailed 14-10, leaving the Tigers needing only to defeat Mississippi State the next week to win the Tigers' first league crown since 1970.

In front of a pro-LSU crowd in Jackson, the Tigers left little doubt as to who would be kings of the SEC, as they mauled the Bulldogs 47-0 to win at least a share of the league crown. LSU defeated Notre Dame and Tulane to close out the season, then Auburn upended Alabama in the Iron Bowl to give the Tigers the title all to themselves and secure the school's second Sugar Bowl berth in three years.

Arnsparger, who accepted the position of athletic director prior to LSU's game with Tulane, coached LSU for the final time on New Year's Day in a 30-15 loss to Nebraska in the Sugar Bowl.

1970

OVERALL RECORD: 9-3 • SEC RECORD: 5-0
COACH: CHARLES MCCLENDON

Archie Manning and Ole Miss left LSU three points shy of a perfect season and the chance to play Texas in the Cotton Bowl for the national championship in 1969. After refusing a bowl berth following a 9-1 season, LSU was determined to remedy this failure in 1970.

The Tigers' hopes took a serious hit on opening night, as Texas A&M came to town and pulled off a 20-18 upset. The loss left the Tigers bloodied but unbowed, as LSU then rattled off seven consecutive victories, including a 17-9 victory at Auburn over future Heisman Trophy winner Pat Sullivan, then a 14-9 triumph in Birmingham over Alabama, the Tigers' second straight over Bear Bryant's Crimson Tide.

LSU would have two big non-conference games before its December 5 showdown with Archie Manning's Ole Miss Rebels for the SEC championship. First was a visit to South Bend and second-ranked Notre Dame, where LSU limited Ara Parseghian's powerful offense led by Joe Theismann to under 250 yards, but the Tigers missed several chances to win the game and fell, 3-0. The Tigers now needed two wins to lock up an Orange Bowl berth opposite Big Eight champion Nebraska, and got the first at Tulane Stadium over a pesky Green Wave squad, 26-14, setting up the title match with the Rebels.

Manning would return to Death Valley with a cast on his left arm that severely limited his throwing motion. The way LSU played that warm December night, Manning could have been Superman himself and it probably wouldn't have mattered. Tommy Casanova and Craig Burns combined to return three punts for touchdowns, and Ronnie Estay nailed Manning for a safety as LSU brought Christmas to Tiger Stadium early with a 61-17 rout of the Rebels to send the Tigers to Miami.

In the Orange Bowl against a Nebraska team looking to win a share of the national championship, LSU held a 12-10 lead after three quarters before wilting under the charge of the powerful Cornhuskers, 17-12.



1961

OVERALL RECORD: 10-1 • SEC RECORD: 5-0
COACH: PAUL DIETZEL

Coming off a 5-4-1 campaign in 1960, LSU wanted to get its 1961 campaign off to a flying start, but a 16-3 loss to Rice in the season opener signaled the beginning of what could have been a very difficult season. As it turned out, the loss to the Owls meant little.

Over the final nine games of the season, LSU would allow a measly 30 points, with 14 of those scored by Kentucky in a 24-14 Tiger triumph in the fifth game of the year. The Tigers blanked Florida, 23-0, then took a 10-7 win over Ole Miss to leave them needing only a win over archrival Tulane to win a share of the league title.

For the second time in four years, Andy Pilney and his Green Wave suffered a 62-0 humiliation at the hands of the Bayou Bengals, and SEC champion LSU was on to the Orange Bowl to face Big Eight champion Colorado.

In what was Paul Dietzel's final game at LSU, the Tigers had little trouble in silencing the Buffaloes, 25-7.

1958

NATIONAL CHAMPIONS • OVERALL RECORD: 11-0 SEC RECORD: 6-0
COACH: PAUL DIETZEL

In the modern era of college football, many coaches, especially in the hyper-competitive world of the SEC, would not survive seasons of 3-5-2, 3-7 and 5-5, but LSU athletic director Jim Corbett showed patience with the Tigers' young innovator, 35-year-old Paul Dietzel, and for his fourth season in Baton Rouge, Dietzel would come up with the innovation that would revolutionize college football, and football on the bayou would never be the same.

Dietzel unveiled his three units--the White Team, the Go Team and the Chinese Bandits--in impressive road victories over Rice and Alabama (in its first game under Bear Bryant), before LSU returned home to defeat Hardin-Simmons.

After crushing Miami and Kentucky, LSU moved to third in the polls for a homecoming showdown against Florida in front of the first sellout crowd in Tiger Stadium history. The 67,500 in attendance weren't disappointed, as the Tigers won 10-7 to move to No. 1 in the Associated Press poll, and LSU then backed up that ranking with a 14-0 shutout of sixth-ranked Ole Miss.

A 50-18 victory over Duke moved LSU up to the top spot in the UPI coaches' poll, but the Tigers nearly lost it all the next week against Mississippi State in Jackson, falling behind 6-0 at halftime before a touchdown in the third quarter and Tommy Davis' extra point gave LSU a 7-6 triumph, leaving only nemesis Tulane standing between the Tigers and the brass ring.

The Green Wave held sway in the first half, limiting the Tigers to two field goals and a 6-0 lead at intermission, but in the second half the Wave was swallowed up, as the Tigers scored an incredible 56 points, including 35 in the fourth quarter, to win 62-0 and leave no doubt as to who was No. 1.

LSU then took its victory lap in the Sugar Bowl against Clemson with a 7-0 victory and the perfect ending to the first perfect season at LSU in exactly 50 years.

1936

OVERALL RECORD: 9-1-1 • SEC RECORD: 6-0
COACH: BERNIE MOORE

LSU started off in fine fashion against a pair of SWC powers, defeating Rice, 20-7, at home then tying Texas at Austin, 6-6, before destroying Georgia in the SEC opener, 47-7, and shutting out Ole Miss, 13-0.

The Tigers beat border rival Arkansas in Shreveport, 19-7, blanked Vanderbilt in Music City and Mississippi State in Birmingham, then returned home to down Auburn 19-6 and Southwestern Louisiana 93-0.

LSU finished the regular season by whitewashing rival Tulane, 33-0, leaving the Tigers as the nation's highest scoring team with 281 points. The Tigers finished runner-up in the AP poll to Minnesota, but took national championship honors in the Williamson poll. The Tigers' season went sour again in the Sugar Bowl, though, as coach Buck Shaw's Santa Clara club shocked LSU, 21-14.

1935

OVERALL RECORD: 9-2 • SEC RECORD: 5-0
COACH: BERNIE MOORE

The start of the season proved to be tough for LSU as Rice came to Baton Rouge and handed the Tigers a 10-7 defeat.

But led by the exploits of a freshman end named Gaynell Tinsley, the Tigers would not lose again in the regular season. It started with an 18-6 win over Texas in which the Tigers scored two fourth-quarter touchdowns for the victory, then continued all the way to New York City with a 32-0 rout of Manhattan, then to Shreveport for a win over Arkansas and on to Nashville with a 7-2 victory over Vanderbilt in the SEC opener.

Auburn would fall in a 6-0 tussle in Death Valley, but no opponent the rest of the way would be that close. The Tigers then disposed of Mississippi State and Georgia before crushing Southwestern Louisiana 56-0 and Tulane 41-0 to end the season 9-1 and send SEC champion LSU to its first bowl game ever, a Sugar Bowl date with Sammy Baugh's TCU Horned Frogs.

With heavy rains turning the Tulane Stadium field to slop, the expected passing matchup between Baugh and LSU's Abe Mickal never developed. Baugh threw an incomplete pass in the endzone for a safety that gave LSU a 2-0 lead, but the Frogs drove for a game-winning field goal and 3-2 triumph in front of an overflow crowd of 35,000.

LSU's SEC Championship Game History



11 SEC CHAMPIONSHIPS

2011 • 2007 • 2003 • 2001 • 1988
1986 • 1970 • 1961 • 1958 • 1936 • 1935



8 SEC WESTERN DIVISION CHAMPIONSHIPS

2011 • 2007 • 2005 • 2003
2002 • 2001 • 1997 • 1996

SINCE 2001

SEC CHAMPIONSHIPS

LSU	4
Alabama	4
Auburn	3
Florida	2
Georgia	2

SEC DIVISION TITLES

LSU	5
Alabama	5
Florida	4
Georgia	4
Tennessee	3
Auburn	3



2001

LSU 31, Tennessee 20

LSU, in its first appearance in the SEC Championship Game, stunned No. 2 Tennessee to win its first league title since 1986. QB Matt Mauck spelled an injured Rohan Davey and scored two rushing touchdowns to claim MVP honors.

Tennessee	0	17	0	3	20
LSU	7	3	6	15	31

SCORING SUMMARY

LSU	8:14	1Q	Mauck 4 run (Corbello kick)
UT	9:04	2Q	Washington 31 pass from Clausen (Walls kick)
UT	6:18	2Q	Fleming 3 pass from Clausen (Walls kick)
UT	3:52	2Q	Walls 51 FG
LSU	0:29	2Q	Corbello 45 FG
LSU	11:51	3Q	Corbello 47 FG
LSU	2:45	3Q	Corbello 45 FG
LSU	14:20	4Q	Mauck 13 run (Reed pass)
UT	9:55	4Q	Walls 21 FG
LSU	2:26	4Q	Davis 1 run (Corbello kick)

LSU LEADERS

RUSHING	ATT.	YARDS	TD	LG.		
Domanick Davis	16	78	1	14		
Matt Mauck	12	43	2	13		
PASSING	ATT.	COMP.	INT.	YARDS	TD	LG.
Rohan Davey	20	9	0	84	0	24
Matt Mauck	15	5	0	67	0	21
RECEIVING	NO.	YARDS	TD	LG.		
Josh Reed	4	60	0	24		
Michael Clayton	4	54	0	21		



2003

LSU 34, Georgia 13

RB Justin Vincent became the first freshman to be named MVP as LSU shut down Georgia, 34-13. Vincent rushed for a then-SEC title game record 201 yards as the Tigers secured their first berth in the BCS Championship Game.

Georgia	0	3	10	0	13
LSU	8	9	7	10	34

SCORING SUMMARY

LSU	4:49	1Q	Vincent 87 run (Jackson kick failed)
LSU	3:11	1Q	Team safety
LSU	14:51	2Q	Clayton 43 pass from Mauck (Jackson kick blocked)
LSU	9:37	2Q	Gaudet 35 FG
UGA	6:38	2Q	Bennett 51 FG
UGA	7:46	3Q	Bennett 49 FG
LSU	4:17	3Q	Turner 18 int return (Gaudet kick)
UGA	3:40	3Q	Watson 18 pass from Greene (Bennett kick)
LSU	14:54	4Q	Vincent 3 run (Gaudet kick)
LSU	7:12	4Q	Gaudet 22 FG

LSU LEADERS

RUSHING	ATT.	YARDS	TD	LG.		
Justin Vincent	18	202	2	87		
Joseph Addai	8	60	0	16		
Alley Broussard	11	47	0	8		
PASSING	ATT.	COMP.	INT.	YARDS	TD	LG.
Matt Mauck	22	14	1	151	1	43
RECEIVING	NO.	YARDS	TD	LG.		
Michael Clayton	5	81	1	43		
Devery Henderson	4	47	0	33		



2005

GEORGIA 34, LSU 14

LSU was limited to 230 total yards of offense, including only 74 rushing yards, as Georgia handed the Tigers a 34-14 loss. WR Dwayne Bowe had a game-high five receptions for 74 yards and one touchdown.

Georgia	14	7	3	10	34
LSU	0	7	0	7	14

SCORING SUMMARY

UGA	10:19	1Q	Bailey 45 pass from Shockley (Coutu kick)
UGA	6:12	1Q	Bailey 29 pass from Shockley (Coutu kick)
LSU	13:53	2Q	Russell 1 run (David kick)
UGA	8:23	2Q	Shockley 7 run (Coutu kick)
UGA	9:52	3Q	Coutu 22 FG
UGA	14:40	4Q	Coutu 51 FG
UGA	14:18	4Q	Jennings 15 int return (Coutu kick)
LSU	5:38	4Q	Bowe 19 pass from Flynn (David kick)

LSU LEADERS

RUSHING	ATT.	YARDS	TD	LG.		
Shyrone Carey	10	43	0	14		
Skyler Green	2	26	0	17		
Justin Vincent	8	15	0	7		
PASSING	ATT.	COMP.	INT.	YARDS	TD	LG.
JaMarcus Russell	19	11	1	120	0	26
Matt Flynn	11	3	1	36	1	19
RECEIVING	NO.	YARDS	TD	LG.		
Dwayne Bowe	5	74	1	20		
David Jones	2	28	0	26		



2007

LSU 21, TENNESSEE 14

Jonathan Zenon picked off a pass and returned it 18 yards for a touchdown to seal LSU's 10th all-time SEC title with a 21-14 win over No. 15 Tennessee. The victory propelled the Tigers into the BCS Championship Game for the second time in five seasons.

Tennessee	7	0	7	0	14
LSU	6	0	7	8	21

SCORING SUMMARY

UT	12:00	1Q	Brown 11 pass from Ainge (Lincoln kick)
LSU	8:29	1Q	David 30 FG
LSU	3:07	1Q	David 30 FG
LSU	11:52	3Q	Byrd 27 pass from Perrilloux (David kick)
UT	3:09	3Q	Briscoe 6 pass from Ainge (Lincoln kick)
LSU	9:54	4Q	Zenon 18 int return (Perrilloux rush)

LSU LEADERS

RUSHING	ATT.	YARDS	TD	LG.		
Jacob Hester	23	120	0	20		
Trindon Holliday	6	58	0	19		
Keiland Williams	5	34	0	27		
PASSING	ATT.	COMP.	INT.	YARDS	TD	LG.
Ryan Perrilloux	30	20	1	243	1	48
RECEIVING	NO.	YARDS	TD	LG.		
Early Doucet	5	29	0	23		
Demetrius Byrd	4	72	1	27		
Brandon LaFell	3	65	0	48		



2011

LSU 42, GEORGIA 10

Tyrann Mathieu dazzled the crowd with a punt return for a touchdown and set up two more scores with his fumble recovery and return as LSU clinched a BCS Championship Game berth with a 42-10 blowout of Georgia in the 2011 SEC Championship Game. The Tigers scored 35 unanswered points in the second half.

Georgia	10	0	0	0	10
LSU	0	7	21	14	42

SCORING SUMMARY

UGA	11:45	1Q	Walsh 40 FG
UGA	0:42	1Q	White 12 pass from Murray (Walsh kick)
LSU	5:48	2Q	Mathieu 62 punt return (Alleman kick)
LSU	12:51	3Q	Hilliard 15 run (Alleman kick)
LSU	10:37	3Q	Hilliard 4 run (Alleman kick)
LSU	3:45	3Q	Hilliard 8 pass from Jefferson (Alleman kick)
LSU	6:17	4Q	Blue 48 run (Alleman kick)
LSU	4:21	4Q	Claiborne 45 int return (Alleman kick)

LSU LEADERS

RUSHING	ATT.	YARDS	TD	LG.		
Alfred Blue	8	94	1	48		
Kenny Hilliard	8	72	2	17		
PASSING	ATT.	COMP.	INT.	YARDS	TD	LG.
Jordan Jefferson	13	5	0	30	1	9
RECEIVING	NO.	YARDS	TD	LG.		
Rueben Randle	2	15	0	9		
Kenny Hilliard	1	8	1	8		



BOWL GAMES

LSU has appeared in 17 straight bowl games dating back to 2000. The Tigers have claimed two BCS national titles in that span and won four BCS bowls, which ranks fourth in the nation. Overall, LSU has played in 48 bowl games, which ranks eighth in the nation. All-American Glenn Dorsey and LSU players (above) celebrate the 2008 BCS National Championship Game win over Ohio State.



2008
BCS CHAMPIONSHIP GAME
LSU 38
OHIO STATE 24

Offensive MVP Matt Flynn threw for 174 yards and tied a school record with four touchdown passes to propel LSU past Ohio State, 38-24, in the 2008 BCS National Championship Game.



2007
SUGAR BOWL
LSU 41
NOTRE DAME 14

JaMarcus Russell tossed for 332 yards and two TDs to earn MVP honors in the victory over Notre Dame in the 2007 Sugar Bowl.



2004
SUGAR BOWL
LSU 21
OKLAHOMA 14

MVP Justin Vincent ran for 117 yards and one touchdown in LSU's 21-14 Sugar Bowl victory in 2004 that gave the Tigers their first national title since 1958.



2002
SUGAR BOWL
LSU 47
ILLINOIS 34

Rohan Davey passed for a Sugar Bowl-record 444 yards against Illinois to earn MVP honors in 2002 as LSU won in its first ever BCS bowl.

48 BOWL APPEARANCES

BCS NATIONAL CHAMPIONSHIP GAME

2008 • 2012

SUGAR BOWL

1936 • 1937 • 1938 • 1950
1959 • 1960 • 1965 • 1968
1985 • 1987 • 2002 • 2004
2007

CHICK-FIL-A BOWL

1968 • 1996 • 2000 • 2005
2008 • 2012

ORANGE BOWL

1944 • 1962 • 1971 • 1974
1983

COTTON BOWL

1947 • 1963 • 1966 • 2003
2011

CITRUS BOWL

1979 • 2005 • 2010 • 2016

SUN BOWL

1971 • 1977

LIBERTY BOWL

1978 • 1985

INDEPENDENCE BOWL

1995 • 1997

OUTBACK BOWL

1989 • 2014

BLUEBONNET BOWL

1963 • 1972

MUSIC CITY BOWL

2014

GATOR BOWL

1987

TEXAS BOWL

2015



17-STRAIGHT BOWL GAMES

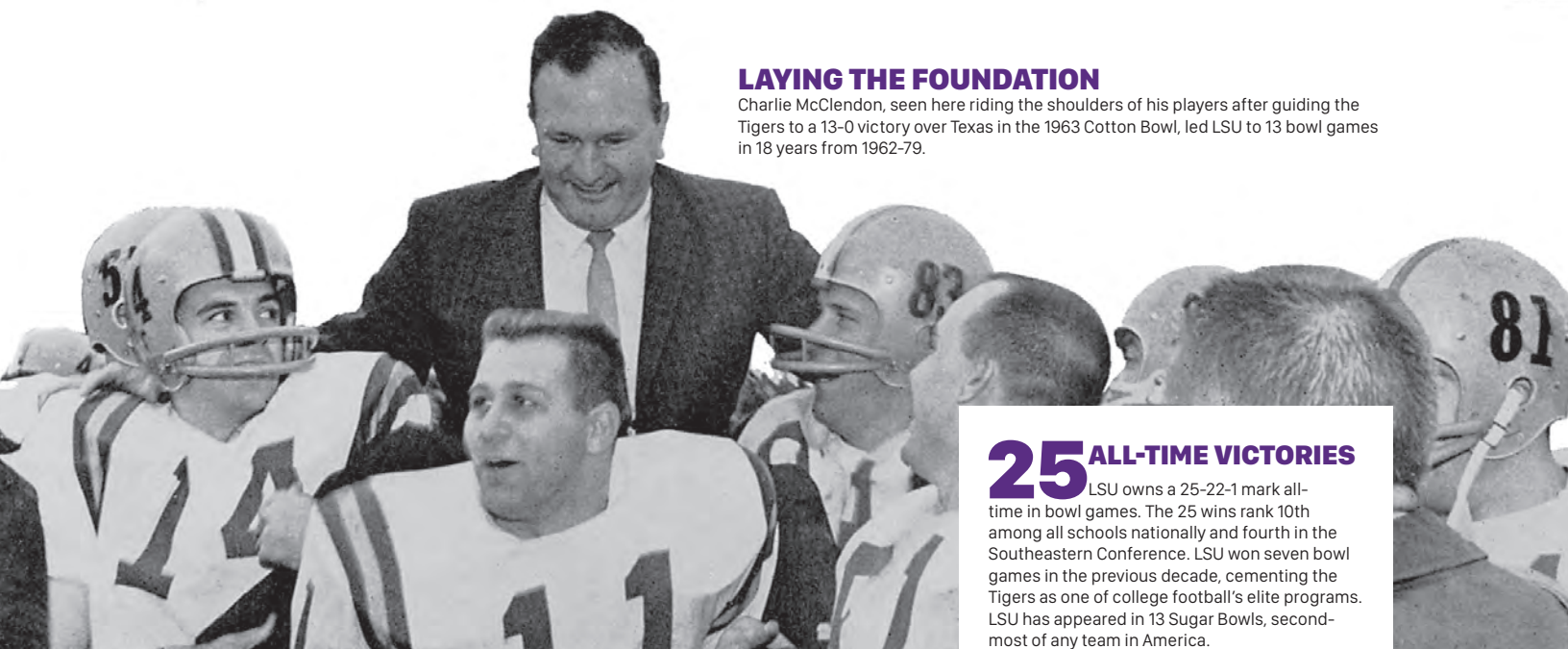
LSU has played in a bowl game for 17-straight seasons. The Tigers own a record of 11-6 in bowl games during the stretch, which began in 2000. LSU's current streak of 17-straight bowl appearances ranks No. 5 nationally, trailing only Florida State (35), Virginia Tech (24), Georgia (21), and Oklahoma (18).



LSU players hoist the Cotton Bowl trophy after winning the 2011 game against Texas A&M (top). Head coach Les Miles captured his first LSU BCS bowl victory with a 41-14 blowout of Notre Dame in the Sugar Bowl on Jan. 3, 2007 (above left). LSU dominated Georgia Tech, 38-3, to win its second Chick-fil-A Bowl in four seasons on Dec. 31, 2008 (above right).

LAYING THE FOUNDATION

Charlie McClendon, seen here riding the shoulders of his players after guiding the Tigers to a 13-0 victory over Texas in the 1963 Cotton Bowl, led LSU to 13 bowl games in 18 years from 1962-79.



25 ALL-TIME VICTORIES

LSU owns a 25-22-1 mark all-time in bowl games. The 25 wins rank 10th among all schools nationally and fourth in the Southeastern Conference. LSU won seven bowl games in the previous decade, cementing the Tigers as one of college football's elite programs. LSU has appeared in 13 Sugar Bowls, second-most of any team in America.

INDIVIDUAL RECORDS

RUSHING ATTEMPTS

1.	34	Rondell Mealey	1997 Independence
		(222 yards)	vs. Notre Dame
2.	31	Charles Alexander	1977 Sun
		(197 yards)	vs. Stanford
3.	29	Leonard Fournette	2015 Texas
		(212 yards)	vs. Texas Tech
4.	28	Jeremy Hill	2014 Outback
		(216 yards)	vs. Iowa
	28	Domanick Davis	2002 Sugar
		(122 yards)	vs. Illinois

RUSHING YARDS

1.	234	Kevin Faulk	1995 Independence
		(25 att.)	vs. Michigan State
2.	222	Rondell Mealey	1997 Independence
		(34 att.)	vs. Notre Dame
3.	216	Jeremy Hill	2014 Outback
		(28 att.)	vs. Iowa
4.	212	Leonard Fournette	2015 Texas Bowl
		(29 att.)	vs. Texas Tech
5.	197	Charles Alexander	1977 Sun
		(31 att.)	vs. Stanford

RUSHING TOUCHDOWNS

1.	4	Leonard Fournette	2015 Texas
		(29-212)	vs. Texas Tech
1.	4	Domanick Davis	2002 Sugar
		(28-122)	vs. Illinois
3.	3	Charles Scott	2008 Chick-fil-A
		(15-65)	vs. Georgia Tech
4.	2	10 Times	
		Last: Leonard Fournette	2014 Music City
		(11-143)	vs. Notre Dame

YARDS PER RUSH (MIN. 100 YARDS)

1.	13.0	Leonard Fournette	2014 Music City
		(11-143)	vs. Notre Dame
2.	10.3	Jeremy Hill	2012 Chick-Fil-A
		(12-124)	vs. Clemson
3.	10.2	Spencer Ware	2011 Cotton
		(10-102)	vs. Texas A&M

(MIN. 15 RUSHES)

1.	9.4	Kevin Faulk	1995 Independence
		(25-234)	vs. Michigan State
2.	7.3	Leonard Fournette	2015 Texas
		(29-212)	vs. Texas Tech
	7.3	Justin Vincent	2004 Sugar/BCS Champ
		(16-117)	vs. Oklahoma

(MIN. 30 RUSHES)

1.	6.5	Rondell Mealey	1997 Independence
		(34-222)	vs. Notre Dame

LONGEST RUSH

1.	89	Leonard Fournette	2014 Music City
		(TD)	vs. Notre Dame
2.	79	D.J. Chark	2015 Texas
		(TD)	vs. Texas Tech
3.	78	Rondell Mealey	1997 Independence
			vs. Notre Dame
4.	76	Marcus Randall	2003 Cotton
			vs. Texas
5.	74	Alley Broussard	2005 Capital One
		(TD)	vs. Iowa

PASSING ATTEMPTS

1.	53	Rohan Davey	2002 Sugar
		(31 comp., 444 yards)	vs. Illinois
2.	45	Marcus Randall	2003 Cotton
		(19 comp., 193 yards)	vs. Texas
3.	37	Jeff Wickersham	1985 Sugar
		(20 comp., 221 yards)	vs. Nebraska
4.	34	JaMarcus Russell	2007 Sugar
		(21 comp., 332 yards)	vs. Notre Dame
5.	33	Tommy Hodson	1989 Hall of Fame
		(16 comp., 192 yards)	vs. Syracuse

PASSING COMPLETIONS

1.	31	Rohan Davey	2002 Sugar
		(53 atts., 444 yards)	vs. Illinois
2.	21	JaMarcus Russell	2007 Sugar

		(34 atts., 332 yards)	vs. Notre Dame
3.	20	Tommy Hodson	1987 Gator
		(32 atts., 224 yards)	vs. South Carolina
3.	20	Jeff Wickersham	1985 Sugar
		(37 atts., 221 yards)	vs. Nebraska
5.	19	Matt Flynn	2008 Sugar/BCS Title Game
		(27 atts., 174 yards)	vs. Ohio State
5.	19	Marcus Randall	2003 Cotton
		(45 atts., 193 yards)	vs. Texas

COMPLETION PERCENTAGE (MIN. 10 ATTS.)

1.	80.0	JaMarcus Russell	2005 Capital One
		(12-15, 128 yards)	vs. Iowa

(MIN. 20 ATTS.)

1.	70.3	Matt Flynn	2008 BCS Title Game
		(19-27, 174 yards)	vs. Ohio State

(MIN. 30 ATTS.)

1.	62.5	Tommy Hodson	1987 Gator
		(20-32, 224 yards)	vs. South Carolina

PASSING YARDS

1.	444	Rohan Davey	2002 Sugar
		(31-53)	vs. Illinois
2.	332	JaMarcus Russell	2007 Sugar
		(21-34)	vs. Notre Dame
3.	261	Brandon Harris	2015 Texas
		(14-23)	vs. Texas Tech
4.	229	Mike Hilman	1968 Peach
		(16-29)	vs. Florida State
5.	227	Bert Jones	1971 Sun
		(12-18)	vs. Iowa State

PASSING TOUCHDOWNS

1.	4	Matt Flynn	2008 BCS Title Game
		(19-27, 174 yards)	vs. Ohio State
2.	3	Jordan Jefferson	2011 Cotton
		(31-53, 444 yards)	vs. Texas A&M
2.	3	Rohan Davey	2002 Sugar
		(31-53, 444 yards)	vs. Illinois
2.	3	Rohan Davey	2000 Peach
		(17-25, 174 yards)	vs. Georgia Tech
2.	3	Tommy Hodson	1987 Gator
		(20-32, 224 yards)	vs. South Carolina
2.	3	Bert Jones	1971 Sun
		(12-18, 227 yards)	vs. Iowa State

PASSES INTERCEPTED

1.	4	Jeff Wickersham	1985 Sugar • Nebraska
----	---	-----------------	-----------------------

CATCHES

1.	14	Josh Reed	2002 Sugar
		(239 yards)	vs. Illinois
2.	9	Josh Reed	2000 Peach
		(96 yards)	vs. Georgia Tech
2.	9	Wendall Davis	1987 Gator
		(132 yards)	vs. South Carolina
2.	9	Andy Hamilton	1971 Orange
		(146 yards)	vs. Nebraska

RECEIVING YARDS

1.	239	Josh Reed	2002 Sugar
		(14 catches)	vs. Illinois
2.	165	Andy Hamilton	1971 Sun
		(6 catches)	vs. Iowa State
3.	146	Andy Hamilton	1971 Orange
		(9 catches)	vs. Nebraska
4.	139	Malachi Dupre	2016 Citrus Bowl
		(7 catches)	vs. Louisville
5.	132	Wendall Davis	1987 Gator
		(9 catches)	vs. South Carolina

RECEIVING TOUCHDOWNS

1.	3	Wendall Davis	1987 Gator
		(9-132)	vs. South Carolina
1.	3	Terrence Tolliver	2011 Cotton
		(5-112)	vs. Texas A&M
3.	2	Five Times	2008 BCS Title Game
		Last: Richard Dickson	vs. Ohio State

LONGEST PASS PLAY

1.	77	Bert Jones to Andy Hamilton	1971 Sun
			vs. Iowa State

TOTAL OFFENSE • ATTEMPTS

1.	56	Marcus Randall	2003 Cotton
		(271 passing yards)	vs. Texas

TOTAL OFFENSE • YARDS

1.	427	Rohan Davey	2002 Sugar
		(444 pass, -17 rush)	vs. Illinois

TOTAL OFFENSE • ALL PURPOSE YARDS

1.	271	Kevin Faulk	1995 Independence
		(234 rush, 4 rec., 33 return)	vs. Michigan State

SCORING • POINTS/TOUCHDOWNS

1.	30	Leonard Fournette	2015 Texas
		(5 TDs)	vs. Texas Tech

SCORING • KICKING POINTS

1.	12	David Brownhyke	1987 Gator
		(3 FGs, 3 PATs)	vs. South Carolina

SCORING • EXTRA POINTS

1.	8	Trent Domingue	2015 Texas
			vs. Texas Tech

SCORING • FIELD GOALS

1.	3	Chris Jackson	2005 Peach • vs. Miami (Fla.)
1.	3	David Brownhyke	1987 Gator • vs. South Carolina

LONGEST FIELD GOAL

1.	53	Colt David	2008 Chick-fil-A • vs. Georgia Tech
----	----	------------	-------------------------------------

TACKLES

1.	19	Kevin Minter	2012 Chick-fil-A • vs. Clemson
----	----	--------------	--------------------------------

INTERCEPTIONS

1.	2	Greg Jackson	1987 Gator • vs. South Carolina
1.	2	Liffort Hobley	1985 Sugar • vs. Nebraska
1.	2	Al Coffee	1971 Orange • vs. Nebraska
1.	2	Benny Griffin	1968 Sugar • vs. Wyoming

INTERCEPTION YARDS

1.	91	Greg Jackson	1987 Gator • vs. South Carolina
----	----	--------------	---------------------------------

LONGEST INTERCEPTION RETURN

1.	48	Greg Jackson	1987 Gator • vs. South Carolina
----	----	--------------	---------------------------------

PUNT RETURNS

1.	6	Tre'Davious White	2015 Texas • vs. Texas Tech
----	---	-------------------	-----------------------------

PUNT RETURN YARDS

1.	79	Norman Jefferson	1985 Liberty • vs. Baylor
----	----	------------------	---------------------------

LONGEST PUNT RETURN

1.	79	Norman Jefferson	1985 Liberty • vs. Baylor
----	----	------------------	---------------------------

KICKOFF RETURNS

1.	5	Morris Claiborne	2012 BCS Title • vs. Alabama
	5	Harvey Williams	1987 Sugar • vs. Nebraska

KICKOFF RETURN YARDS

1.	138	Harvey Williams	1987 Sugar • vs. Nebraska
----	-----	-----------------	---------------------------

LONGEST KICKOFF RETURN

1.	100	Leonard Fournette	2014 Music City • vs. Notre Dame
----	-----	-------------------	----------------------------------

PUNTS

1.	10	Jamie Keehn	2014 Outback • vs. Iowa
----	----	-------------	-------------------------

PUNTING AVERAGE

1.	56.7	Patrick Fisher	2008 BCS Title • vs. Ohio State
----	------	----------------	---------------------------------

LONGEST PUNT

1.	65	Donnie Jones	2003 Cotton • vs. Texas
----	----	--------------	-------------------------



TEAM RECORDS

First Downs	32	2002 Sugar • vs. Illinois
Rushing Attempts	63	1977 Sun • vs. Stanford (332 yards)
Rushing Yards	337	2015 Texas • vs. Texas Tech (39 att.)
Avg. Per Rush	9.7	2015 Texas • vs. Texas Tech (39-377)
Rushing Touchdowns	7	2015 Texas • vs. Texas Tech
Passes Attempted	53	2002 Sugar • vs. Illinois (31 comp.)
Passes Completed	31	2002 Sugar • vs. Illinois (53 att.)
Completion Percentage	.727	1966 Cotton • vs. Arkansas (8-of-11)
Passing Yards	444	2002 Sugar • vs. Illinois (31-of-53)
Passes Had Intercepted	5	1985 Sugar • vs. Nebraska
Touchdown Passes	4	2008 BCS Title Game • vs. Ohio State
Total Offense Attempts	97	2002 Sugar • vs. Illinois (595 yards)
Total Offense Yards	638	2015 Texas • vs. Texas Tech (62 plays)
Avg. Gain per Play	10.3	2015 Texas • vs. Texas Tech (62-638)
Fumbles Lost	4	1950 Sugar • vs. Oklahoma, 1968 Peach • vs. Florida State
Total Turnovers	8	1950 Sugar • vs. Oklahoma (4 fumbles, 4 interceptions)
Points in a Quarter	28	2008 Chick-fil-a • vs. Georgia Tech (2nd quarter)
Points in a Half	35	2008 Chick-fil-a • vs. Georgia Tech (1st half)
	35	2015 Texas • vs. Texas Tech (2nd half)
Fewest Rushing Yards	-15	1960 Sugar • vs. Ole Miss (32 att.)

Fewest Passing Yards	13	1963 Bluebonnet • vs. Baylor (1-of-5)
Fewest Pass Attempts	5	1963 Bluebonnet • vs. Baylor (1 comp.)
Fewest Passes Completed	1	1963 Bluebonnet • vs. Baylor (5 att.)
Fewest Total Yards	74	1960 Sugar • vs. Ole Miss (-15 rush, 74 pass)
Most Points	56	2015 Texas • vs. Texas Tech
Fewest Points	0	1938 Sugar • vs. Santa Clara, 1947 Cotton • vs. Arkansas
		1950 Sugar • vs. Oklahoma, 1960 Sugar • vs. Ole Miss
		2012 BCS Title Game • vs. Alabama

COMBINED (LSU AND OPPONENT)

Most Points	83	2015 Texas • vs. Texas Tech (LSU 56, Texas Tech 27)
Fewest Points	0	1947 Cotton • vs. Arkansas (LSU 0, Arkansas 0)
Most Total Yards	1,037	2015 Texas • vs. Texas Tech (LSU 638, Illinois 399)
Fewest Total Yards	248	1938 Sugar • vs. Santa Clara (LSU 158, Santa Clara 90)
Largest Margin of Victory	37	2005 Peach • vs. Miami (LSU 40, Miami 3)

BCS NATIONAL CHAMPIONSHIP GAME (2-1)

OPPONENT	SCORE	DATE	LSU GAME MVP
vs. Oklahoma *	W, 21-14	Jan. 4, 2004	Justin Vincent, RB
vs. Ohio State	W, 38-24	Jan. 7, 2008	Matt Flynn, QB; Ricky Jean-Francois, DT
vs. Alabama	L, 21-0	Jan. 9, 2012	

* Also listed under Sugar Bowl

BLUEBONNET (0-2)
(FORMERLY ASTRO BLUEBONNET)

OPPONENT	SCORE	DATE
vs. Baylor	L, 14-7	Dec. 21, 1963
vs. Tennessee	L, 24-17	Dec. 30, 1972

BUFFALO WILD WINGS CITRUS BOWL (2-2)
(FORMERLY TANGERINE; FLORIDA CITRUS; CAPITAL ONE)

OPPONENT	SCORE	DATE	LSU GAME MVP
vs. Wake Forest	W, 34-10	Dec. 22, 1979	David Woodley, QB
vs. Iowa	L, 30-25	Jan. 1, 2005	
vs. Penn State	L, 19-17	Jan. 1, 2010	
vs. Louisville	W, 29-9	Dec. 31, 2016	Derrius Guice, RB

CHICK-FIL-A PEACH (5-1)

OPPONENT	SCORE	DATE	LSU GAME MVP
vs. Florida State	W, 31-27	Dec. 30, 1968	Mike Hillman, QB; Buddy Millican, DE
vs. Clemson	W, 10-7	Dec. 28, 1996	Herb Tyler, QB; Anthony McFarland, DT
vs. Georgia Tech	W, 28-14	Dec. 29, 2000	Rohan Davey, QB; Bradie James, LB
vs. Miami (Fla.)	W, 40-3	Dec. 30, 2005	Matt Flynn, QB; Melvin Oliver, DE
vs. Georgia Tech	W, 38-3	Dec. 31, 2008	Jordan Jefferson, QB; Perry Riley, LB
vs. Clemson	L, 25-24	Dec. 31, 2012	Kevin Minter, LB

COTTON (3-1-1)

OPPONENT	SCORE	DATE	LSU GAME MVP
vs. Arkansas	T, 0-0	Jan. 1, 1947	Y.A. Tittle, QB
vs. Texas	W, 13-0	Jan. 1, 1963	Lynn Amedee, QB
vs. Arkansas	W, 14-7	Jan. 1, 1966	Joe LaBruzzo, RB; David McCormick, T
vs. Texas	L, 35-20	Jan. 1, 2003	
vs. Texas A&M	W, 41-24	Jan. 7, 2011	Terrence Toliver, WR; Tyrann Mathieu, DB

GATOR (1-0)

OPPONENT	SCORE	DATE	LSU GAME MVP
vs. South Carolina	W, 30-13	Dec. 31, 1987	Wendell Davis, WR

INDEPENDENCE (2-0)

OPPONENT	SCORE	DATE	LSU GAME MVP
vs. Michigan State	W, 45-26	Dec. 29, 1995	
Kevin Faulk, RB; Gabe Northern, DE			
vs. Notre Dame	W, 27-9	Dec. 28, 1997	Rondell Mealey, RB; Arnold Miller, DE

LIBERTY (0-2)

OPPONENT	SCORE	DATE
vs. Missouri	L, 20-15	Dec. 23, 1978
vs. Baylor	L, 21-7	Dec. 27, 1985

MUSIC CITY (0-1)

OPPONENT	SCORE	DATE
vs. Notre Dame	L, 31-28	Dec. 30, 2014

ORANGE (2-3)

OPPONENT	SCORE	DATE
vs. Texas A&M	W, 19-14	Jan. 1, 1944
vs. Colorado	W, 25-7	Jan. 1, 1962
vs. Nebraska	L, 17-12	Jan. 1, 1971
vs. Penn State	L, 16-9	Jan. 1, 1974
vs. Nebraska	L, 21-20	Jan. 1, 1983

OUTBACK
(FORMERLY HALL OF FAME) (1-1)

OPPONENT	SCORE	DATE	LSU GAME MVP
vs. Syracuse	L, 23-10	Jan. 2, 1989	
vs. Iowa	W, 21-14	Jan. 1, 2014	Jeremy Hill, RB

SUGAR (6-7)

OPPONENT	SCORE	DATE	LSU GAME MVP
vs. TCU	L, 3-2	Jan. 1, 1936	
vs. Santa Clara	L, 21-14	Jan. 1, 1937	
vs. Santa Clara	L, 6-0	Jan. 1, 1938	
vs. Oklahoma	L, 35-0	Jan. 1, 1950	
vs. Clemson	W, 7-0	Jan. 1, 1959	Billy Cannon, RB
vs. Ole Miss	L, 21-0	Jan. 1, 1960	
vs. Syracuse	W, 13-10	Jan. 1, 1965	Doug Moreau, FL
vs. Wyoming	W, 20-13	Jan. 1, 1968	Glenn Smith, HB
vs. Nebraska	L, 28-10	Jan. 1, 1985	
vs. Nebraska	L, 30-15	Jan. 1, 1987	
vs. Illinois	W, 47-34	Jan. 1, 2002	Rohan Davey, QB
vs. Oklahoma	W, 21-14	Jan. 4, 2004	Justin Vincent, RB
vs. Notre Dame	W, 41-14	Jan. 3, 2007	JaMarcus Russell, QB

SUN (1-1)

OPPONENT	SCORE	DATE	LSU GAME MVP
vs. Iowa State	W, 33-15	Dec. 18, 1971	Bert Jones, QB
vs. Stanford	L, 24-14	Dec. 31, 1977	Charles Alexander, RB

TEXAS (1-0)

OPPONENT	SCORE	DATE	LSU GAME MVP
vs. Texas Tech	W, 56-27	Dec. 29, 2015	Leonard Fournette, RB

LSU'S ILLUSTRIOUS FOOTBALL HISTORY

778 All-time wins**25** Academic
All-America
selections**444** Academic
All-SEC honors**25** Bowl Victories**235** First-Team
All-SEC selections**14** College Football
Hall of Famers**72** First-Team
All-America honors**11** SEC Championships**49** Bowl Games**8** SEC West Championships**41** NFL First Round
Draft Picks**3** Pro Football
Hall of Famers**363** All-Time SEC Wins**3** National Championships**1958 NATIONAL CHAMPIONS**

LSU claimed its first national championship in 1958. The Tigers compiled a perfect 11-0 season and defeated Clemson, 7-0, in the Sugar Bowl on Jan. 1, 1959.

**2007 NATIONAL CHAMPIONS**

Ricky Jean-Francois and Matt Flynn celebrate the national title with the 2007 Coaches' Trophy following the Tigers' 38-24 win over Ohio State.

**2003 NATIONAL CHAMPIONS**

LSU celebrates the second national championship in program history after the Tigers defeated Oklahoma, 21-14, in the 2004 Nokia Sugar Bowl.

RINGS OF SUCCESS

LSU's storied football success includes championship rings from three national championships, 11 SEC titles and seven SEC Western Division championships. The 2007 national championship ring (front) commemorates the Tigers' most recent national title.





CANNON'S HALLOWEEN RUN

TIGER STADIUM • OCT. 31, 1959

Billy Cannon's 89-yard punt return for a touchdown against third-ranked Ole Miss is not only one of the most memorable plays in LSU football history, but it also ranks among the most memorable in college football. Trailing 3-0 late in the game, Cannon, the 1959 Heisman Trophy winner, fielded the punt at the Tiger 11-yard line and began his run into immortality. He eluded seven would-be tacklers down the east sideline and crossed the goal line of Tiger Stadium for the only touchdown of the game, giving the top-ranked LSU Tigers the 7-3 victory.



1966 COTTON BOWL

COTTON BOWL • JAN. 1, 1966

LSU entered the 1966 Cotton Bowl as a heavy underdog to the second-ranked Arkansas Razorbacks, but the Tigers knew they had nothing to lose and a lot of respect to gain. Arkansas, which entered the game riding a 22-game win streak and knew a victory over LSU meant a possible national title, struck first, but LSU's Joe Labruzzo reached the endzone twice in the second quarter to give the Tigers a 14-7 lead that would stand and foil the Razorbacks' hopes of a title.



JONES TO DAVIS

TIGER STADIUM • NOV. 4, 1972

In one of the most exciting endings to a game in LSU football history, QB Bert Jones connected with RB Brad Davis in the corner of the endzone as time expired and PK Rusty Jackson nailed the extra-point to give the Tigers a 17-16 victory over Ole Miss and keep an 11-game win streak alive.



THE EARTHQUAKE GAME

TIGER STADIUM • OCT. 8, 1988

QB Tommy Hodson connected with TB Eddie Fuller in the back of the endzone for the touchdown that vaulted LSU to a 7-6 victory over Auburn on Oct. 8, 1988, to help lead the LSU Tigers to their seventh SEC crown. The moment will forever be known as the "Night the Tigers Moved the Earth." The play caused such a thunderous explosion from the 79,341 fans in Tiger Stadium, the LSU Geology Department registered vibrations on a seismograph machine at the exact moment the touchdown was scored.



NO. 1 FALLS!

TIGER STADIUM • OCT. 11, 1997

Oct. 11, 1997, marked the first time LSU defeated the No. 1 ranked team in the nation when the Tigers upended top-ranked Florida, 28-21, in Tiger Stadium. LSU jumped out to an early lead, but the Gators would score a touchdown with 6:44 remaining in the fourth quarter to cut the lead to single digits. LSU's defense sealed the victory when Raion Hill intercepted a Florida pass with less than three minutes to play and the Tigers ran out the clock to set off one of the greatest celebrations in Tiger Stadium history.



SEC CHAMPIONS!

GEORGIA DOME • DEC. 8, 2001

LSU, playing in its first SEC Championship Game, shocked No. 2 Tennessee to win its first SEC title since 1986 by a score of 31-20. Tiger starting QB Rohan Davey went down to injury and was spelled by redshirt freshman Matt Mauck, who scored two rushing touchdowns to claim MVP honors. The game was dedicated to the memory of former coach Charles McClendon, who passed away a day earlier while the Tigers were en route to Atlanta. The win secured LSU's first Sugar Bowl appearance since 1987.



BLUEGRASS MIRACLE

COMMONWEALTH STADIUM • NOV. 9, 2002

Trailing 30-27 to Kentucky with 11 seconds to play in the game, LSU mounted a two-play 87-yard drive that will forever be known as, "The Bluegrass Miracle." QB Marcus Randall connected with WR Devery Henderson on the game-winning 75-yard pass as time expired to give the Tigers a 33-30 victory.



LET THE VALLEY SHAKE!

TIGER STADIUM • SEPT. 20, 2003

Quarterback Matt Mauck rolled to his left, fired to the endzone and found wide receiver Skyler Green for an over-the-shoulder 34-yard touchdown with 3:03 remaining as No. 11 LSU outlasted No. 7 Georgia, 17-10, in an early SEC thriller at a raucous Tiger Stadium. All-American Corey Webster sealed the victory with an interception in the final minute. With ESPN College GameDay on hand for the first time since 1997, the win catapulted the Tigers onto the national scene where they would eventually go on to claim their first national title since 1958.



2003 NATIONAL CHAMPIONS

LOUISIANA SUPERDOME • JAN. 4, 2004

LSU, the No. 2 team in the Bowl Championship Series rankings, beat No. 1 BCS ranked Oklahoma in the Nokia Sugar Bowl to win the 2003 National Championship, the Tigers' first title since 1958. Freshman RB Justin Vincent, named the game's MVP after totaling 117 yards, scampered 64 yards on the first play of the game to set the tone as LSU never trailed, winning 21-14. The LSU defense, ranked No. 1 in the nation, stifled the Sooners' top-ranked offense, holding Oklahoma to 154 yards and sacking Heisman winning QB Jason White five times.



PRIMETIME DRAMA

TIGER STADIUM • OCT. 6, 2007

In one of the most exciting games ever played in LSU's storied Tiger Stadium, No. 1-ranked LSU overcame a 10-point fourth-quarter deficit to beat defending national champion and ninth-ranked Florida, 28-24, in front of 92,910 emotionally spent fans. Tailback Jacob Hester plunged into the endzone from 1-yard out that gave LSU its first lead of the game and sent Tiger Stadium into pandemonium with 1:06 to go in the fourth quarter. It marked LSU's first national primetime game on CBS since 1981.



2007 NATIONAL CHAMPIONS

LOUISIANA SUPERDOME • JAN. 7, 2008

LSU became the first school in the nation to win multiple BCS national titles as the second-ranked Tigers downed top-ranked Ohio State, 38-24, in the 2008 BCS National Championship Game. LSU trailed 10-0 in the first quarter but rallied for 31 unanswered points on a school-record tying four TD passes from QB Matt Flynn to claim the third national title in program history. DT Ricky Jean-Francois garnered defensive Most Outstanding Player honors chiefly for blocking a second-quarter, 38-yard field goal attempt that kept the game tied at 10-10 and swung the momentum completely in LSU's favor the remainder of the game.



GAME OF THE CENTURY

BRYANT-DENNY STADIUM • NOV. 5, 2011

Billed as the "Game of the Century" after weeks of media hype, Drew Alleman's 25-yard field goal in overtime propelled No. 1 LSU past No. 2 Alabama, 9-6, in Bryant-Denny Stadium. With rosters featuring future NFL players, neither team was able to score a touchdown. With the Tide driving in the fourth quarter, safety Eric Reid made arguably the biggest play of the entire college football regular season, when he grabbed an acrobatic, diving interception at the 1-yard line that prevented an Alabama score.

LSU Football Traditions from A to Z

The rich history of LSU football is impossible to portray in only a few pages. However, below are tidbits from the Tiger Football annals that have contributed to the story that is LSU Football. These items are presented as background material with the hope that they will encourage a better understanding of the many traditions that are associated with Tiger football and LSU Athletics.



ALMA MATER

Since 2005, LSU has followed a win by singing the alma mater on the field. Ed Orgeron has carried the tradition following a victory. Orgeron and the team gather in front of the student section and join the student body in a rendition of the alma mater.

Where stately oaks and broad
magnolias shade inspiring halls,
There stands our dear Old Alma Mater
who to us recalls
Fond memories that waken in our
hearts a tender glow,
And make us happy for the love
that we have learned to know.
All hail to thee our Alma Mater,

molder of mankind,
May greater glory, love unending
be forever thine.
Our worth in life will be thy worth
we pray to keep it true,
And may thy spirit live in us, forever
L-S-U.



BILLY CANNON, NO. 20

The great Billy Cannon, two-time All-American and Heisman Trophy winner, played at LSU from 1957-59. He led the Tigers to the 1958 National Championship and is best known for his 89-yard punt return to beat Ole Miss in 1959. In his career, Cannon rushed for 1,867 yards on 359 carries, an average of 5.2 yards per carry and scored 19 rushing touchdowns. He also scored two touchdowns by receiving and one each by punt return, kickoff return and interception return. LSU went 24-7 during Cannon's stay on the Baton Rouge campus, including 19 straight victories from the end of the 1957 season to the eighth game of the 1959 campaign. Following that 1959 season, Cannon's jersey was retired into the LSU Athletics Hall of Fame. A sign honoring Cannon was unveiled in the southeast corner of Tiger Stadium during LSU's game against Ole Miss on Nov. 22, 2008. Cannon was enshrined into the College Football Hall of Fame in the summer of 2009.



The 1962 LSU cheerleaders

CHEERLEADERS

Cheerleaders have long been a part of college football tradition, and the LSU Varsity Cheerleaders are no exception in their role in Tiger gridiron lore. The cheerleaders traditionally lead the Tigers onto the field before and after halftime of every game. The 1989 Tiger cheerleaders captured the National Championship in the annual Universal Cheerleading Association competition. LSU has finished in the top 10 of that competition in each of the past 12 years.

LSUsports.net/cheerleading

CHINESE BANDITS

The nickname of one of the three units utilized in Paul Dietzel's three-platoon system that vaulted the Tigers to the 1958 National Championship. That year, the first team was named the White Team, an offensive unit was named the Go Team and a defensive unit was tabbed the Chinese Bandits. The White Team, naturally, wore white jerseys and was so named. The Go Team wore gold jerseys as the word "gold" was eventually shortened to "go." The name "Chinese Bandits" actually originated when Dietzel recalled a line from the old "Terry and The Pirates" comic strip that referred to Chinese Bandits as the "most vicious people in the world." In their heyday, the Chinese Bandits were featured in Chinese masks in Life magazine. In 1980, the LSU band revived the "Bandit" tune played when the LSU defense stalls any opponent's drive.

COTTON BOWL (1966)

One of the most notable games in LSU football history was the 1966 Cotton Bowl against powerful Arkansas. The Razorbacks went into the New Year's Day tilt ranked No. 2 in the country and riding a 22-game winning streak. LSU owned a meager 7-3 mark compared to the Hogs' perfect 10-0 record, but little Joe Labruzzo silenced many a disbeliever to spark the Bayou Bengals to their greatest bowl win. The Tigers left Dallas with a 14-7 win over the Southwest Conference host Razorbacks. The Tigers have appeared in four other Cotton Bowls, tying Arkansas 0-0 (1947), beating Texas 13-0 (1963), losing to Texas 35-20 (2003) and topping Texas A&M, 41-24 (2011).



Special thanks to Peter Finney of the New Orleans *Times-Picayune* who has documented the history of LSU football in his book "Fighting Tigers", the late Marty Mule' of the New Orleans *Times-Picayune* who penned "Eye of the Tiger" in celebration of LSU's football centennial in 1993, and to the late historian H. Warren Taylor whose relentless pursuit of accurate information and record-keeping in the early years of LSU athletics has kept alive the accomplishments of Tiger athletes in football, basketball, track and boxing dating back to the late 1800s.



CUBA: TIGERS ON FOREIGN SOIL

LSU was the first college team to play on foreign soil when, in 1907, coach Edgar R. Wingard took his Tigers to Havana for an international gridiron bout. The University of Havana team had dominated every American service team it had played, but had never encountered football collegiate style. The finesse of the Tigers took the big Cuban team by surprise on Christmas Day at Almendares Park and LSU walked away with a convincing 56-0 victory before 10,000 fans.

DORMITORIES

Tiger Stadium once housed some 1,500 dorm rooms, home to many LSU students over the years. The concept was introduced in 1928 by T.P. "Skipper" Heard, who learned that LSU president James Smith proposed to use \$250,000 to build new dormitories on the LSU campus. Heard sold Smith on the idea of raising the stands on both the East and West sides of the stadium and extending them to the end zones, then constructing the dorms inside the stadium. Thus the University got its dorms and Tiger Stadium's capacity increased by 10,000 seats in 1931. Today, the dorms are used for storage.




THE GOLDEN BAND FROM TIGERLAND

The grandest band in all the land, the Golden Band from Tigerland, is as much a part of Saturday nights in Tiger Stadium as the team itself. Among the many favorites of LSU fans is the band's traditional pregame march down North Stadium Drive from the Band Hall to the tune of "Hold That Tiger." That tradition is a carry-over from the old pregame parades through downtown Baton Rouge. Castro Carazo was the man handpicked by Louisiana Governor Huey Long in 1935 to revamp the Tiger band. Carazo and Long together wrote fan favorite "Touchdown for LSU," and two years later, Carazo also penned the official LSU fight song, "Fight For LSU." The tradition of the LSU Tiger Marching Band continues today. The LSU Tiger Marching Band is made up of some 325 musicians, Golden Girls and Colorguard members. In 1997, the band was selected as the top band in the Southeastern Conference by SEC band directors. In December 2001, the band was awarded the Sudler Trophy, the highest honor a collegiate marching band can receive. The award has been called "the Heisman Trophy of marching bands," according to Frank Wickes, former director of LSU bands. A new, state-of-the-art, 17,640 square foot band hall opened its doors on April 26, 2012.

EARTHQUAKE GAME (1988)

QB Tommy Hodson connected with WR Eddie Fuller in the back of the endzone for the touchdown that vaulted LSU to a 7-6 victory over Auburn on Oct. 8, 1988, to help lead the LSU Tigers to their seventh SEC crown. The moment will forever be known as the "Night the Tigers Moved the Earth," as the play caused such a thunderous explosion from the 79,341 fans in Tiger Stadium, the LSU Department of Geology registered vibrations on a seismograph machine at the exact moment the touchdown was scored.



FIGHTING TIGERS


In the fall of 1896, coach A.W. Jeardeau's LSU football team posted a perfect 6-0-0 record, and it was in that pigskin campaign that LSU first adopted its nickname, Tigers. "Tigers" seemed a logical choice since most collegiate teams in that year bore the names of ferocious animals, but the underlying reason why LSU chose "Tigers" dates back to the Civil War. During the "War

Between the States," a battalion of Confederate soldiers comprised of New Orleans Zouaves and Donaldsonville Cannoneers distinguished themselves at the Battle of Shenandoah. These Louisiana rebels had been known by their contemporaries as the fighting band of Louisiana Tigers. Thus, when LSU football teams entered the gridiron battlefields in their fourth year of intercollegiate competition, they tagged themselves as the "Tigers." The 1955 LSU "fourth-quarter ball club" helped the moniker "Tigers" grow into the nickname, "Fighting Tigers."



THE GOLDEN BOOT

The Golden Boot is a trophy awarded each year to the winner of the Battle for the Golden Boot football matchup between LSU and SEC rival Arkansas. The trophy was introduced to the series prior to the 1996 season. Molded from 24-karat gold in the shape of the states of Arkansas and Louisiana, the trophy stands four feet in height, weighs nearly 200 pounds and is valued at \$10,000. It is believed to be the heaviest trophy awarded in a college football rivalry. After a win in the series, the victorious team keeps the trophy until the following year's matchup.



THE GOLDEN GIRLS

Taking the field with the Tiger Band at LSU for the first time in 1959, the prestigious LSU Golden Girls represent the oldest and most established danceline on the LSU campus. The line consists of a very talented group of young ladies who are chosen each spring by a special audition. The Golden Girls are one of the feature units with the LSU Tiger Band and perform for all home LSU football games and selected campus events, as well as, away games with the full Tiger Band. The 2009 season represented the 50th anniversary of the group's foundation.

LSUsports.net/goldenband

HALL OF FAMERS

Fourteen members of the LSU football community have the distinction of being inductees into the National Football Foundation College Football Hall of Fame that was established in 1947. In 1956, former end Gaynell Tinsley was enshrined in South Bend, Ind., as LSU's first Hall of Famer. Ken Kavanaugh (1963), Abe Mickal (1967), Doc Fenton (1971), Tommy Casanova (1995), Billy Cannon (2009) Jerry Stovall (2010) and Charles Alexander (2012) all have been inducted into the event that is annually held at New York City's Waldorf Astoria Hotel in December. Bert Jones became the newest College Football Hall of Famer from LSU when he was officially inducted in December 2016. Five LSU coaches are members of the NFF Hall of Fame, a list that includes the legendary Charles McClendon. Three former LSU players have earned the highest honor of being inducted into the Pro Football Hall of Fame in Canton, Ohio. Steve Van Buren was the first in 1965. Y.A. Tittle, who went on to become one of the greatest quarterbacks in history, was inducted in 1971 after a storied career with the Baltimore Colts, San Francisco 49ers and New York Giants. Four-time NFL championship winner and 1962 NFL MVP Jimmy Taylor was enshrined in 1976. Thirty-one LSU football players are also members of the Louisiana Sports Hall of Fame with Eddie Kennison as the most recent inductee in the summer of 2017.

LSU Football Traditions from A to Z

H-STYLE CROSSBAR

Unknown to many Tiger fans, the LSU football team still runs onto the field under the same crossbar that stood as part of the north end zone goalpost in Tiger Stadium as early as 1955. It had long been a tradition that the LSU football team enters the field by running under the goalpost when the new "T-style" goalposts came into vogue. By virtue of tradition, the old "H-style" posts stood on the field of Death Valley until they were finally removed in 1984. Part of the crossbar, however, was kept and mounted above the door of the Tiger Den through which the Tigers run onto the field each game. In 1993, in celebration of the centennial of LSU football, the "H-style" goalposts were returned to the end zones of Tiger Stadium. Today, Tiger Stadium is one of only three college stadiums in the nation who still use the "H-style" crossbar. Doak Campbell Stadium at Florida State and Martin Stadium at Washington State are the other two.

HALLOWEEN NIGHT


Drama on Halloween is as traditional as pumpkins and goblins for LSU and Ole Miss. These schools have met seven times on Oct. 31 with the series tied at 3-3-1. The most notable game on All Hallow's Eve was the 1959 thriller that saw Billy Cannon return a punt 89 yards to spur a 7-3 Tiger victory. The Tigers and Rebels next met on Halloween in 1964. Ole Miss led 10-3 late in the fourth quarter in Death Valley when LSU scored a touchdown to make it 10-9. Quarterback Billy Ezell then threw to Doug Moreau in the front corner of the endzone on the two-point conversion, at nearly the exact point where Cannon had crossed the goal line five years earlier for an 11-10 win. There was a 17-year drought before the teams played on Oct. 31 again, this time at Jackson in 1981. A seesaw battle ended with a 46-yard field goal off the foot of LSU's David Johnston as time expired for a 27-27 tie. In the most recent meeting, the teams engaged in the first overtime game in LSU history at Oxford in 1998, but Ole Miss emerged with a 37-31 win. LSU is 8-6-1 all-time on Halloween night, including a 42-0 shutout of Tulane in Tiger Stadium in 2009.



HALLOWEEN RUN

There have been longer scoring plays in LSU football history, but Billy Cannon's 89-yard punt return against Ole Miss in 1959 is simply, and undeniably, the most famous play in Tiger gridiron records. In fact, some consider it one of the most memorable in college football history. It was an eerie, misty and humid Halloween night, and the Rebels of Mississippi took a 3-0 lead into the final quarter, threatening to end an 18-game LSU win streak. On third and 17 from the Ole Miss 42, the Rebels' Jake Gibbs punted 47 yards to the Tiger 11 where Cannon hauled it in on the bounce. Cannon

careened off seven tacklers down the east sideline and darted 89 yards to immortality. Some say it may have been that run that assured Cannon of the Heisman Trophy he received at season's end. LSU celebrated the 50-year anniversary of the legendary play in 2009 as Cannon was recognized on the field during the Tigers' game with Tulane on Halloween night.



ICE BOWL (1946)

The Tigers of 1946, though not one of Bernie Moore's two SEC Championship teams, was surely one of Moore's finest squads. Only a 26-7 loss at the hands of SEC foe Georgia Tech spoiled the season and the Y.A. Tittle-led Bayou Bengals landed in the Cotton Bowl against

Arkansas and star Razorback Smackover

Scott. But ice, sleet and snow pelted Dallas on that Jan. 1 as LSU filled oil drums with charcoal and started fires for makeshift heaters on the field. Fans built fires in the stands and watched the Tigers roll to 271-54 advantage in total yardage and a 15-1 lead in first downs. Those numbers, however, didn't equate on the scoreboard that showed 0-0 at game's end. The Tigers finished the season with a 9-1-1 record in Moore's penultimate season as head coach.



JERSEY 18

Jersey No. 18 was an LSU tradition born in 2003 when quarterback Matt Mauck guided the Tigers to their first national championship since 1958. His number became synonymous with success – both on and off the field – as well as a selfless attitude that has become the epitome of being an LSU football player. After his final year with the Tigers, Mauck passed jersey No. 18 down to running back Jacob Hester, who then helped LSU to another national title in 2007. Each season, a

Tiger player is voted to wear the No. 18. Richard Dickson (2008, '09), Richard Murphy (2010), Brandon Taylor (2011), Bennie Logan (2012), Lamin Barrow (2013), Terrence Magee (2014), and Tre'Davious White (2015, 2016) have each had the honor of wearing the number. Christian LaCouture and John David Moore will carry on the tradition in 2017.

HELMETS

LSU's helmet is a striking tradition that has seen its share of changes since the program's inception. From 1947-55, a dark gold helmet was used by the Tigers. Then in 1956, head coach Paul Dietzel entered his second season by introducing a new helmet design. The helmet was changed to a yellow gold, similar to that of the Green Bay Packers, that featured a white one-inch center stripe and purple three-quarter-inch flanking stripes. It is a look that has become synonymous and identified with LSU football since its unveiling. The 1957 Tigers had the addition of black two-inch "NCAA style" identifying numerals placed on each side of the helmet and that size expanded to three inches in 1958, the year of LSU's first national title. In 1972, a logo first appeared on the helmet. In 1977, the logo was modified, and that look remained until 2013. In 2014, the tiger head logo was updated with a fresh look.



pre-1947



1947-55



1958-64



1972-76



1977-2013



2014-present

THE KINGFISH

No single person can be credited for building LSU football into the entity it is today, but one of the men who most influenced the popularity of Tiger football was neither a player nor a coach. The "Kingfish," Louisiana Governor Huey P. Long, never shied from using his political influence to aid the cause of LSU football. Two examples: In 1934, athletic director T.P. Heard reported low advance sales for the LSU-SMU game because of a circus coming to town the night of the game. Long contacted the proper Barnum and Bailey representatives and informed them of a near-forgotten animal-dipping law. The show was canceled and LSU-SMU ticket sales took off. Later that same year, Long used his influence to "entice" passenger agents of the Illinois Central Railroad to lower fares for LSU students traveling to a road football game. When Long threatened to reassess the value of railroad bridges in the state from \$100,000 to \$4 million, the railroad generously agreed to give LSU students a \$6 roundtrip fare for the Vanderbilt game that season.



NIGHT GAMES IN TIGER STADIUM

The tradition of playing night games in Tiger Stadium began on Oct. 3, 1931, when LSU downed Spring Hill, 35-0, under the lights. The idea of night football was introduced by T.P. "Skipper" Heard, then graduate manager of athletics and later athletics director. Several reasons were cited for playing LSU games at night, including avoiding the heat and humidity of afternoon games, avoiding scheduling conflicts with Tulane and Loyola, and giving more fans the opportunity to see the Tigers play. An immediate increase in attendance was noted, and night football soon became ingrained in LSU football lore. LSU has also traditionally played better at night than in the light of day. LSU is 325-106-13 (.746) under the lights of Tiger Stadium and 88-43-5 (.665) during the day at home.

PURPLE & GOLD

There is some discrepancy in the origin of Royal Purple and Old Gold as LSU's official colors. It is believed that those colors were worn for the first time by an LSU team in the spring of 1893 when the LSU baseball squad beat Tulane in the first intercollegiate contest played in any sport by Louisiana State University. Team captain E.B. Young reportedly hand-picked those colors for the LSU squad. Later that year, the first football game was played. On Nov. 25, 1893, football coach/chemistry professor Dr. Charles Coates and some of his players went into town to purchase ribbon to adorn their gray jerseys as they prepared to play the first LSU gridiron game. Stores were stocking ribbons in the colors of Mardi Gras - purple, gold, and green - for the coming Carnival season. However, none of the green had yet arrived at Raymond's Store at the corner of Third and Main streets. Coates and quarterback Ruffin Pleasant bought up all of the purple and gold stock and made it into rosettes and badges.



NUMBERING SYSTEM

LSU, in 1952, introduced a unique - and short-lived - jersey numbering system. The idea of coach Gaynell "Gus" Tinsley and publicity director Jim Corbett, the system utilized an abbreviation of the player's position on his jersey. Thus, ends, guards and tackles wore the letters "E," "G" and "T" followed by a single-digit number. The right side of the line wore even numbers, the left side odd numbers. In similar fashion the centers, quarterbacks, left halfbacks, right halfbacks and fullbacks wore "C," "Q," "L," "R" and "F," respectively, followed by single-digit numerals. The 1953 LSU yearbook, the Gumbo, boldly predicted that the new system "may revolutionize the football jersey manufacturing industry." It didn't.



THE RAG

The Rag was the traditional spoils of victory in the LSU-Tulane rivalry for many years. This flag, decorated half in LSU's colors of purple and gold and the other half adorned in the green and white of Tulane, was held for one year by the victorious school until the game the following season. The whereabouts of the original flag are unknown; however, a new version of The Rag was awarded to the LSU squad after the Tigers defeated the Greenies, 48-17, in the 2001 season opener in Death Valley.

THE RIVALRY: LSU VS. TULANE

LSU's rivalry with the Green Wave of Tulane was a natural from the game's infancy. The Greenies won LSU's first football game in 1893 by a 34-0 count, but over the ensuing seasons, the Tigers have dominated the series and own a 68-22-7 margin over their neighbors from New Orleans. The proximity of the schools made for the development of the rivalry in its early years and, by 1913, fans began to travel the distance by automobile instead of by train. Today's Tiger fan can traverse the distance from Tiger Stadium to the Louisiana Superdome in an hour, but in the early years, according to the New Orleans Times-Picayune "with a good car, it can be negotiated in perfect comfort in six hours." The two schools renewed the series in 2007 as LSU defeated Tulane, 34-9, in the Superdome. The most recent meeting occurred in 2009 when the Tigers shutout the Green Wave, 42-0, on Halloween night in Tiger Stadium.



LSU, as was the term "Old Lou."

OLE WAR SKULE

LSU began in 1860 as the Louisiana State Seminary of Learning and Military Academy, shortly before the beginning of the Civil War. In fact, LSU's first superintendent was Civil War commander William Tecumseh Sherman. "Ole War Skule" was formerly a popular reference to

PERFECT SEASONS

LSU has had six unblemished seasons in its history. The Tigers first went undefeated and untied in 1895 under head coach A. P. Simmons with a 3-0 record, but the first truly great LSU team is considered to be the 1908 squad led by one of the most legendary players to wear the Purple and Gold—Doc Fenton. That 1908 team, coached by Edgar R. Wingard, soared through a 10-game schedule without a loss or tie as Fenton scored an incredible 125 points on the year. It was 50 years before LSU would post another perfect season, winning the national championship in 1958 with an 11-0 mark.



1896 Tigers



1902 Tigers



1905 Tigers



1908 Tigers

LSU Football Traditions from A to Z

SONGS OF LSU

HEY FIGHTIN' TIGERS

Hey, Fightin' Tigers, fight all the way
Play Fightin' Tigers, win the game today.

You've got the know how,
you're doing fine,
Hang on to the ball as you hit the wall
And smash right through the line

You've got to go for a touchdown
Run up the score.
Make Mike the Tiger stand right up and roar.
ROAR!

Give it all of your might as you fight tonight and
keep the goal in view.
Victory for L-S-U!

"Hey Fighting Tigers" was adapted from the Broadway show tune "Hey, Look Me Over" by Cy Coleman. Gene Quaw, then director of social recreation at LSU, wrote the lyrics. "Hey Fighting Tigers" was played publicly for the first time at the 1962 opening game with Texas A&M in legendary Coach Charles McClendon's first game at LSU. Athletics director Jim Corbett wanted to do something special for McClendon's first game and he borrowed a fight song from a Broadway musical. The song appeared in the musical Wildcat starring Lucille Ball. LSU obtained special permission to use the melody that can be heard in and around Tiger Stadium on Saturday nights in the fall.

FIGHT FOR LSU

(Official Fight Song)

Like Knights of old, Let's fight to hold
The glory of the Purple Gold.

Let's carry through, Let's die or do
To win the game for dear old LSU.

Keep trying for that high score;
Come on and fight,
We want some more, some more.

Come on you Tigers, Fight! Fight! Fight!
for dear old L-S-U.
RAH!

TOUCHDOWN FOR LSU

Tigers! Tigers! They've come to town,
They fight! They fight! Call a first down,
Just look them over, and how they can go,
Smashing the line with runs and passes
high and low.

Touchdown! Touchdown! It's Tigers' score.
Give them hell and a little bit more.
Come on you Tigers, Fight them, you Tigers,
Touchdown for LSU.
Rah! U. Rah!



Following a victory, the LSU football team sings "Hey Fightin' Tigers" in the locker room.

TIGER RAG (HOLD THAT TIGER)

Long ago, way down in the jungle
Someone got an inspiration for a tune,
And that jingle brought from the jungle
Became famous mighty soon.
Thrills and chills it sends thru you!
Hot! so hot, it burns you too!
Tho' it's just the growl of the tiger
It was written in a syncopated way,
More and more they howl for the "Tiger"
Ev'ry where you go today
They're shoutin'
Where's that Tiger! Where's that Tiger!
Where's that Tiger! Where's that Tiger!
Hold that Tiger! Hold that Tiger!
Hold that Tiger!

SOUTH END ZONE

Whether it be the 1959 goal line stand that sealed victory for the Tigers against Ole Miss on the "Billy Cannon Run" night or Bert Jones' pass to Brad Davis as time expired to beat the Rebels in 1972, the south end zone of Tiger Stadium has become somewhat of an enigma for the sometimes strange and often memorable plays in LSU football. The Tiger defenders have put together numerous goal line stands at the south end zone, including the following games: 1985 Colorado State, 1985 Florida, 1986 North Carolina, 1986 Notre Dame, 1988 Texas A&M, 1991 Florida State, 1992 Miss. State and 1996 Vanderbilt. In 1988, the Tigers stymied the Texas A&M Aggies at the LSU 2-yard line despite the distraction of a bank of lights going dark midway through A&M's series of plays. For that series, LSU's defense was nicknamed the "Lights Out Defense." The first great goal line stand at that end of the field may have been in that 1959 game when Warren Rabb and Billy Cannon halted Ole Miss' Doug Elmore at the one-yard line for the 7-3 victory. Then, in 1971, the first and most memorable of LSU's three goal line stands against Notre Dame was at the 1-yard line at the South end of the field as Louis Cascio and Ronnie Estay hit the Irish's Andy Huff at the goal en route to a 28-8 Tiger victory.



Billy Cannon and Warren Rabb make a stop at the South End Zone.



TAILGATING

It has often been pondered whether the attraction of night football is because of the excitement of the atmosphere created by a game under the lights, the more pleasant weather of an evening after the sun has set, or because it allows more time for tailgating. If it is not football that people of south Louisiana crave, then it is food. Tiger fans arrive as early as Thursday evening for Saturday games, set up their motor homes and kick back for a weekend of cooking and enjoyment for two days until kickoff. A stroll across the LSU campus and through the parking lots is a veritable connoisseur's treat. Common entrees include crawfish, boiled shrimp, and jambalaya and, on occasion, one will run across a cochon-de-lait (pig roast). In 2008, ESPN.com ranked LSU as the top tailgating destination in America. In 2010, *Sporting News*, proclaimed "Saturday Night in Death Valley" and Tiger tailgating as the top traditions in all of college football. LSU's legendary tailgating experience was recently named No. 1 by the Associated Press in a September 2010 poll and by CNN in the network's November 2010 survey.

SUPER BOWL CHAMPIONS

Super Bowl Champion is a phrase that has become synonymous with former LSU football players. A total of 57 former Tigers have played in pro football's ultimate game and 32 have claimed a Super Bowl ring. At least one former LSU player has won a Super Bowl title in 13 out of the past 16 years dating back to 2002. LSU greats Jimmy Taylor of the Green Bay Packers and Johnny Robinson of the Kansas City Chiefs played in the first Super Bowl in 1967. Robinson and offensive lineman Remi Prudhomme were the first to win a Super Bowl as the Chiefs claimed Super Bowl IV with a 23-7 victory over the Minnesota Vikings. New England Patriots linebacker Barkevious Mingo became the most recent Super Bowl champion, earning his first ring when the Patriots beat the Atlanta Falcons in Super Bowl LI. Kevin Faulk has claimed more Super Bowl rings than any former Tiger in school history with three – all with the New England Patriots.



VICTORY HILL

A pregame ritual for many Tiger fans is to line North Stadium Drive in the hours before kickoff to see the Tiger Marching Band in its walk from the band hall. The band pauses each game on the hill next to the Journalism Building to play "Tiger Rag," to the

delight of the LSU throngs. Former head coach Curley Hallman began the tradition in the early 1990s of leading the team by foot down Victory Hill from Broussard Hall two hours before the game. That practice became so popular that Gerry DiNardo, Nick Saban, Les Miles and Ed Orgeron have continued the tradition, even though the team began to stay in a hotel the night before home games. The team buses drive from the on-campus Lod Cook Hotel to the top of Victory Hill between the Academic Center and Journalism Building in order for the players to make their traditional walk down. Ed Orgeron also began invited former players to join the team on the walk down Victory Hill.



The Tigers celebrated the 2007 national title on the South Lawn of the White House.

"I'm so honored and proud to welcome the LSU Tigers here as the national champs. God bless you. God bless LSU, and God bless America."

- President George W. Bush, April 7, 2008

THE WHITE HOUSE

Winning national championships carries the privilege of visiting Washington D.C., and touring the White House. The Tigers have taken part in Champions Day at the White House following its two BCS titles. Head coach Les Miles and his team had the chance to meet President George W. Bush on the South Lawn in April 2008. Miles presented President Bush with a No. 7 jersey, in reference to the 2007 season, and Jacob Hester gave the 43rd president of the United States a bronze football. LSU also took a tour of the National Mall area which including visits to the Lincoln Memorial, the Washington Monument, the National World War II Memorial, the Korean War Veterans Memorial and the Vietnam Veterans Memorial. The Tigers visited the Walter Reed Army Medical Center, toured the Pentagon and witnessed the changing of the guard at the Tomb of the Unknowns at the Arlington National Cemetery.

"Billy Cannon watches it bounce, he takes it at his own 11, he comes back upfield to the 15, stumbles momentarily, he's at the 20, running hard at the 25, gets away from one man at the 30, still runs at the (inaudible) ...at the 35, at the 45... he's on the 50, he's in the clear on the 45, the 40 (inaudible due to crowd noise)...the 15, the 10, the 5 he scores!

"Billy Cannon raced some 89 yards for a touchdown. Listen to the cheers for Billy Cannon as he comes off the field...great All-American!"

- J.C. Politz, "Voice of the Tigers", Oct. 31, 1959




WHITE JERSEYS

LSU is one of the few college football teams that traditionally wear white jerseys for home games. The tradition originated when LSU won its first national championship in 1958. Head coach Paul Dietzel had a habit of tinkering with the uniform every year. In 1958, he chose to wear white jerseys for LSU's home games, and the Tigers subsequently won the national championship. A superstitious man, Dietzel didn't change the uniform after that season. LSU continued to wear white jerseys for home games throughout the Charlie McClendon Era. When Jerry Stovall took over as head coach in 1980, he said the Tigers would occasionally wear purple jerseys so that home fans could see a different color. In 1982, the NCAA changed its jersey rule, requiring teams to wear dark colored jerseys for home games. The Tigers wore purple jerseys for all home games from 1983 to 1994. When Gerry DiNardo became head coach in 1995, he vowed to change the NCAA jersey rule. After petitioning the rules committee of the American Football Coaches Association, he personally met with each member of the NCAA Football Rules Committee. DiNardo's efforts were successful and the Tigers were allowed to wear white jerseys again beginning in 1995. A stipulation of the new rule was that the visiting team would have to give the home team permission to wear the white jerseys. The first team to deny LSU's request was DiNardo's former team, Vanderbilt. Instead of going back to purple jerseys, the Tigers took to the field in new gold jerseys. The SEC later adopted a league rule stipulating that the home team has sole discretion in determining its jersey color. Nick Saban became LSU's head coach in 2000 and continued the white jersey tradition, but with a twist. Saban decided that LSU would wear purple jerseys for all non-SEC games, except the home opener. That tradition continues today.

VOICE OF THE TIGERS

For more than 40 years, John Ferguson was known as the "Voice of the Tigers." Ferguson's distinctive baritone voice could be heard nationwide as few teams played night games during his tenure, which began in 1946. The most famous call of all plays, though, belongs to J.C. Politz who was the "Voice of the Tigers" in 1959 when Billy Cannon made his legendary 89-yard Halloween run. Ferguson later returned to the broadcast booth doing television for TigerVision broadcasts beginning in 1984. At that time, Jim Hawthorne took over the radio duties as the football, men's basketball and baseball "Voice of the Tigers." Hawthorne has called some of the greatest moments in LSU history, including play-by-play for the Tigers' 2003 and 2007 national championship seasons. After 32 seasons as "Voice of the Tigers," Hawthorne retired at the conclusion of the 2015-16 basketball season. Chris Blair took over as the "Voice of the Tigers" in February 2016. Ferguson passed away at the age of 86 on Dec. 19, 2005.



John Ferguson



Jim Hawthorne



BIFF JONES
1932-34
Three seasons
Record: 20-5-6



BERNIE MOORE
1935-47
13 seasons
Record: 89-39-6



GAYNELL TINSLEY
1948-54
Seven seasons
Record: 35-34-6



PAUL DIETZEL
1955-61
Seven seasons
Record: 46-24-3



CHARLES MCCLENDON
1962-79
18 seasons
Record: 137-59-7



BO REIN
1980
Record: 0-0



JERRY STOVALL
1980-83
Four seasons
Record: 22-21-2



BILL ARNSPARGER
1984-86
Three seasons
Record: 26-8-2



MIKE ARCHER
1987-90
Four seasons
Record: 27-18-1



CURLEY HALLMAN
1991-94
Four seasons
Record: 16-28



GERRY DINARDO
1995-99
Five seasons
Record: 32-24-1



HAL HUNTER
1999 (INTERIM)
One game
Record: 1-0



NICK SABAN
2000-2004
Five seasons
Record: 48-16



LES MILES
2005-2016
12 Seasons
Record: 114-34



ED ORGERON
2016-PRESENT
1 Season
Record: 6-2

ALL-TIME LSU HEAD COACHING RECORDS

NO.	NAME	ALMA MATER	TENURE	YRS.	W	L	T	PCT.
1.	Dr. Charles E. Coates	Johns Hopkins	1893	1	0	1	0	.000
2.	Albert P. Simmons	Yale	1894-95	2	5	1	0	.833
3.	Allen W. Jeardeau	Harvard	1896-97	2	7	1	0	.875
4.	Edmond A. Chavanne	LSU	1898, 1900	2	3	2	0	.600
5.	John P. Gregg	Wisconsin	1899	1	1	4	0	.200
6.	W.S. Boreland	Allegheny	1901-03	3	15	7	0	.681
7.	D.A. Killian	Michigan	1904-06	3	8	6	2	.563
8.	Edgar R. Wingard	Susquehanna	1907-08	2	17	3	0	.850
9.	Joe G. Pritchard	Vanderbilt	1909	1	4	1	0	.750
10.	John W. Mayhew	Brown	1909-10	3	6	5	0	.167
11.	James K. (Pat) Dwyer	Penn	1911-13	3	16	7	2	.680
12.	E.T. MacDonnell	Colgate	1914-16	3	14	7	1	.659
13.	Dana X. Bible	Carson-Newman	1916	1	1	0	2	.667
14.	Wayne Sutton	Wash. State	1917	1	3	5	0	.375
15.	Irving R. Pray	MIT	1916, 19, 22	3	11	9	0	.550
16.	Branch Bocock	Georgetown	1920-21	2	11	4	2	.706
17.	Mike Donahue	Yale	1923-27	5	23	19	3	.544
18.	Russ Cohen	Vanderbilt	1928-31	4	23	13	1	.635
19.	Biff Jones	Army	1932-34	3	20	5	6	.741
20.	Bernie Moore	Carson-Newman	1935-47	13	83	39	6	.671
21.	Gaynell (Gus) Tinsley	LSU	1948-54	7	35	34	6	.507
22.	Paul Dietzel	Miami (Ohio)	1955-61	7	46	24	3	.651
23.	Charles McClendon**	Kentucky	1962-79	18	137	59	7	.692
24.	Bo Rein	Ohio State	***	0	0	0	0	.000
25.	Jerry Stovall	Missouri Baptist	1980-83	4	22	21	2	.511
26.	Bill Arnsparger	Miami (Ohio)	1984-86	3	26	8	2	.750
27.	Mike Archer	Miami (Fla.)	1987-90	4	27	18	1	.598
28.	Curley Hallman	Texas A&M	1991-94	4	16	28	0	.364
29.	Gerry DiNardo	Notre Dame	1995-99	5	32	24	1	.570
30.	Hal Hunter	Northwestern	1999 (interim)	0	1	0		1.000
31.	Nick Saban	Kent State	2000-2004	5	48	16		.750
32.	Les Miles	Michigan	2005-2016	12	114	34		.770
33.	Ed Orgeron	Northwestern State	2016-Present	1	6	2		.750
TOTALS -124 SEASONS					778	408	47	.650

*** — died in plane crash on Jan. 10, 1980 (appointed head coach Nov. 30, 1979); ** — includes 2 wins by forfeit

LSU HEAD COACHING TOP FIVES

LONGEST TENURE (YEARS)

1.	Charles McClendon	18
2.	Bernie Moore	13
3.	Les Miles	12
4.	Gaynell Tinsley	7
	Paul Dietzel	7

MOST WINS

1.	Charles McClendon	137
2.	Les Miles	114
3.	Bernie Moore	83
4.	Nick Saban	48
5.	Paul Dietzel	46

BEST WINNING PERCENTAGE

1.	Les Miles	.779
2.	Nick Saban	.750
	Bill Arnsparger	.750
4.	Biff Jones	.741
5.	Charles McClendon	.692

MOST BOWL APPEARANCES

1.	Charles McClendon	13
2.	Les Miles	11
3.	Nick Saban	5
	Bernie Moore	5
5.	Gerry DiNardo	3
	Paul Dietzel	3
	Bill Arnsparger	3

MOST BOWL WINS

1.	Charles McClendon	7
	Les Miles	7
3.	Nick Saban	3
	Gerry DiNardo	3
5.	Paul Dietzel	2

NAME	YEARS	POSITION
A		
Lynn Amedee	1975-78	Quarterbacks
	1993-94	Off. Coordinator/Quarterbacks
Dave Aranda	2016-17	Def. Coord./Inside Linebackers
Mike Archer	1984-86	Defensive Backs
	1985-85	Defensive Coordinator

B		
Jerry Baldwin	1993-94	Linebackers
	1995-97	Defensive Ends
	1998-99	Defensive Line
Tony Ball	2015	Wide Receivers
Bill Beall	1962-68	Defensive Backs
George Belu	1979-83	Off. Coordinator/Offensive Line
Phil Bennett	1991-93	Outside Linebackers/Def. Ends
	1994	Def. Coordinator/Defensive Backs
Steve Bernstein	1998-99	Defensive Backs
Mack Brown	1982	Quarterbacks
Jerry Bruner	1979	Offensive Line
Steve Buckley	1991-94	Running Backs
Mike Bugar	1991	Defensive Coordinator
	1991-93	Defensive Line
Charlie Butler	1982-83	Offensive Line
Mack Butler	2005-08	Asst. AD/Football Administration

C		
Cam Cameron	2013-16	Off. Coordinator/Quarterbacks
Matt Canada	2017	Off. Coordinator/Quarterbacks
enny Carter	1999	Linebackers
Ron Case	1995	Defensive Backs
John Chavis	2009-14	Defensive Coordinator/Linebackers
Charlie Coiner	1999	Special Teams
Jim Collier	1965-79	Wide Receivers
Mike Collins	2004	Linebackers
Ron Cooper	2009-11	Defensive Backs
Dameyune Craig	2016	Wide Receivers
Gary Crowton	2007-10	Offensive Coordinator/Quarterbacks
Joe Cullen	1999	Defensive Line

D		
Jesse Daigle	1984-90	Running Backs
Art Davis	1960	Running Backs
Steve Davis	1991-93	Special Teams/Defensive Backs
Darrel Dickey	1991-93	Tight Ends
Mel Didier	1967-68	Freshman Coach
Raymond Didier	1957-62	Freshman Coach
Jack Doland	1965-69	Defensive Backs
Kirk Doll	2002-03	Linebackers
Derek Dooley	2000-02	Tight Ends/Recruiting Coordinator
	2003-04	Special Teams/Running Backs
Karl Dunbar	2005	Defensive Line

E		
Larry Edmonson	1991-94	Wide Receivers
Bill Elias	1995	Tight Ends
	1996-97	Linebackers
	1998-99	Outside Linebackers
Phil Elmassian	2000	Defensive Coordinator
Steve Ensminger	2010-17	Tight Ends
	2016	Off. Coordinator/Quarterbacks

F		
Kenny Ferro	1988-90	Offensive Line
Jimbo Fisher	2000-06	Offensive Coordinator/Quarterbacks
Lee Fobbs	1994	Defensive Ends
John Fontes	1987-88	Defensive Backs
	1989-90	Inside Linebackers
Pete Fredenburg	1994	Defensive Tackles

G		
Marty Galbraith	1987	Tight Ends
	1988	Offensive Line
Bob Gatling	1980-81	Quarterbacks
Gary Gibbs	2001	Defensive Coordinator
Billy Gonzales	2010-11	Wide Receivers/Passing Game Coord.
Jeff Grimes	2014-17	Offensive Line/Running Game Coord.

H		
George Haffner	1991-92	Off. Coordinator/Quarterbacks
Brick Haley	2009-14	Defensive Line
Doug Hamley	1962-79	Linebackers
Charlie Harbison	2001-02	Defensive Backs
Bishop Harris	1979-83	Outside Linebackers

Michael Haywood	1995-2002	Running Backs
	1997-2002	Special Teams
Bruce Hemphill	1977-83	Junior Varsity Coach
John Hendrick	1989-90	Offensive Line
Adam Henry	2012-14	Wide Receivers
Josh Henson	2005-08	Tight Ends/Recruiting Coordinator
Stan Hixon	2000-03	Wide Receivers
Hal Hunter	1995-99	Offensive Line

J		
Pat James	1964	Offensive Line
Pete Jenkins	1980-90	Defensive Line
	1982, 1987-89	Defensive Coordinator
	2000-01	Defensive Line
	2016-17	Defensive Line
Bruce Johnson	1982-83	Defensive Backs
Dennis Johnson	2016-17	Outside Linebackers
Larry Jones	1958-61	Wide Receivers/Offensive Line
Travis Jones	2003-04	Defensive Line
Mickey Joseph	2017	Wide Receivers
Jabbar Juluke	2016	Running Backs

K		
David Kelly	1996-99	Tight Ends
Buddy King	1991-92	Offensive Line
Steve Kragthorpe	2011-12	Quarterbacks

L		
Earl Lane	2006-08	Defensive Line
Lynn LeBlanc	1969-79	Defensive Line
Terry Lewis	1984-86	Tight Ends

M		
Carl Maddox	1954-59	Running Backs
Doug Mallory	2005-07	Defensive Backs
	2008	Co-Defensive Coordinator
Pete Mangurian	1983-87	Offensive Line
Ken Martin	1979	Running Backs
Joe May	1963-68	Freshman Coach
D.J. McCarthy	2007-09	Wide Receivers
Dave McCarty	1963-66	Freshman Coach
	1967-79	Offensive Line
Charles McClendon	1953-61	Defensive Line
Bob McConnell	1995-98	Wide Receivers
	1999	Offensive Coordinator
Thomas McGaughey	2011-13	Special Teams Coordinator
Taylor McNeel	1961-63	Running Backs
John Mitchell	1987-90	Outside Linebackers
	1990	Defensive Coordinator
Todd Monken	2005-06	Wide Receivers/Pass Game Coord.
Darrel Moody	1979-83	Running Backs
Bobby Morrison	1979-81	Inside Linebackers
Will Muschamp	2001	Linebackers
	2002-04	Defensive Coordinator

N		
Sam Nader	1975-80	Junior Varsity Coach
	1980-93	Recruiting Coordinator
	1994-99	Administrative Assistant
	2000-17	Asst. AD/Football Operations
Buddy Nix	1981-83	Inside Linebackers
Mike Nolan	1986	Linebackers
John North	1962-64	Offensive Line

O		
Ed Orgeron	2015	Defensive Line
	2016	Def. Line/Recruiting Coordinator

P		
Bo Pelini	2005-07	Defensive Coordinator
William Peterson	1955-58	Offensive Line
Bradley Dale Peveto	2005-07	Linebackers/Special Teams Coord.
	2008	Linebackers/Co-Def. Coordinator
	2014-16	Special Teams Coord./Linebackers
Charles Pevey	1960-79	Quarterbacks
Larry Porter	2005-09	Running Backs
Don "Scooter" Purvis	1961-66	Freshman Coach
	1970-79	Defensive Backs

R		
Craig Randall	1965-75	Defensive Line
Corey Raymond	2012-17	Defensive Backs

Carl Reese	1995-97	Defensive Coordinator
	1995	Linebackers
	1996-97	Defensive Backs
Stephen Regan	1979-83	Wide Receivers
Joe Robinson	2008-10	Special Teams Coordinator/Def. Line
Tommie Robinson	2017	Running Backs/Recruiting Coord.
Leroy Ryals	2004	Tight Ends

S		
Kurt Schottenheimer	1983-85	Linebackers
Stacy Searels	2003-06	Offensive Line
Bill Shalosky	1960-61	Offensive Line
Kirby Smart	2004	Defensive Backs
Thielen Smith	1991-92	Inside Linebackers
Kevin Steele	2015	Defensive Coordinator/Linebackers
Nelson Stokley	1969-73	Freshman Coach
Jerry Stovall	1974-78	Running Backs
Greg Studrawa	2007-10	Offensive Line
	2011-12	Off. Coordinator/Offensive Line
	2013	Offensive Line
Pop Strange	1953-58	Freshman Coach
	1959-72	Recruiting Coordinator
Jerry Sullivan	1984-90	Wide Receivers
Sal Sunseri	2000	Linebackers
John Symank	1984	Defensive Coordinator
	1985-86	Linebackers

T		
Lou Tepper	1998-99	Def. Coord./Inside Linebackers
George Terry	1954-61	Defensive Backs
Austin Thomas	2016-17	General Manager
Lance Thompson	2002	Defensive Line
	2003	Tight Ends/Recruiting Coordinator
Mike Tolleson	1995-96	Defensive Tackles
Rick Trickett	2000	Offensive Line
Mel Tucker	2000	Defensive Backs

V		
Rick Villarreal	1994	Tight Ends

W		
Tim Walton	2003	Defensive Backs
Otis Washington	1979-80	Offensive Line
Morris Watts	1983	Quarterbacks
	1995-98	Offensive Coord./Quarterbacks
Joe Wessel	1987-88	Inside Linebackers
	1989-90	Special Teams/Defensive Backs
Dixie White	1962-63	Offensive Line
Bobby Williams	2004	Wide Receivers
Greg Williams	1979-81	Defensive Coord./Defensive Backs
Barry Wilson	1969-78	Offensive Line
Frank Wilson	2010-15	Running Backs/Recruiting Coord.
Abner Wimberly	1953-59	Wide Receivers

Y		
Don Yanowsky	2009	Tight Ends
George Yarno	2001-02	Offensive Line

Z		
Ed Zaunbrecher	1984-90	Offensive Coord./Quarterbacks
Larry Zierlein	1993-94	Offensive Line

Bold - indicates current staff

A

AARON, John (RG)
Natchitoches, La., 1963-64-65
ABEL, Leo (FB)
Baton Rouge, La., 1990-91
ABNEY, Wilbert (E)
Siddell, La., 1945
ABRAMSON, Louis J. (Luke) (HB)
Shreveport, La., 1923
ABY, Huilette F. (Red) (T)
Natchez, Miss., 1898-99
ADAMS, Aaron (LB)
Metairie, La., 1997-98
ADAMS, Jamal (DB)
Lewisville, Texas, 2014-15-16
All-SEC 2016; All-American 2016
ADAMS, Jeff (E)
Memphis, Tenn., 1946-47-48-49
ADAMS, John Aubrey (DE)
DeRidder, La., 1976-77-78-79
All-SEC 1978-79
ADAMS, Kendrick (DE)
Enterprise, Ala., 2010-11
ADAMS, Ray (CB)
Jasper, Texas, 1989-90-91-92
ADAMS, Yahmani (WR)
Laurel, Miss., 1996-97
ADDAI, Joseph (RB)
Houston, Texas 2002-03-04-05
ADDISON, Don (S)
Springhill, La., 1968-69-70
ADDY, Ken (FB)
Baton Rouge, La., 1972-73
ADSIT, John Jr.
Decatur, Ga., 1943-44
AGHAYERE, Chancy
Garland, Texas, 2009-10-11-12
ALBERGAMO, Joseph (Nacho) (C)
Marrero, La., 1984-85-86-87
All-SEC 1986-87; All-America 1987
ALBRIGHT, John G. (Jonnie) (QB)
Memphis, Tenn., 1908-09
ALEM, Rahim (DE)
New Orleans, La., 2006-07-08-09
All-SEC 2008
ALEXANDER, Arnold (RE)
Bear Creek, Ala., 1954-55
ALEXANDER, Charles (TB)
Galveston, Texas, 1975-76-77-78
All-SEC 1977-78; All-America 1977-78
ALEXANDER, Charles (DT)
Breaux Bridge, La., 2006-07-08-09
ALEXANDER, Dan (OT)
Houston, Texas, 1974-75-76
ALEXANDER, Dexter (DB)
Baton Rouge, La., 2012
ALEXANDER, Donnie (LB)
New Orleans, La., 2014-15-16
ALEXANDER, Ed (NT)
Hammond, La., 2016
ALEXANDER, Eric (LB)
Port Arthur, Texas 2001-02-03
ALEXANDER, Glenn (T)
Rayville, La., 1969-70
ALEXANDER, Kwon (LB)
Oxford, Ala., 2012-13-14
ALEXANDER, Ricky (LB)
Pascagoula, Miss., 1990-91
ALEXANDER, Ronnie (Bubba) (LB)
Shreveport, La., 1998-99
ALEXANDER, Vadal (OT/OG)
Buford, Ga., 2012-13-14-15
All-SEC 2015
ALFORD, Andrew (Andy) (LG)
Bogalusa, La., 1952-53
ALLEMAN, Drew (PK)
Lafayette, La., 2011-12
ALLEN, Byron (FB)
Lafayette, La., 1992-93
ALLEN, Jordan (DE)
West Monroe, La., 2013
ALLEN, Kenderick
Bogalusa, La., 1998-00-01-02
ALLEN, Tommy (Trigger) (TB)
DeRidder, La., 1966-67-68
ALLEN, W. D. (Bill) (T)
McComb, Miss., 1929-30-31
ALMOKARY, Joe (HB)
Oil City, La., 1930-31-32
ALSTON, Francis H. (Frank) (HB)
Logansport, La., 1927-28
AMEDEE, Lynn (DB)
Baton Rouge, La., 1960-61-62
ANASTASIO, Charles (HB)
White Castle, La., 1938-39-40
ANDERSON, Dee (WR)
DeSoto, Texas, 2016
ANDERSON, Mike (LB)
Baton Rouge, La., 1968-69-70
All-SEC 1970; All-America 1970
ANDERSON, Roy Joe (FB)
Shreveport, La., 1937-38-39
ANDING, Aubrey (E)
Tyler, Texas, 1949
ANDOLSEK, Eric (OG)
Thibodaux, La., 1984-85-86-87
All-SEC 1986-87

ANDREAS, Herman (C)
El Paso, Texas, 1930
ANDREWS, Charles P.
Mer Rouge, La., 1893
ANDREWS, Mitchell D. (TE)
Houma, La., 1982-83-84-85
ANGELLE, Caleb (TE)
Breaux Bridge, 2008
ARNOLD, Will (OL)
Gloster, Miss., 2004-05-06-07
ARRIGHI, J. H. (Hughes) (T)
Natchez, Miss., 1894-95-96
ATTIEH, George (DT-NG)
Allentown, Pa., 1977-78-79-80
All-SEC 1978-79
ATKINSON, James S. (QB)
Ruston, La., 1896
AUCCOIN, Alvin (LT)
Houma, La., 1955-56-57
AUSBERRY, Verge (ILB)
New Iberia, La., 1986-87-88-89
AUSTIN, Jonah (OL)
New Orleans, La., 2013

B

BABERS, Bertram (Bert) (T-G)
Baton Rouge, La., 1926-27
BAGGETT, Billy (RHB)
Beaumont, Texas, 1948-49-50
BAGGETT, Jason (OG)
Baytown, Texas, 1999-00-01
BAILEY, Robert L. (Bunkie) (HB)
Bunkie, La., 1926-27
BAILEY, Scott (ILB)
LaPlace, La., 1983-84-86
BAIN, Maquedius (DT)
Ft. Lauderdale, Fla., 2014
BAIRD, Albert W. (Dub) (QB)
Shreveport, La., 1916
BAIRD, Joe Garnett (Red) (T)
Shreveport, La., 1946-47-48-49
BAKER, Ryan (LB)
Grand Ridge, Fla., 2008-09-10-11
BALDWIN, Bob (C)
Fort Worth, Texas, 1955
BALDWIN, Harry (G)
Albion, Mich., 1907
BALDWIN, Marvin (T)
Lake Charles, La., 1934-35-36
BALLARD, Shelton (C)
Bogalusa, La., 1946-47
BALLIS, John (LB/SNP)
Houston, Texas, 2016
BALLIS, Pete (DT)
Chickamauga, Ga., 1993-94
BAME, Abie A. (T)
Toledo, Ohio, 1922
BANIECKI, Chad (RB)
Seton, Ariz., 2009
BANKER, Eddie (LG)
Jennings, La., 1964-65-66
BANKS, Tommy (FB)
West Monroe, La., 1997-98-99-00
BANNISTER Bobby (T)
Bogalusa, La., 1931-32
BARBAY, Roland A. (DT)
Chalmette, La., 1982-83-85-86
All-SEC 1985-86
BARBER, Ronald J. (Ronnie) (S)
Oil City, La., 1974-75-76
BARBIN, A. T.
Marksville, La., 1896
BARHAM, Garnett E. (Joe) (HB)
Oak Ridge, La., 1925
BARSKDALE, Joseph (OL)
Detroit, Mich., 2007-08-09-10
BARNES, Muskingum (NG)
Moss Point, Miss., 1999-00-01
BARNES, Walter (Piggy) (T)
Parkersburg, W. Va., 1940-46-47
BARNEY, Charles (C)
Shreveport, La., 1943
BARRECA, Joseph (FB)
New Orleans, La., 1998
BARRETT, Jack (T)
Houston, Texas, 1940
BARRETT, Ty (WR)
Bay St. Louis, Miss., 2003
BARRETT, W. Jeff (E)
Houston, Texas, 1933-34-35
BARRETT, Woodrow (C)
San Antonio, Texas, 1940
BARRILLEAUX, Jim (LG)
Amite, La., 1968
BARROW, Edward R.
Baton Rouge, La., 1899
BARROW, Lamin (LB)
Marrero, La., 2010-11-12-13
BARTHEL, Donald R. (PK)
Rayville, La., 1979-80
BARTON, James (Jim) (LHB)
Marshall, Texas, 1949-50-51
BARTRAM, Dave (G)
Laurel, Miss., 1937-38-39
BASS, Aaron (OLB)
Carencro, La., 1989
BASS, William (Bill) (C-LB)
Lafayette, La., 1963-64-65

BATEMAN, Joel B. (G)
Franklin, La., 1895-1898
BATES, Oran P. (E)
Cairo, Ill., 1903
BATES, William C. (Re)
Baton Rouge, La.
BATTLE, John (DB)
Hallandale, Fla., 2015-16
BAUER, Charles C. (HB)
Winnfield, La., 1907
BAUER, F. Ogden (E)
Cairo, Ill., 1937-38-39
BAZILE, Sterling (DT)
Mt. Airy, La., 1979
BEALE, L. S. (Rusty) (HB)
Baton Rouge, La., 1919-21
BEARD, Chris (WR)
Shreveport, La., 1995-96-97
BEARD, James (RHB)
Lake Providence, La., 1893-94
BECH, Blain (WR/HOLD)
Siddell, La., 2001-02-03
BECH, Brett (WR)
Siddell, La., 1992-93-94
BECKHAM, Odell (TB)
Marshall, Texas, 1990-91-92
BECKHAM, Odell Jr. (WR)
New Orleans, La., 2011-12-13
All-SEC 2013; All-American 2013
BECKWITH, Darryl (LB)
Baton Rouge, La., 2005-06-07-08
BECKWITH, Kendall (LB)
Clinton, La., 2013-14-15-16
All-SEC 2016
BEGUE, Dale (S)
Baton Rouge, La., 1983
BENGLIS, Jim (FB)
Lake Charles, La., 1970-71-72
BENNETT, Reldon (T)
Lake Village, Ark., 1941
BENOIT, Robert L. (Rabbit) (QB)
Shreveport, La., 1917-19-20
BENTLEY, Granville D. (QB)
New Orleans, La., 1903
BERGERON, Carroll (T)
Houma, La., 1958
BERNHARD, James (T)
Baton Rouge, La., 1943-44-45
BERNSTEIN, Dave (T)
New Orleans, La., 1939-40
BERNSTEIN, Joe (FB)
Elmira, N.Y., 1915-16-19
BERON, N.Y. Jr. (LG)
New Orleans, La., 1952-54
BERRY, Clint (OT)
Opelousas, La., 1981-82-83
BERTUCCI, Gerald (G)
New Orleans, La., 1944-45
BESSELMAN, Tom (OT)
New Orleans, La., 1970
BETANZOS, Juan Carlos (PK)
Mexico City, Mex., 1982-83-84
BEVAN, George (LB)
Baton Rouge, La., 1966-67-69
All-SEC 1969; All-American 1969
BICE, Jamie (S)
Lake Charles, La., 1985-86-87-88
BICKNELL, Harold (OL)
Shreveport, La., 2004
BIENVENU, Greg (C)
Lafayette, La., 1973-74-75
BIRD, Leo (HB)
Shreveport, La., 1939-40-41
BISHOP, Clyde E. (SE)
Houston, Texas, 1981
BISHOP, Harold (TE)
Tuscaloosa, Ala., 1990-92-93
BLACK, Clon (OT)
Tyler, Texas, 2006-07-08-09
All-SEC 2009
BLACKETTER, Gary (S)
Lake Charles, La., 1975-76-77
BLAKE, Jerry R. (OT)
Gretna, La., 1982
BLACKWELL, Will (OL)
West Monroe, La., 2008-09-10-11
All-SEC 2011; All-America 2011
BLAKEWOOD, Eldred G. (Blake) (G)
Kleinwood, La., 1922-23
BLANCHARD, Michael (C)
Baton Rouge, La., 1991-92-93-94
BLASS, John P. (Jay) (DE)
Metairie, La., 1977-78-79
BLUE, Alfred (RB)
Boutte, La., 2010-11-13
BOFINGER, Bill (G)
Baton Rouge, La., 1966-67
BOND, C. P. (HB)
1910
BOND, Jimmy (E)
Bogalusa, La., 1959
BOOKER, Fred (CB)
Hammond, La., 1997-98-99-00
BOOKER, John (DE)
Parkersburg, W.V., 1993
BOONE, Kadron (WR)
Ocala, Fla., 2010-11-12-13
BOOTH, Barrett (QB)
New Orleans, La., 1936-37-38

BOOTH, Billy Joe (T)
Minden, La., 1959-60-61
All-SEC 1961
BOOTY, Abram (WR)
Shreveport, La., 1997-98-99
BOOTY, Josh (QB)
Shreveport, La., 1999-00
All-SEC 2000
BORDELON, Ben (OG/OT)
Mathews, La., 1993-94-95-96
All-SEC 1996
BORDELON, Kenny (DE)
New Orleans, La., 1972-73-74-75
All-SEC 1974-75
BOUDREAUX, Logan (SNP)
St. Amant, La., 2014
BOUDREAUX, Tommy (FS)
Montegut, La., 1980-81-82
BOUDREAUX, Wilfred (G-T)
Sunset, La., 1893
BOURGEOIS, Andy (E)
New Orleans, La., 1958-59-60
BOURGEOIS, Louis C., Jr. (C)
Franklin, La., 1921-22-23-24
BOURGEOIS, Rene (P)
Baton Rouge, La., 1988-89
All-SEC 1989
BOURQUE, Hart (HB)
Gonzales, La., 1958-59-60
BOUTTE, Doug (OT)
Sulphur, La., 1973-74-75
BOUTTE, Josh (OL)
New Iberia, La., 2014-15-16
BOUTTE, Marc (NG-DT)
Lake Charles, La., 1988-89-90-91
All-SEC 1990
BOWE, Dwayne (WR)
Miami, Fla., 2003-04-05-06
All-SEC 2006
BOWER, Tashawn (DE/OLB)
Somerville, N.J., 2013-14-15-16
BOWMAN, Drew (LB)
Greenville, Tenn., 1988-89
BOWMAN, George, Jr. (QB-HB)
Hammond, La., 1932-35
BOWMAN, Jimmy (FL)
Lake Charles, La., 1984
BOWMAN, Sidney S. (Stinkie) (HB)
Hammond, La., 1929-30-31
BOWSER, Gregory M. (Greg) (NG)
Franklin, La., 1979-80-81-82
BOYD, Brad (TE)
Jennings, La., 1972-73-74
All-SEC 1973
BOYD, Danny (PK)
Bradenton, Fla., 1996-97-98-99
BOYD, Luke (WR)
Stafford, Va., 2014
BOZEMAN, Donnie (DT-DE)
Baton Rouge, La., 1967-68-69
BRADLEY, John Edmund, Jr. (C)
Opelousas, La., 1976-77-78-79
All-SEC 1979
BRADLEY, Josh (TE)
Oak Grove, La., 1993
BRADLEY, Richard (Dick) (RG)
Norristown, Pa., 1948-49
BRAINARD, Pete (G)
Artesia, N.M., 1931
BRANCATO, George (LHB)
New York, N.Y., 1952-53
All-SEC 1953
BRANCH, Matt (OL)
Monroe, La. 2009-10
BRANCH, Mel (LT)
DeRidder, La., 1958-59
BRANNON, S. W. (Red) (OB)
Pollock, La., 1905-06-07-09
BRAZELL, Bennie (WR)
Houston, Texas, 2002-03-04-05
BREAUX, Michael W. (LB)
Lafayette, La., 1982
BRIAN, Alexis (Alex) (LT)
Montgomery, La., 1983-84
BRITT, James E. (CB)
Minden, La., 1978-79-80-82
All-SEC 1982; All-America 1982
BROADOUS, Bryan (C)
Dallas, Texas, 1986
BROCK, Ray (C)
Beaverton, Ore., 1984-85-86
BROCKERS, Michael (DT)
Houston, Texas, 2010-11
BRODNAX, J. W. (Red) (FB-HB)
Bastrop, La., 1956-57-58
BROGAN, John E. (C)
New Orleans, La., 1901
BROGAN, Lawrence E. (G)
New Orleans, La., 1904
BROHA, Max Kent (DE)
New Orleans, La., 1976-78-79
BROMLEY, Scott (LB)
Pensacola, Fla., 1983-84-85-86
BROOKS, Kimoha (LB/DE)
DeRidder, La., 1992-93-94-95
BROOKS, Michael (OLB)
Ruston, La., 1983-84-85-86
All-SEC 1984-85; All-America 1985
BROOKS, Richard (Bear) (OG-OT)

Crowley, La., 1972-73-74
All-SEC 1973
BROOKS, Ron (DB)
Irving, Texas 2008-09-10-11
BROSSETTE, Nick (RB)
Baton Rouge, La., 2015-16
BROSSARD, Alley (RB)
Lafayette, La., 2003-04-06
BROSSARD, Billy (QB)
Jennings, La., 1973-74
BROSSARD, Jeffrey (SS)
Lake Charles, La., 1994
BROSSARD, Ralph A. (HB)
Abbeville, La., 1893-94
BROWN, A. D. (Andra) (G)
Laurel, Miss., 1933-34-35
BROWN, Caswell (FB)
New Orleans, La., 1951
BROWN, E. A. (Fuzzy) (C)
Minden, La., 1929
BROWN, Gerald (Buster) (FB-P)
Richlands, N.C., 1964-65
BROWN, Harry (E)
Alexandria, La., 1931-32
BROWN, Lobdell P. (Broncho) (HB)
Baker, La., 1927-28-29-30
BROWN, Roland (HB)
Monroe, La., 1932-34
BROWN, Russell Louis (Rusty) (S)
Houston, Texas, 1977-78-79
BROWN, R. Tommy (RE)
Baker, La., 1949-51
BROWN, Samuel P. (G-T)
Carencro, La., 1893
BROWNDYKE, David (PK)
Dallas, Texas, 1986-87-88-89
All-SEC 1987-89
BRUE, Darryl (DT)
New Orleans, La., 1975
BRUHL, S. Kyle (NG)
Covington, La., 1979
BRUMFIELD, Garrett (OL)
Baton Rouge, La., 2015-16
BRUNO, Phil (QB)
New Orleans, La., 1940
BRYAN, Jack (HB)
Starkville, Miss., 1943-44
BRYANT, Derrick (DB)
Lawrenceville, Ga., 2008-10-11
BRYANT, Willie (DB)
Ft. Walton, Fla., 1984-85-86-87
BUCK, Gordon (Charlie) (HB)
Marksville, La., 1906-07
BUCKELS, Carlton (CB)
Amite, La., 1990-91-92
BUCKELS, Dorsett (LB)
Amite, La., 2001-02-04
BUCKLES, William (C)
Memphis, Tenn., 1944
BULLIARD, Ed (LB)
St. Martinville, La., 1950-51
BULLOCK, Farris (C)
El Dorado, Ark., 1944
BULLOCK, Ray (E)
El Dorado, Ark., 1946-47-48-49
BUNDY, Charles (SE)
Gulfport, Miss., 1965-66
BURAS, Leon (Buddy) (OG-OT)
Covington, La., 1973-74
BURGE, Pete (E)
Poplarville, Miss., 1933
BURKETT, Jeff (FB)
Laurel, Miss., 1941-42-46
BURKS, Michael P. (Mike) (OG)
Baton Rouge, La., 1979-80-81-82
BURKS, Shawn S. (ILB)
Baton Rouge, La., 1982-83-84-85
All-SEC 1984-85
BURKS, Todd (WR)
Denham Springs, La., 1992-94
BURNHAM, Jeremy (RB)
Baton Rouge, La., 2002
BURNS, Craig (S)
Baton Rouge, La., 1968-69-70
All-SEC 1970
BURNS, HUNTER (LB)
Wilmer, Ala.
BURNS, Matthew (QB)
Lake City, Fla., 1954-55-56
BURRELL, Clinton (S)
Franklin, La., 1974-75-76-78
All-SEC 1976
BUSSE, Bewrt M. (T-G)
Alton, Ill., 1919-20-21
BUSSEY, Young (HB)
Houston, Texas, 1937-38-39
BUTAUD, Tommy (DT)
Crowley, La., 1971-72
BUTLER, David (TB/S/CB)
Houma, La., 1992-93-95-96
BUTLER, W. E. (Bill) (HB)
Ponchatoula, La., 1929-30-31
BYRAM, James E. (C)
Bossier City, La., 1900-01
BYRD, Demetrius (WR)
Miami, Fla., 2007-08
BYRD, Timothy G. (QB)
LaPlace, La., 1981-82

C
CAGER, Waldon (FS)
New Orleans, La., 1981-84-85
CAIN, Clay (OG)
Sulphur, La., 1973-74
CAJOLEAS, Jimmy (QB)
New Orleans, La., 1937-38-39
CALAIS, Mike (MLB)
Patterson, La., 1993-94-96
CALHOUN, Shelby (T)
Bastrop, La., 1934
CAMBON, F. Joseph (G-T)
Dulac, La., 1893
CAMP, Ivan (C)
Haynesville, La., 1951-52-53-54
CAMPBELL, Cliff C. (Shorty) (T)
Liberty, Miss., 1921-22-23-24
CAMPBELL, Donavaughn (OL)
Ponchatoula, La., 2016
CAMPBELL, Edward (Bo) (HB)
Shreveport, La., 1960-61-62
CAMPBELL, Eugene P. (E)
Vidalia, La., 1893
CAMPBELL, Irving (T)
Fayette, Ala., 1937-38-39
CAMPBELL, Raymond T. (Tommy) (C)
Winnfield, La., 1981-82-83-84
CANCENNE, Jeff (OT)
Luling, La., 1991
CANGELOSI, Dale (CB)
Baton Rouge, La., 1971-72-73
CANNON, Billy (HB)
Baton Rouge, La., 1957-58-59
All-SEC 1958-59; All-America 1958-59
Heisman Trophy 1959
CANTRELLE, Arthur (TB)
Biloxi, Miss., 1969-70-71
All-SEC 1970-71
CAPONE, Warren (LB)
Baton Rouge, La., 1971-72-73
All-SEC 1972-73; All-America 1972-73
CAREY, Shyrone (RB)
New Orleans, 2002-03-04-05
CARLIN, Kent (C)
Sulphur, La., 1967
CARMONA, David (DT)
Richardson, Texas, 1994
CARMOUCHE, Marcus (C)
Lafayette, La., 1994-95
CARRIER, Chris (DB)
Eunice, La., 1984-85-86-87
All-SEC 1987
CARRIERE, Oliver P. (Ike) (QB)
New Orleans, La., 1923-24-25-26
CARROLL, Paul (T)
Lake Charles, La., 1935-36-37
CARSON, Carlos (SE)
West Palm Beach, Fla., 1977-78-79
All-SEC 1977
CARTER, Marcus (FL)
Mansfield, La., 1990-91
CARTER, Xavier (WR)
Palm Bay, Fla., 2004-05
CASANOVA, Jackie (S)
Crowley, La., 1975-76-77
CASANOVA, Tommy (CB/RB)
Crowley, La., 1969-70-71
All-SEC 1969-70-71;
All-America 1969-70-71
CASCILO, Louis (LB)
Bossier City, La., 1969-70-71
CASON, Jim (HB)
Victoria, Texas, 1944-45-46-47
CASSIDY, Ed (G)
Bogalusa, La., 1955-56-57
CASSIDY, Francis (C)
Bogalusa, La., 1940-41
CASSIDY, Steve (DT)
Baton Rouge, La., 1972-73-74-75
All-SEC 1974-75
CASTON, Toby (LB)
Monroe, La., 1983-84-85-86
All-SEC 1986
CAVIGGA, Al (G)
Jeanette, Pa., 1940-41-44
CENDOYA, Juan (ILB-OLB)
Miami, Fla., 1989-90-91-92
CHADWICK, Gene (QB)
Homer, La., 1941
CHAMBERLIN, W. Benjamin (Ben) (QB)
DeVall, La., 1897-98-99
CHAMPAGNE, Ed (T)
New Orleans, La., 1946
All-SEC 1946
CHAMPAGNE, Gary (LB)
Nederland, Texas, 1971-72-73
CHAMPAGNE, Todd (OLB)
Hammond, La., 1991
CHAMPAGNE, Trey (OT)
Covington, La., 1995-96
CHAMPION, Joe (OT)
Ferryday, La., 1986-87
CHANDLER, Walter B. (Teeter)
Shreveport, La., 1925-26
CHAPMAN, Stanley (DB)
Bay St. Louis, Miss., 1997
CHARK, D.J. (WR)

Alexandria, La., 2015-16
CHATMAN, Ricky L. (LB)
Winnfield, La., 1980-81-83-84
CHAUCER, Donnie (DB)
Hammond, La., 2007
CHAVANNE, Edmund A. M. (C)
Lake Charles, La., 1896-97-98-99
CHILD, Nick (DB)
Metairie, La., 2004
CHILDERS, John (CB)
Orlando, Fla., 1985-86-87-88
CHRISTIAN, Mickey (DE)
Magnolia, Ark., 1967-68
CLAIBORNE, Morris (CB)
Shreveport, La., 2009-10-11
All-SEC 2011; All-America 2011
Thorpe Award 2011
CLAUTOR, Otto (C)
Rayne, La., 1915
CLAPP, Tommy (DE/OLB)
Gretna, La., 1984-85-86-87
CLAPP, William (OL)
New Orleans, La., 2015-16
CLARK, Blythe (G)
Frenchman Bayou, Ark., 1937-38
CLARK, Deondre (DE)
Oklahoma City, Okla., 2014-16
CLARK, N. Jackson (TB)
Baton Rouge, La., 1976
CLARK, Ryan (S)
Marrero, La., 1998-99-00-01
CLARK, Samuel M. D. (LE)
DeVall, La., 1893-94
CLARK, Scott (WR)
Oberlin, La., 1995
CLAUNCH, Ed (C)
Haynesville, La., 1943-46-47-48
CLAY, Jack T. (FB)
White Castle, La., 1924-25-29
CLAYTON, Michael (WR)
Baton Rouge, La., 2001-02-03
All-SEC 2003
CLAYTON, Terrell (WR)
Shreveport, La., 2006
CLEGG, Robert T. (Bobby) (LHB)
Baton Rouge, La., 1947-48
CLEMENT, Chase (DE/TE)
Thibodaux, La., 2009-10-11-12
CLEMONS, Shomari (LB)
West Monroe, La., 2008
CLEVELAND, Kendall (TB/FB)
Orange, Texas, 1995-96-97-98
COATES, Ray (HB)
New Orleans, La., 1944-45-46-47
COBB, Michael (T)
New Orleans, La., 1985
COCKRELL, Ross (P)
Clinton, La., 2003
COCO, Walter A. (G)
Marksville, La., 1898
COFFEE, Al (SB)
Baton Rouge, La., 1970-72-73
COFFEE, Pat (HB)
Minden, La., 1935-36
All-SEC 1936
COLE, F. E. (Estes) (C-G)
Franklin, Texas, 1929-30
COLE, John R. (Jack) (QB)
Bastrop, La., 1948-49-50
COLE, Mit (TE)
Picayune, Miss., 2004-05-06-07
COLEMAN, Harry (DB)
Baldwin, La., 2006-07-08-09
COLEMAN, John J. (HB)
New Orleans, La., 1899-1900-01-02-03
COLLE, Beau (LHB)
Pascagoula, Miss., 1963-64-65
COLLINS, Albin Harrell (Rip) (FB)
Baton Rouge, La., 1945-46-47-48
COLLINS, Cecil (TB)
Leesville, La., 1997
COLLINS, D. W. (Dan) (FB)
Shreveport, La., 1917
COLLINS, Jalen (DB)
Olive Branch, Miss., 2012-13-14
COLLINS, La'el (OT)
Baton Rouge, La., 2012-13-14
All-SEC 2014; Jacobs Blocking Trophy 2014
COLLINS, Ray (G)
Shreveport, La., 1947-48-49
All-SEC 1949
COMEAU, Kade (OG)
Rayne, La., 2001
COMPTON, John (C)
Baton Rouge, La., 1999-00
CONN, Bobby (CB)
Lake Charles, La., 1975-76-77
CONNELL, Allen P. (T)
White Creek, Tenn., 1924-25-26
CONNELL, George M. (C-T)
White Creek, Tenn., 1922-25
CONNELLY, Edwin M. (HB)
Houma, La., 1904
CONNER, John C.
Monroe, La., 1894
CONWAY, Mike (PK)
Texarkana, Ark., 1975-76-77-78

COOK, Dave (CB)
Rayne, La., 1973-74-75
COOK, Frederick W. (Freddie) (E)
Houma, La., 1901
COOLEY, Mike (DL)
Satsuma, Ala., 1984-85
COOPER, Phillip (Chief) (G)
Amite, La., 1913-14-15-16
COPELAND, J.C. (FB)
LaGrange, Ga., 2011-12-13
COPEES, Charles (FB)
Tylerstown, Miss., 1950
CORBELLO, John (PK)
Lafayette, La., 1999-00-01-02
CORE, Harvey (G)
Covington, La., 1944-45-46-47
CORGAN, Bill (B)
Sapulpa, Okla., 1943
CORMIER, Ken (LHB)
Jennings, La., 1963-64-65
CORMIER, Thomas (Skip) (DE)
Opelousas, La., 1971-72
COURTENAY, Jimmy (OL)
New Orleans, La., 2003
COUTEE, Todd (C)
Eunice, La., 1985-86-87-88
COX, Mickey (RT)
Monroe, La., 1962-64
COYNE, Edward (Ed) (LT)
Bemis, Tenn., 1949-50-51
CRANFORD, Charles (FB)
Minden, La., 1960-61-62
CRAPPELL, Joey (SNP)
Patterson, La., 2009-10-11
CRASS, Bill (HB)
Electra, Texas, 1935-36
All-SEC 1935
CRAWFORD, John Egan (G)
Liberty Hill, La., 1911-12-13
CRAWFORD, Talvi (CB/S)
Orlando, Fla., 1993-95
CROWELL, William (NG/DT)
Meridian, Miss., 1991-92-93-94
CRUTCHFIELD, Andrew (PK)
Concord, N.C., 2007
CRUZ, Chris (DB)
Pensacola, Fla., 1983-84-85-86
CRYLER, Charles E. (OT)
Shreveport, La., 1981-82
CUMMINGS, Chris (WR/CB)
Dothan, Ala., 1995-96-97-98
CUNNINGHAM, Ed (G)
Wilmington, N.C. 1937
CUPID, George D. (LB)
Vidalia, La., 1976-77-78
CURTIS, Arthur M. (Jeff) (E)
New Orleans, La., 1921
CURTIS, Earl L. (TE)
Lafayette, La., 1982-83-84
CUSIMANO, Charles (G)
New Orleans, La., 1945-48-49
CUTBIRTH Rob (DB)
Metairie, La., 1984-85
CUTRERA, Jacob (LB)
Lafayette, La., 2006-07-08-09

D
DABADIE, J. Levy (HB)
New Roads, La., 1944
DAIGLE, Jesse (QB)
Baton Rouge, La., 1990-91-92
DAILY, Ron (DE)
Houston, Texas, 1972-73-74
DALE, Brandon (CB)
Sidell, La., 1998
DALE, Jeffery D. (SS)
Winnfield, La., 1981-82-83-84
All-SEC 1984
DALFREY, Brady (P)
Carencro, La., 2008
DAMEN, Steve (SNP)
Baton Rouge, La., 2003
DAMOND, Erin (CB)
Bogalusa, La., 2000
DAMPIER, Al (FB)
Sicily Island, La., 1958
DANGERFIELD, Ed (WR)
Morgan City, La., 1999
DANIEL, Eugene Jr. (CB)
Baton Rouge, La., 1981-82-83
DANIEL, Loyd (OG)
Franklinton, La., 1970-71-72
DANIEL, Steve (G)
North Little Rock, Ark., 1966-67
DANIELS, Jessie (DB)
Breaux Bridge, La., 2003-04-05-06
DANIELS, Travis (CB)
Hollywood, Fla., 2003-04
DANTIN, Chris (TB)
Baton Rouge, La., 1970-71-72
DARK, Alvin (HB)
Lake Charles, La., 1942
All-SEC 1942
DARDAR, J. Ramsey (DT)
Cecilia, La., 1980-81-82
All-SEC 1982
DASPIT, Armand P. (HB)
Houma, La., 1895-96-97-98

DASPIT, Justin C. (HB)
Houma, La., 1895-96-97-98
DAVENPORT, Chris (OL)
Mansfield, La., 2012
DAVEY, Rohan (QB)
Miami, Fla., 1999-00-01
DAVID, Colt (PK)
Grapevine, Texas, 2005-06-07-08
All-SEC 2007-08
DAVIDSON, Kenny (OT/TE/DT)
Shreveport, La., 1987-88-89
DAVIS, Arthur (T)
Pine Bluff, Ark., 1944
DAVIS, Arthur (DE-MG)
Sulphur, La., 1968-69-70
DAVIS, Brad (TB)
Hammond, La., 1972-73-74
All-SEC 1973-74
DAVIS, Cleveland (DT)
Baton Rouge, La., 2012
DAVIS, Craig (WR)
New Orleans, La., 2003-04-05-06
DAVIS, Domanick (TB)
Breaux Bridge, La., 1999-00-01-02
DAVIS, Drake (WR)
Baton Rouge, La., 2016
DAVIS, Grady (LHB)
Haynesville, La., 1951-52
DAVIS, James "Bo" (NG)
Mendenhall, Miss., 1990-92
All-SEC 1992
DAVIS, R. L. (Bebee) (E-T)
Monroe, La., 1920-21
DAVIS, Robert (CB)
Shreveport, La., 1998-99-00-01
DAVIS, Robert (TB)
Birmingham, Ala., 1992
DAVIS, Tommy (FB-K)
Shreveport, La., 1953-58
DAVIS, Wendell (WR)
Shreveport, La., 1984-85-86-87
All-SEC 1986-87; All-America 1986-87
DAWSON, Byron (NG/DT)
Shreveport, La., 1999-00-01-02
DAYE, Daryl (G)
Ferryday, La., 1985
DAYE, Donnie (HB)
Ferryday, La., 1958-59-60
DEBUSK, Tayler (DB)
Tupelo, Miss., 2011
DECKER, Andrew (OL)
Holland, Ohio, 2006-07
DeCROSTA, Bob (FB)
Hudson, N.Y., 1956-57
DeFRANK, Matt (P/PK)
Ft. Walton, Fla., 1984-85-86-87
All-SEC 1987
DeLAUNAY, Louis F. (Lou) (OG)
Neosho, Mo., 1976-77-78
DeLAHOUSSEY, Colby (PK)
New Iberia, La., 2013-14-16
DeLEE, Robert E., Jr. (TE-OT)
Clinton, La., 1977-78-79-80
DELMORE, Jason (NG)
Gonzales, La., 1987
DELVESCOVO, Anthony (S)
Essex Falls, N.J. 1968
DEMARIE, John (OT)
Lake Charles, La., 1964-65-66
DEMARIE, Mike (OG)
Lake Charles, La., 1969-70-71
All-SEC 1970-71
DENNIS, Gordon (A)
Shreveport, La., 1893
DENNIS, Rand (S)
Natchitoches, La., 1972-73-74
DeRUTTE, Robert (S)
Port Neches, Texas, 1978-79
DESHOTEL, Robert (ILB/MLB)
Lake Charles, La., 1991-92-93-95
DeSONIER, Richard (RE)
Morgan City, La., 1953
DESORMEAUX, Ronald Bill, Jr. (TE)
New Iberia, La., 1976
DESSELLE, Leo (DT)
New Orleans, La., 2006
DESSELLES, Brian (P)
White Castle, La., 1992
DETZ, David (DB)
Leesville, La., 2011
DEUTSCHMANN, Lou (RHB)
New Orleans, La., 1953-54
DeWITT, Michael E. (WS)
Laurel, Miss., 1983-84-85-86
DIARSE, John (WR)
Monroe, La., 2014-15
DIBETTA, Gawain (FB)
New Orleans, La., 1964-65-66
DICKSON, Richard (TE)
Ocean Springs, Miss., 2006-07-08-09
DICKSON, Travis (TE)
Ocean Springs, Miss., 2012-13-14
DICKINSON, Wayne (SB-P)
Hattiesburg, Miss., 1970
DIDIER, Melvin (C)
Baton Rouge, La., 1944-45
DILDY, Gary (C)
Bogalusa, La., 1951-52-53-54
DILLON, Derrick (WR)

Franklinton, La., 2016
DIMMICK, Opie (QB-FB)
Shuteson, La., 1924-25-26
DINKLE, Gary Mitchell (Mitch) (TE)
Silsoe, Texas, 1974-75-76
DIVINITY, Michael (LB)
Marrero, La., 2016
DIXON, Ricky (WR)
LaPlace, La., 2008
DODD, Andy (C)
Lindale, Ga., 2016
DODSON, Adrian (HB)
Columbus, Miss., 1940-41
DOGGETT, Al (HB-QB)
Homer, La., 1951-52-53-54
DOLL, Shane (TE)
Kenner, La., 1988
DOMINGEAUX, Joe (TE)
Crowley, La., 1997-99-00-01
DOMINGUE, Ben (C)
Lafayette, La., 2012
DOMINGUE, Rusty (LB)
Port Arthur, Texas, 1975-76
DOMINGUE, Trent (PK)
Mandeville, La., 2014-15
DONAHUE, Patrick Michael (Pat) (OG)
Baton Rouge, La., 1974
DONALDSON, Cedric (CB)
Jackson, Miss., 1996-97
All-SEC 1997
DONELON, Tim (OT)
New Orleans, La., 1999
DORSEY, Glenn (DT)
Gonzales, La., 2004-05-06-07
All-America 2006-07; All-SEC 2006-07
Outland Trophy 2006; Lombardi Award 2006
Nagurski Award 2006; Lott Trophy 2006
DOUCET, Early (WR)
St. Martinville, La., 2004-05-06-07
DOUSAY, Jim (TB)
Baton Rouge, La., 1965-66-67
DOW, Robert (SE)
Jackson, Miss., 1973-74-75-76
DOWNS, Josh (DT)
Bastrop, La., 2009-10-11-12
DOYLE, Mike (DE)
Houston, Texas, 1970
DREW, Harmon C. (G)
Minden, La., 1907-09
DRY, Ronald (RT)
Fairland, Okla., 1950
DUBROC, Gregg M. (LB)
New Orleans, La., 1981-82-83-84
DUCRE, David (FB)
Sidell, La., 2016
DUFRENE, Marly J. (C)
Larose, La., 1979-80
DUGAS, Richard (FB)
Lincoln, Neb., 2009-10
DUGAS, Robert W. (OT)
Luling, La., 1976-77-78
All-SEC 1978; All-America 1978
DUHE, A. J. Adam (DT)
Reserve, La., 1973-74-75-76
All-SEC 1974-75
DUHE, Butch (QB)
New Orleans, La., 1969
DUHE, Craig (OT)
Lutcher, La., 1975-76-77
All-SEC 1977
DUHON, Mike (MG)
Sulphur, La., 1964-65-66
DUHON, Steven J. (LB)
Opelousas, La., 1981
DUMAS, Bernie (E)
El Dorado, Ark., 1935-36-37
DUMAS, Jerry (E)
Jennings, La., 1956
DUNBAR, Karl (DE)
Opelousas, La., 1986-87-88-89
All-SEC 1989
DUNN, Lester, Jr. (FB)
Covington, La., 1979-81
DUMPHY, Robert Francis (Bo) (TE)
Houston, Texas, 1973-74-75
DUNSON, Thomas (LB)
Spring, Texas, 1988-99
DUPLANTIS, Mike (OT/OG)
Mathews, La., 1990-91-92
DUPLISSIS, Rocky (LB/S)
Belle Chasse, La., 2010-11-12
DUPONT, John M. (E)
Houma, La., 1911-12-13-14
DUPONT, Lawrence H. (Dutch) (QB-HB)
Houma, La., 1910-11-12-13
DUPRE, Malachi (WR)
Baton Rouge, La., 1893-94
DUPREE, Sam (G)
Dupuis, Michael (OL)
Lafayette, La., 2002
DUPIY, Barrett (LB)
Prairieville, La., 2003
DURAL, Junius E. (FL)
Duson, La., 1982-83
DURAL, Travin (WR)
Breaux Bridge, La., 2013-14-15-16
DURKEE, Todd G. (LB)



Lafayette, La., 1981-82-84
 DURRETT, Bert E.
 Arcadia, La., 1925-26-27
 DUTTON, John G. (Pete) (E)
 Minden, La., 1917-19-21
 DUTTON, Thomas W. (T)
 Minden, La., 1912-13-19
 DWORACZYK, Josh (OL)
 New Iberia, La., 2008-09-10-12
 DYAKOWSKI, Peter (OL)
 Vancouver, Canada, 2005-06
 DYER, Jack (T)
 Baton Rouge, La., 1965-66-67

E
 EARLEY, Jim (DB)
 Jonesboro, La., 1968-69-70
 EASTMAN, Dan (T)
 New Orleans, La., 1939-40-41
 EDICK, Tommy (DB)
 Houston, Texas, 1987
 EDMONDS, Walter R. (Ray) (E)
 Lyon, N.Y., 1915-19
 EDMONSON, Arthur T. (Shorty) (HB)
 Marshall, Texas, 1921-22-23
 EDWARDS, Barrington (RB)
 Bowie, Md., 2003
 EDWARDS, Bill (G)
 Little Rock, Ark., 1940-41-42
 EDWARDS, David R. (Randy) (TE)
 Lake Charles, La., 1981
 EDWARD, Eric (TE)
 Monroe, La. 2000-01-02-03
 EDWARDS, Frank M. (Snake) (G)
 Amite, La., 1903-04-05
 EDWARDS, Lavar (DE)
 Gretna, La., 2009-10-11-12
 EDWARDS, Tyler (TE)
 Monroe, La., 2009-10-11
 EDWARDS, William E., Jr. (LB)
 Metairie, La., 1976
 EGAN, Raymond (G)
 New Orleans, La., 1934
 EGGLEFF, Jay (RB)
 Hanover, Pa., 1986-87-88-89
 ELKINS, Brent Louis (CB)
 Dallas, Texas, 1976-77-78
 ELKINS, Jimmy (OG)
 Crowley, La., 1970-71-72
 ELKINS, Zach (DB)
 Bay St. Louis, Miss., 2010
 ELKO, William (DT)
 Winder, Pa., 1981-82
 ELLEN, Don (LG)
 Monroe, La., 1963-64-65
 ELLINGTON, Eric L. (RB)
 Cincinnati, Ohio, 1980
 ELLIS, Frank (T-G)
 Covington, La., 1927-28-29
 ENSMINGER, Steven Craig (QB)
 Baton Rouge, La., 1976-77-78-79
 ERMANN, Charles (HB)
 New Orleans, La., 1938
 ERNST, Paul (TE/LB)
 Slidell, La., 1989-90
 ESTAY, Ronnie (DT)
 LaRose, La., 1969-70-71
 All-SEC 1970-71; All-America 1971
 ESTES, Don (LT)
 Brookhaven, Miss., 1960-61-62
 ESTES, Stephen Clayton (Steve) (C)
 Port Arthur, Texas, 1974-75-76
 ESTHAY, Terry (LT)
 Lake Charles, La., 1965-66-67
ETLING, Danny (QB)
Terre Haute, Ind., 2016
 EUGENE, Jai (DB)
 St. Rose, La., 2007-08-09-10
 EUGENE, Micah (DB)
 Lafayette, La., 2012
 EVANS, Miller (G)
 Vicksburg, Miss., 1941
 EVANS, W. Morton (HB-E)
 Baton Rouge, La., 1910-11-12-13
 EWEN, Earl L. (Tubbo) (FB)
 Bertrand, Neb., 1920-21-22-23
 EZELL, Billy (QB)
 Greenville, Miss., 1963-64-65

F
 FABACHER, Tom (DB)
 River Ridge, La., 1988-89
 FAHEY, John K. (G)
 Opelousas, La., 1903
 FAKIER, Joe (SE)
 Thibodaux, La., 1971-72-73
 FAMBROUGH, Larry (FB)
 Springhill, La., 1964-65
 FANAUKA, Fehoko (OL)
 Sacramento, Calif., 2013-14
 FANECA, Alan (OG)
 Rosenberg, Texas, 1995-96-97
 All-SEC 1996-97; All-America 1997
 FARMER, Hermann (Red) (T)
 Shreveport, La., 1936-37-38
 FARRELL, William Y. (DE)

Pompano Beach, Fla., 1978-79
 FATHERREE, Jesse L. (HB)
 Jackson, Miss., 1933-34-35
 All-SEC 1935
 FAULK, Chris (OT)
 Slidell, La., 2010-11
 FAULK, Kevin (TB)
 Carencro, La., 1995-96-97-98
 All-SEC 1996-97-98; All-America 1996
 FAULK, Trev (LB)
 Lafayette, La., 1999-00-01
 All-SEC 2001
 FAVORITE, Marlon (DT)
 Harvey, La., 2005-06-07-08
 FAY, Theodore D. (Red) (FB)
 Jeanerette, La., 1923-24-25
 FAYARD, Jonny (TE)
 Marrero, La., 1992-93-94
 FEIST, Ronnie (LB)
 Edgard, La., 2012-14
 FELIO, Paul (LB)
 League City, Texas, 2010
 FENTON, George E. (Doc) (QB)
 Scranton, Pa., 1907-08-09
 FERGUSON, Blake (SNP)
 Buford, Ga., 2016
 FERGUSON, Commodore (T)
 Memphis, Tenn., 1937
 FERGUSON, Ego (J.R) (DT)
 Frederick, Md., 2011-12-13
 FERGUSON, Jazz (WR)
 St. Francisville, La., 2015
 FERGUSON, O. K. (FB)
 Woodville, Miss., 1955
 FERGUSON, Pleasant L. (G)
 Leesville, La., 1907
 FERGUSON, Reid (SNP)
 Buford, Ga., 2012-13-14-15
 FERRER, Steve (DT-OG)
 Metairie, La., 1973-74-75
 FIELD, Elmer (Bubba) (HB)
 Marshall, Texas, 1949
 FIELD, Jimmy (QB)
 Baton Rouge, La., 1960-61-62
 FIELDS, Schirra (WR)
 Haynesville, La., 2005
 RIFE, Robert (HB)
 Waterproof, La., 1938
 FISHER, Patrick (P)
 Hyattsville, Md., 2007
 All-SEC 2007
 FLANAGAN, H. F. (Mike) (HB)
 New Britain, Conn., 1916
 FLEMING, Walker (Goat) (E)
 Lake Charles, La., 1929-31-32
 FLOOD, Martin T. (G)
 Shreveport, La., 1925
 FLOYD, J. C. (Red) (T-G)
 Jena, La., 1915-16-19
 FLUKER, H. V. (E)
 Monroe, La., 1913
 FLURRY, Bob (LE)
 Homer, La., 1960-61-62
 FLYNN, Matt (QB)
 Tyler, Texas, 2004-05-06-07
 FOBBS, Jarrett (RB)
 Shreveport, La., 2013
 FOGG, Ed (LT)
 Slidell, La., 1953-55
 FOLEY, Art (HB)
 EuFala, Okla., 1931
 FONTENOT, Ferdinand M. (FB)
 Crowley, La., 1903
 FONTENOT, Herman J. (FL)
 Beaumont, Texas, 1981-82-83-84
 FORD, Michael (RB)
 Leesville, La., 2010-11-12
 FORDHAM, Jeff (OG)
 Radnor, Pa. 1983
 FOREHAND, Sam (OT)
 Ocean Springs, Miss., 1999
 FORET, John (OT)
 Lake Charles, La., 1971-72
 FORET, Lynn (C)
 Lake Charles, La., 1970
 FORGEY, Charles W. M. (FB)
 Berwick, La., 1923
 FORTIER, Bill (T)
 Jackson, Miss., 1966-67-68
 All-SEC 1968
 FOSTER, Larry (WR)
 Harvey, La., 1996-97-98
 FOTI, Russ (LG)
 Ravenna, Ohio, 1946-47
 FOURMY, James M. (QB)
 Franklin, La., 1903-04
 FOURNET, Emile (G)
 Lake Charles, La., 1958-59
 FOURNET, John B. (G)
 St. Martinville, La., 1917-19
 FOURNET, Sidney (LG)
 Bogalusa, La., 1951-52-53-54
 All-SEC 1953-54; All-America 1954
FOURNETTE, Lanard (RB)
New Orleans, La., 2016
 FOURNETTE, Leonard (RB)
 New Orleans, La., 2014-15-16
 All-America 2015; All-SEC 2015
 FOYIL, Ace (LB)

Mandeville, La., 2008-09
 FRANCIS, Daniel (DB)
 Port Barre, La., 2003-04-05-06
 FRANCIS, Harrison (FB)
 Franklin, La., 1975-76
 FRANCIS, Jerome N. (DE)
 Sulphur, La., 1979
 FRANCOIS, Stefoin (DB/LB)
 Reserve, La., 2009-10-11
 FRANKLIN, Jake (TE)
 New Bern, N.C., 2014
 FRANKLIN, Kevin (TB/WR)
 Baton Rouge, La., 1993-94
 FRAYER, Jack (T)
 Toledo, Ohio, 1958-59
 FRAZIER, Tyrone (WR)
 Shreveport, La., 1996
 FREEMAN, G. A. (Mubs) (G-E)
 Natchitoches, La., 1927
 FREEMAN, G. Chester (RHB)
 Baton Rouge, La., 1949-50-51
 FREY, Ignatius (FB)
 New Orleans, La., 1941
 FRIEND, Ben (T)
 Gulfport, Miss., 1936-37-38
 FRIGO, Christopher P. (G)
 New Orleans, La., 1985-86
 FRITCHIE, John A. (LB)
 Baton Rouge, La., 1980-81-82-83
 FRIZZELL, Thos. N. (Tommy) (LB)
 Athens, Texas, 1978-79
 FROECHTENICHT, W. H. (E)
 Blue Point, N.Y., 1939
 FRUGE, Seth (LB/HOLD/ST)
 Welsh, La., 2010-11-12-13
 FRYE, Barton (CB)
 Baton Rouge, La., 1966-67-68
 FRYE, Lloyd (LB)
 Baton Rouge, La., 1969-70-71
 FUCHS, George (G)
 New Orleans, La., 1899-1900-01
 FUGLER, Max (C)
 Ferriday, La., 1957-58-59
 All-SEC 1958; All-America 1958
 FULKERSON, Jack (E)
 Hope, Ark., 1940-41-42
 FULLER, Eddie (TB)
 Leesville, La., 1986-87-88-89
 All-SEC 1988
 FULLER, Vincent (DB/TB)
 Leesville, La., 1988-90-91-92
FULTON, Kristian (CB)
Metairie, La., 2016
 FUSSELL, Tommy (RT)
 Baton Rouge, La., 1964-65-66

G
GAGE, Russell (WR)
Baton Rouge, La., 2016
 GAINEY, Jim (DE)
 Hammond, La., 1971-72
 GAINEY, Tom (DB)
 Hammond, La., 1974
 GAJAN, Howard L. (Hokie) (TB)
 Baton Rouge, La., 1977-78-79-80
GAMBLE, Cameron (PK)
Flower Mound, Texas, 2014-15-16
 GAMBLE, Harry P. (E)
 Natchitoches, La., 1894-95
 GAMBRELL, Michael J. (C)
 Slidell, La., 1980-81-82-83
 GANDY, Marshall H. (Cap) (T)
 Negreet, La., 1906-07-08
 GARDNER, Dennis (OG)
 Crowley, La., 1975-76
 GARDNER, Jim W. (E)
 Minden, La., 1956-57
 GARLAND, Joseph M. (G-T)
 Opelousas, La., 1900
 GARLINGTON, John (DE)
 Jonesboro, La., 1965-66-67
 All-SEC 1966-67; All-America 1967
 GARRETT, Mike (TB-WR)
 The Woodlands, Texas, 1989-90-91-92
 GARY, Dexter (LG)
 Kaplan, La., 1960-61
 GATES, Jack (RE)
 Lake Charles, La., 1960-61-62
 GATLIN, Monte (LB)
 Magnolia, Miss., 1996
 GATTO, Eddie (T)
 New Orleans, La., 1936-37-38
 All-SEC 1937-38
 GAUBATZ, Dennis (LB)
 West Columbia, Texas, 1960-61-62
 All-SEC 1962
 GAUDET, Ryan (PK)
 New Orleans, La., 2003-04-06
 GAUDET, Sean (PK)
 New Orleans, La., 2007
 GAUTREAUX, Russell (FB)
 Baton Rouge, La., 1952-53
 GAY, Randall (DB)
 Brusly, La., 2001-02-03
 GAYDEN, George L. (Hack) (E)
 Gurley, La., 1926
 GAYLE, Edwin F. (HB)
 Legonier, La., 1893

GIACONE, Joe (HB)
 Bogalusa, La., 1941-42
 GIAMBELLUCA, Gino (WR)
 New Orleans, La., 2003-04
 GIANELLONI, Vivian J. (G)
 Baton Rouge, La., 1939-40
 GIBBS, Corey (P)
 Baton Rouge, La., 1998-99
 GILBERT, Jimmy (QB-DB-TB)
 Batrop, La., 1967-68-69
 GILL, Audis (HB)
 New Orleans, La., 1945
 GILL, Reuben O. (Rube) (HB-E)
 Ruston, La., 1907-08-09
 GILLYARD, James (OLB/DE)
 Shreveport, La., 1992-93-94-95
GILMORE, Greg (DT/NT)
Hope Mills, N.C., 2015-16
 GIOVANNI, Charles (Tony) (G)
 Lake Charles, La., 1930-31
 GIRON, Derrick (S)
 Port Arthur, Texas, 1988
 GLADDEN, Sterling W. (Buck) (HB)
 Alexandria, La., 1919
 GLAMP, Joe (HB)
 Mt. Pleasant, Pa., 1942
 GODCHAUX, Davon (DT/DE)
 Plaquemine, La., 2014-15-16
 GODCHAUX, Frank A. (QB)
 Baton Rouge, La., 1897
 GODFREY, Frank (C)
 Pascagoula, Miss., 1989-90-91-92
 GODFREY, Lola T. (Babe) (QB)
 Willington, Texas, 1925-26-27
 GONZALES, Vincent (Vince) (LHB)
 New Orleans, La., 1952-53-54-55
 GOODE, Burton (E)
 DeQuincy, La., 1943
 GOODRUM, James F. (G)
 Mathews, La., 1985
 GORDON, Dillon (TE)
 River Ridge, La., 2012-13-14-15
 GORDON, Keron (DB)
 Tampa, Fla., 2003-04-05-06
 GORE, Gary C. (Cur) (OG)
 Fairhope, Ala., 1982-83-84-85
 All-SEC 1985
 GOREE, J. W. (G)
 Haynesville, La., 1938-39-40
 All-SEC 1938-39
 GORHAM, Edwin S. (E)
 Lake Charles, La., 1899-1900-01
 GORINSKI, Walter (FB)
 Mutual, Pa., 1940-41-42
 GORMLEY, Jack (E)
 Tyler, Texas, 1936-37-38
 GORMLEY, Richard (C)
 Tyler, Texas, 1936-37-38
 GOSSERAND, M. L. (Goose) (FB)
 New Roads, La., 1910-11-12
 GOURRIER, Samuel A. (QB-HB)
 Baton Rouge, La., 1896
 GRAFF, Daniel (DB)
 Metairie, La., 2008-09-10
 GRAHAM, Durwood (C)
 Vicksburg, Miss., 1955-56
 GRANIER, Richard (C)
 St. James, La., 1963-64
 All-SEC 1964
 GRAVES, Solomon "Sol" (QB)
 Monroe, La., 1990
 GRAVES, White (LHB)
 Crystal Springs, Miss., 1962-63-64
 GRAY, Dale (LHB)
 El Dorado, Ark., 1946-47-48
 GRAY, Willie (DT)
 New Orleans, La., 1999
 GREEN, Chris (ILB/SS)
 Hahnville, La., 1994-97
 GREEN, Howard (DT)
 Donaldsonville, La. 2000-01
 GREEN, Jarvis (DE)
 Donaldsonville, La., 1998-99-00-01
 GREEN, Jason (LB)
 Donaldsonville, La., 1999
 GREEN, Robby (S)
 Gretna, La., 1989-90-91
 GREEN, Skyler (WR/RS)
 Westwego, La., 2002-03-04-05
 All-SEC 2005; All-America 2003, 2005
 GREEN, V. E. (Chick) (FB)
 DeRidder, La., 1914
 GREEN, Winfred C. (Boss) (HB)
 DeRidder, La., 1913-14-15-16
 GREENWOOD, Bobby (C)
 Lake Charles, La., 1958-59
 GREER, Ed (QB)
 Minden, La., 1964
 GREMILLION, F. V. (T)
 1989-1990
 GREVEMBERG, Albert (T)
 Savannah, Ga., 1927
 GREVEMBERG, Joseph H. (E)
 Savannah, Ga., 1926-27
 GREZZAFI, Sammy (S)
 New Roads, La., 1965-66-67
 All-SEC 1967
 GRIFFIN, Benny (LB)
 Baton Rouge, La., 1965-66-67

GRIFFIN, John (K)
 Gloster, Miss., 1987
 GRIFFITH, Brian (P)
 Memphis, Tenn., 1988-89-90-91
 GRIFFITH, Carroll (HB-QB)
 N. Little Rock, Ark., 1943-47-48-49
 GRIFFITH, J. H. (John) (E)
 Jackson, Mich., 1905
 GRIVOT, Maurice
 New Orleans, La., 1894
 GROS, Earl (FB)
 Houma, La., 1959-60-61
GROWDEN, Josh (P)
Sydney, Australia, 2016
 GUENO, Albert J. (E)
 Crowley, La., 1901-02-03
 GUERIN, Andre (FB)
 Lafayette, La., 1994
 GUGLIELMO, Al (RE)
 Litcher, La., 1951-52-53
GUICE, Derrius (RB)
Baton Rouge, La., 2015-16
All-SEC 2016; All-America 2016
 GUIDRY, J. W. (T)
 Opelousas, La., 1901-02-03
 GUIDRY, Kevin (DB)
 Lake Charles, La., 1984-85-86-87
 GUIDRY, Mickey J. (QB)
 Gretna, La., 1985-86-87-88
 GUILLOT, Jerry (RG)
 Thibodaux, La., 1966-67-68
 GUILLOT, Rodney (T)
 Baton Rouge, La., 1960-62
 GUILLOT, Rodney (Monk) (RG)
 New Orleans, La., 1959-60-61
 All-SEC 1961
 GUILLOT, Stephen Roch (Rocky) (C)
 Shreveport, La., 1976-77-78
 GUNN, Orlando (RB)
 Harker Heights, Texas, 2009
 GUNNELS, William D., Jr. (DE)
 Hahnville, La., 1977

H
 HABERT, Ed (RG)
 Vicksburg, Miss. 1960-61-62
 HAGUE, Perry G. (QB-HB)
 Baton Rouge, La., 1919-20
 HAINS, Donald (DL)
 Diamondhead, Miss., 2008
 HAIRSTON, James (PK)
 Dallas, Texas, 2011-12-13
 HALEY, Otis (B)
 Tyler, Texas, 1943
 HALIBURTON, Ronnie (TE)
 Port Arthur, Texas, 1986-87-88-89
 HALL, Fred (Skinny) (E-T-G)
 Haynesville, La., 1941-42-46
 HALL, J. O. (Doc) (E)
 Lake Charles, La., 1909-10-11-12
 HALL, Marc (DL)
 Patterson, La., 1984
 HAMIL, Garland (Buddy) (FB)
 Crowley, La., 1961-62-63
 HAMIC, Jimmy (RG)
 Crowley, La., 1965-66
 HAMILTON, Andy (SB)
 Ruston, La., 1969-70-71
 All-SEC 1971
 HAMILTON, W. J. (QB)
 Winnfield, La., 1907
 HAMLETT, Bob (TE)
 Bossier City, La., 1966-67-68
 HAMMOND, M. R. (Bull) (HB-FB)
 Jennings, La., 1910-11
 HANDY, Beverly B. (Spaghetti) (QB)
 Monroe, La., 1907
 HANKTON, Fumell (F-B)
 New Orleans, La., 1996-97
 HANLEY, William B. (Red) (G-T)
 Crowville, La., 1919
 HARDING, Ian (WR)
 New Orleans, La., 2010
 HARDNETT, Jarrett (LB)
 Baton Rouge, La., 2013
 HARE, Derik K. (WR)
 Milton, Fla. 1985
 HARGETT, Dan (LG)
 Lafayette, La., 1960-61
 HARMON, Rudy (LB)
 Beaumont, Texas, 1987-88
 HARP, James F.
 Bonita, La., 1896
 HARPER, Jordan (DE)
 New Orleans, La., 2016
 HARRELL, John F., Jr. (OT)
 Alexandria, La., 1982-83-84
 HARRELL, Louis (Tee-Tee) (QB)
 Baton Rouge, La., 1929
 HARRIS, Bill (LT)
 Bossier City, La., 1953
 HARRIS, Brandon (QB)
 Bossier City, La., 2014-15-16
 HARRIS, Clinton (Bo) (LB)
 Shreveport, La., 1972-73-74
 All-SEC 1973
 HARRIS, L. B. (T)
 Denham Springs, La., 1904

HARRIS, Leonard (DT)
Baton Rouge, La., 1989-90

HARRIS, Mickey (RB)
Mandeville, La., 1984-85-86-87

HARRIS, Sulcer (HB)
Baton Rouge, La., 1941-42

HARRIS, Wendell (HB)
Baton Rouge, La., 1959-60-61

All-SEC 1961

HARRISON, Pollard E. (E)
Colfax, La., 1913

HARTLEY, Hugh (T-HB)
Marksville, La., 1906

HARTLEY, Joe (T)
St. Petersburg, Fla., 1943-44

All-SEC 1943

HATCH, Andrew (QB)
Henderson, Nev., 2008

HATCHER, George R. (E)
Clinton, La., 1927

HATCHER, Kamell (DB)
Delray Beach, Fla., 2008-09-10-11

HAWKINS, Chris (DB)
Walker, La., 2006-07-08-09

HAWKINS, Jerald (OT)
Baldwin, La., 2013-14-15

HAYNES, Everette H. (Hinkley) (HB)
Lineville, Ala., 1925-26-27

HAYNES, Fred (QB)
Minden, La., 1966-67-68

HAYNES, George (LHB)
Clinton, La., 1963-64-66

HAZARD, John (DT)
Metairie, La., 1983-84-85-86

All-SEC 1986

HAZARD, Nicky (LB)
Metairie, La., 1984-85-86-87

HEALD, Russell (OT)
Texas City, Texas, 1971-72-73

HEARD, Holley (RT)
Haynesville, La., 1942-47

HEARD, T. J. (Fatty) (G)
Marksville, La., 1904-05

HEBERT, Arthur W. (Doc) (G)
Alexandria, La., 1916-17

HEBERT, Kory (TE)
Lafayette, La., 2004

HEBERT, Mike (OLB)
New Orleans, La., 1986-87-88

HEBERT, Ryan (OG)
Baton Rouge, La., 1998

HEBERT, Trent (DB)
Cecilia, La., 2011

HEBERT, T-Bob (OG/C)
Norcross, Ga., 2008-09-10-11

HEDGES, Lee (QB)
Shreveport, La., 1949-50-51

HELM, Newton C. (Dirty) (E)
Bunkie, La., 1919-20-21-22

HELMS, Brett (C-G)
Stuttgart, Ark., 2005-06-07-08

HELMs, Lee (HB)
Holmwood, La. 1926

HELSCHER, Harold (HB)
New Orleans, La., 1941

HELTON, Derek (P)
Hoyt, Kan., 2009-10

HELVESTON, Osborn (Butch) (G)
Biloxi, Miss., 1933-34-35

HEMPHILL, Don (E)
Bogalusa, La., 1945-46-47

HEMPHILL, Fred Bruce (SE)
Sulphur, La., 1974-75-76

HENDERSON, Devery (RB/WR)
Opelousas, La. 2000-01-02-03

HENDRICK, Bruce (QB)
Birmingham, Ala., 1938

HENDRIX, Billy R. (E)
Rayville, La., 1956-57-58

All-SEC 1958

HENDRIX, Billy R., Jr. (NG)
Bunkie, La., 1981-83-84

HENDRIX, John A. (Johnnie) (HB)
Olla, La., 1928-29-30

HENDRIX, Seid W. (QB)
Baton Rouge, La., 1922

HENRIQUEZ, George (DE/NG)
New Orleans, La., 1984-85-86-87

HENRY, Pat (CB)
New Orleans, La., 1994

HENRY, Reshau (RB)
Ponchatoula, La., 2016

HENRY, Thomas J. (HB-FB)
Alton, Ill., 1916

HENSLEY, James Craig (LB)
Lake Charles, La., 1976-77-78

HERCULES, Greg (DB)
Palatine, Ill., 2004

HEREFORD, Robert M. (T)
Lake Charles, La., 1920-21

HERGET, George Caldwell (Warm-Up) (E)
Baton Rouge, La., 1925-26

HERNANDEZ, Jude B. (FB)
Baton Rouge, La., 1978-79-80-81

HEROMAN, Alfred (LHB)
Baton Rouge, La., 1946-47-48

HERPIN, Joseph O. (E)
Lafayette, La., 1899-1901

HERRINGTON, James (G)

Lake Providence, La., 1944

HERRON, Frank (DT)
Memphis, Tenn., 2015-16

HESTER, Jacob (FB)
Shreveport, La., 2004-05-06-07

HEWETT, Lem F. (E)
Lexington, Neb., 1920

HEWITT, Mike (OLB/DE)
Slidell, La., 1990-91-92-93

HIGHSMITH, Ali (LB)
Miami, Fla., 2004-05-06-07

All-SEC 2007

HIGHTOWER, Gerald (HB)
Arcadia, La., 1939-40-41

HILL, Chris (TE/WR)
Mansfield, La., 1992-93-94-95

HILL, Eric D. (OLB)
Galveston, Texas, 1985-86-87-88

All-SEC 1988

HILL, Greg (S)
Mansfield, La., 1995-96

HILL, Jamal (LB)
Mercer Island, Wash., 1998

HILL, Jeremy (RB)
Baton Rouge, La., 2012-13

All-SEC 2013

HILL, Jerry D. (LB)
Midwest City, Okla., 1978-79

HILL, Marquise (DE)
New Orleans, La., 2001-02-03

HILL, Melvin (QB/FB)
Mansfield, La., 1994-95-97

HILL, Raion (S)
New Orleans, La., 1996-97-98

HILL, Terry (LB)
Baton Rouge, La., 1973-74-75

HILLIARD, Dalton (TB)
Patterson, La., 1982-83-84-85

All-SEC 1982-84-85

HILLIARD, Ivory (SS/FS)
Patterson, La., 1991-92-93-94

HILLIARD, Kenny (RB)
Patterson, La., 2011-12-13-14

HILLMAN, Mike (QB)
Lockport, La., 1967-68-69

HILLMAN, William A. (G)
Minden, La., 1906-07-08-09

HIMES, Levi A. (Lee) (QB)
Baton Rouge, La., 1906-07-08-09

HINTON, Lora (TB-RB)
Chesapeake, Va., 1973-74-75

HITT, Lyle (OL)
Baton Rouge, La., 2007-08-09

HOBLEY, Lifford W. (FS)
Shreveport, La., 1980-82-83-84

All-SEC 1983-84

HODGE, Abner A.
Natchez, Miss., 1894

HODGES, Harry (C)
Baton Rouge, La., 1954-55

HODGES, Paris (OT)
Vacaville, Calif., 2006

HODGINS, Leo M. (TE)
Metairie, La., 1976

HODGINS, Norman (DB-SB)
Metairie, La., 1971-72-73

HODSON, Tommy (QB)
Mathews, La., 1986-87-88-89

All-SEC 1986-87-88-89

HOGAN, BILL. (QB-C)
Laurel, Miss., 1939-40-41

HOLDEN, T. D. (E)
Picayune, Miss., 1929-30

HOLLAND, Pershing (G-E)
Plain Dealing, La., 1941-42

HOLLAND, Woodrow (E)
Plain Dealing, La., 1942

HOLLIDAY, Trindon (RS/RB)
Zachary, La., 2006-07-08-09

HOLLIS, Kenneth (LB)
Adamsville, Ala., 2004-05

HOLMES, Kavahra (DB)
Breaux Bridge, La., 2012

HOLSTEIN, Scott (P)
Baton Rouge, La., 1993

HOLT, Glenn (WR)
Miami, Fla., 1984-85

HOOKFIN, Demetrius (CB)
Kentwood, La., 1999-00-01-02

HORNE, Frank (RT)
Fayette, La., 1952

HOUSTON, Tony (DB)
Ruston, La., 1987-88-89

HOVER, Allen (T)
Memphis, Tenn., 1948-49-50

All-SEC 1949

HOWARD, Casey (SS/FS)
Stonewall, La., 1993-94-95-96

HOWARD, Dennis (D.J.) (P/PK)
Baton Rouge, La., 2011

HOWARD, Jamie (QB)
Lafayette, La., 1992-93-94-95

HOWARD, Tommy (OLB)
Columbus, Mo., 1983-85-86

HOWELL, Robert C. (E)
Wilcox, La., 1903

HOWELL, Roland B. (Billiken) (QB)
Thibodaux, La., 1909-11

HOWELL, William C. (E)
St. Francisville, La., 1897

HUBBELL, Michael R. (Mickey) (SB)
Metairie, La., 1978

HUBICZ, Jim (OT/OG)
Sharon, Pa., 1986-87-88-89

HUCKLEBRIDGE, Robbie (LG)
Bossier City, La., 1961-62-63

All-SEC 1963

HUERKAMP, Matt (PK)
Shalimar, Fla., 1992

HUEY, James M.
Ruston, La., 1893

HUFFMAN, Alva S. (Brute) (T)
DeRidder, La., 1926-27-28

HUFFMAN, Ryan (QB/FS)
Houston, Texas, 1992-93

HUGHES, Clyde B. (Red) (T)
Baton Rouge, La., 1921-23

HUMBLE, John (C)
Monroe, La., 1944

HUNSICKER, George R. (E)
Shreveport, La., 1905

HUNT, Jack (WR/FS)
Ruston, La. 2000-01-02-03

HUNT, Ralph (T)
Shreveport, La., 1943

HUNTER, Danielle (DE)
Katy, Texas, 2012-13-14

HUNTER, Guy N.
Waterproof, La., 1894

HUNTER, Louis T.
Waterproof, La., 1894

HUNTER, Robert (LE)
Los Angeles, Cal., 1950

HURD, Roy (K)
Covington, La., 1967

HURLEY, Brandon (FB/OL)
Monroe, La., 2002-03

HURST, Alex (OG/OT)
Bartlett, Tenn., 2009-10-11

All-SEC 2011

HUTCHINSON, Roger (OT)
Gonzales, La., 1988-89

HUTCHINSON, Thos. C. (Chris) (CB)
Monroe, La., 1981

HUYCK, Phillip P. (G)
Baton Rouge, La., 1895-96-97-99

IPPOLITO, Mark A. (LB)
New Orleans, La., 1978-79

INDEST, Adalphe (G)
New Orleans, La., 1944

IVES, Clarence A. (Fatty) (HB)
Baton Rouge, La., 1917-19-20-21

JJACKSON, Alcender (OT/OG)
Moss Point, Miss., 1997-98-99

JACKSON, Augustus W. (Gus) (FB)
LeCompte, La., 1922-23-24

JACKSON, Chevis (CB)
Mobile, Ala., 2004-05-06-07

All-SEC 2007

JACKSON, Chris (PK)
River Ridge, La., 2003-04-05-06

JACKSON, Dalton (Rusty) (PK)
Chato, Ala., 1972-73-74

All-SEC 1972

JACKSON, Donte (DB)
Metairie, La., 2015-16

JACKSON, Gregory A. (S)
Miami, Fla., 1985-86-87-88

All-SEC 1988; All-America 1988

JACKSON, R.J. (WR)
Houston, Texas, 2007-08-09

JACKSON, Steve Loran (S)
Chato, Ala., 1974-75-76

JACKSON, Tyson (DE)
Edgard, La., 2005-06-07-08

JACOB, Wesley (FL)
Crowley, La., 1989-90-91-92

JACQUET, James (TB)
St. Martinville, La., 1991

JAMES, Albert (S)
Covington, La., 1940-41

JAMES, Bradie (LB)
West Monroe, La., 1999-00-01-02

All-SEC 2001-02; All-America 2002

JAMES, Clint (DE)
New Orleans, La., 1986-87-88-89

JAMES, Damien (FS/CB)
Carencro, La., 1999-00-01

JAMES, Garry M. (TB)
Gretna, La., 1982-83-84-85

All-SEC 1985

JAMES, Tony (WR/CB)
Marrero, La., 1992-93-94-95

JANNECK, Carl (G)
New Orleans, La., 1943-44

All-SEC 1943

JASPER, Josh (PK)
Memphis, Tenn., 2007-08-09-10

All-SEC 2010; All-America 2010

JAUBERT, Jack (C)

Lafayette, La., 1969-70-71

JARRELL, Chris (CB)
Baton Rouge, La., 1995

JEAN BATISTE, Garland (FB)
St. Martinville, La., 1983-84-85-86

JEAN-FRANCOIS, Ricky (DL)
Miami, Fla., 2006-07-08

JEFFERSON, Jordan (QB)
St. Rose, La., 2008-09-10-11

JEFFERSON, Norman (S)
Marrero, La., 1983-84-85-86

All-SEC 1985

JEFFERSON, Rickey (DB)
St. Rose, La., 2013-14-15-16

JENKINS, Brian (TE)
Palestine, Texas, 1990

JENKINS, Darryl (QB)
Franklin, La., 1958-59-60

JENKINS, Harry (E)
Crowley, La., 1904

JENKINS, Kerry (OT)
Tuscaloosa, Ala., 1994

JENKINS, Marvin (QB)
Tupelo, Miss., 1939-4

JENNINGS, Anthony (QB)
Marietta, Ga., 2013-14-15

JENNINGS, Joe Patrick (DE)
Baker, La., 1974-75-76

JETER, Colin (TE)
Longview, Texas, 2014-15-16

JETER, Ronald (G)
Ferriday, La., 1965-66-67

JOFFRION, A. Bush (HB)
LeCompte, La., 1904-05

JOHNS, Josh (LB)
Baton Rouge, La., 2011

JOHNS, Levi (Chuck) (LHB)
Rayville, La., 1953-54-55

JOHNSON, Anthony (DT)
New Orleans, La., 2011-12-13

All-SEC 2013

JOHNSON, Brian (OL)
Tallahassee, Fla., 2003-04-05-06

JOHNSON, Charles (E)
Conroe, Texas, 1938-39-40

JOHNSON, Dennis (DT)
Amory, Miss., 2009-10-11

JOHNSON, Edwin (LB)
Baton Rouge, La., 2012

JOHNSON, Herman (OL)
Olla, La., 2005-06-07-08

All-SEC 2007-08; All-America 2008

JOHNSON, Jay (TB)
Waco, Texas, 1992-93

JOHNSON, LaVar (WR)
Galena Park, Texas 2000-01

JOHNSON, Melvin F. (HB)
Lake Charles, La., 1912

JOHNSON, Michael K. (LB)
Franklin, La., 1970

JOHNSON, Mike (LB)
Baton Rouge, La., 1984-85

JOHNSON, Phil (C)
Shreveport, La., 1965-66

JOHNSON, Ray L. (C)
Electra, Texas, 1932

JOHNSON, Tremaine (LB)
Galena Park, Texas, 2005-06-07-08

JOHNSON, Tyron (WR)
New Orleans, La., 2015

JOHNSON, Quinn (FB)
Edgard, La., 2006-07-08

JOHNSON, William C. (OT)
Athens, Texas, 1976-77-78

JOHNSTON, Craig (OT)
Crosby, Texas, 1990

JOHNSTON, David R. (PK)
Tempe, Ariz., 1980-81

JOHNSTON, Jerry (HB)
Waynesboro, Miss., 1956

JOHNSTON, Mark A. (FL)
Rayville, La., 1981-82

JOHNSTON, Ronnie (HB)
Bastrop, La., 1956

JOINER, Timothy L. (LB)
Baton Rouge, La., 1980-81-82

JONES, A-trey-U (DT)
Ticklaw, La., 2013

JONES, Benjamin M. (Ben) (SE)
Ruston, La., 1972-73-74

JONES, Bertram H. (Bert) (QB)
Ruston, La., 1970-71-72

All-SEC 1972; All-America 1972

JONES, Carroll (HB)
Ruston, La., 1941

JONES, Chad (DB)
New Orleans, La., 2007-08-09

JONES, David (DB)
West Monroe, La., 1966-67

JONES, David (TE)
Silver Springs, Md., 2002-03-04-05

JONES, Deion (LB)
New Orleans, La., 2012-13-14-15

JONES, Donnie (P)
Baton Rouge, La. 2000-01-02-03

JONES, Jarvis (OT)
Rosenburg, Texas, 2007

JONES, Keith E. (G)
Winnfield, La., 1915-16-17

JONES, Larry (C)
Little Rock, Ark., 1953-54

JONES, LeRoid E. (FB)
Baton Rouge, La., 1977-80

JONES, LeRoyal A. (CB)
Baton Rouge, La., 1977, 1980

JONES, Melvin (FB)
Lake Charles, La., 2013

JONES, Mike (OG)
Shreveport, La., 1975

JONES, Norwood (Chubby) (C)
Lake Providence, La., 1927-28-29

JONES, Phelon (DB)
Mobile, Ala., 2008

JONES, Richard (SE)
West Monroe, La., 1965-66

JONES, Taji (LB)
Sulphur, La., 2010-11-12-13

JONES, Victor T. (RB)
Zachary, La., 1985-87-88-89

JONES, William A. "Dub" (HB)
Ruston, La., 1942

JORDAN, Jeff (G)
Baton Rouge, La., 1985

JORDAN, Shawn (FB)
El Paso, Texas, 2005-06-07

JOSEPH, Jerry (DB)
Baton Rouge, La., 1964-65-66

JOSEPH, Mitch (TE)
New Iberia, La., 2008-09-10-11

JOSEPH, Sammy (DB)
New Orleans, La., 2005-06

KKAFFIE, Leopold (C)
Natchitoches, La., 1897-98

KAHLDEN, Larry (G)
Weimar, Texas, 1956-57-58

KAISER, Bradley (OT)
New Orleans, La., 1975

KALIL, Emile (LT)
McComb, Miss., 1952

KARAPHILLIS, John M. (S)
Tarpon Springs, Fla., 1976

KAVANAUGH, Ken, Sr. (E)
Little Rock, Ark., 1937-38-39

All-SEC 1938-39; All-America 1939

KAVANAUGH, Ken, Jr. (SE)
Ft. Washington, Pa., 1969-70-71

KEIGLEY, Gerald (SB-SE)
Greenville, Miss., 1970-71-72

All-SEC 1972

KEEHN, Jamie (P)
Queensland, Australia, 2012-13-14-15

KELLER, Joe L. (HB)
Reserve, La., 1930-31-32

KELLUM, Bill (E)
Haynesville, La., 1945

KELLY, Angus H. (E)
Colfax, La., 1906

KELLY, Charlie (RT)
Natchez, Miss., 1951

KENDRICK, Herbert (T)
Homer, La., 1939-40-41

KENDRICK, Robert (Bob) (FB)
Homer, La., 1939

KENNEDY, Ralph M. (HB)
Los Angeles, Calif., 1901-02-03

KENNISON, Eddie (WR)
Lake Charles, La., 1993-94-95

All-SEC 1995

KENT, Gerry (CB)
Jackson, Miss., 1966-67-68

All-SEC 1968

KENT, John (C)
Amite, La., 1931-32-33

KENNON, Robert F. (C)
Minden, La., 1924

KESSLER, Chad (P)
Lake Mary, Fla., 1994-95-96-97

All-SEC 1995, 1997; All-America 1997

KESSLER, Kris (PK)
Lake Mary, Fla., 2001

KEY, Arden (DE)
Atlanta, Ga., 2015-16

All-SEC 2016

KHOURY, Ed (Big Ed) (T)
Lake Charles, La., 1929-30-31

KILLEEN, Frank H. (CB)
New Orleans, La., 1982

KILLEEN, Logan (C)
McDade, La., 1971-72-73

KIMBLE, Dennis J. (S)
Baton Rouge, La., 1977-78-79

KINCHEN, Austin (SNP)
Baton Rouge, La., 2011

KINCHEN, Brian (TE)
Baton Rouge, La., 1984-85-86-87

All-SEC 1986-87

KINCHEN, Gary (C)
Baton Rouge, La., 1960-61-62

KINCHEN, Gaynell (Gus) (E)
Baton Rouge, La., 1958-59-60

KINCHEN, Todd (WR)
Baton Rouge, La., 1989-90-91

All-SEC 1990-91
 KING, Bobby Joe (DT)
 Shreveport, La., 1968-69-70
 KING, Larry (E)
 New Orleans, La., 1937
 KING, Larry (FB)
 Lake Charles, La., 1955
 KING, Mark (OG)
 Houma, La., 1992-93-94-95
 KING, Shawn (OLB)
 Monroe, La., 1990-91
 KINGERY, Don (TB)
 Lake Charles, La., 1943
 KINGERY, Wayne (HB)
 Lake Charles, La., 1945
 KIPPS, Kyle (TE/DE)
 Lafayette, La., 1998-99-00-01
 KITTO, Armand (RE)
 New Orleans, La., 1948-49-50
 KITTOK, Eric D. (DT)
 New Orleans, La., 1982-83
 KIZER, Roland C. (Chesty) (QB)
 Monticello, Ark., 1922
 KLOCK, Arthur E. (G)
 Cheneyville, La., 1912-13-14-16
 KLOCK, E. L. (G)
 Cheneyville, La., 1902-03-04-05
 KNECHT, Jason Doyle (CB)
 Natchitoches, La., 1972-73-74
 KNIGHT, Alex A. (Butch) (DE)
 Baton Rouge, La., 1974-75-76
 KNIGHT, Gene (Red) (FB)
 Bossier City, La., 1943-44-45-46
 All-SEC 1945
 KNIGHT, ROY (C)
 EL Dorado, Ark., 1935
 KOBER, Jerry (E)
 Souderton, Pa., 1967-69
 KOCK, David T. (OT)
 Houston, Texas, 1979-80-81
 KONZ, Kenneth (LHB)
 Weimar, Texas, 1948-49-50
 All-SEC 1950
 KORTE, Steven (FB)
 Mandeville, La., 2006
 KOSMAC, Andrew (QB)
 Plains, Pa., 1942-45
 KRAGTHORPE, Brad (QB)
 Tulsa, Okla., 2014-15
 KREMENTZ, F. B. (Freddy) (E)
 Baton Rouge, La., 1915-16
 KUALE, E.J. (LB)
 Daytona Beach, Fla., 2004-05

L
 LABAT, Leroy (HB)
 LaPlace, La., 1951-52
 LaBORDE, Chris (WR)
 Lafayette, La., 2014
 LABRUZZO, Joe (LHB)
 Lockport, La., 1963-64-65
 All-SEC 1965
LaCOUTURE, Christian (DT)
Lincoln, Neb., 2013-14-15
 LaFAUCI, Tyler (OG-DT)
 New Orleans, La., 1971-72-73
 All-SEC 1972-73; All-America 1973
 LAFELL, Brandon (WR)
 Houston, Texas, 2006-07-08-09
 All-SEC 2008
 LaFLEUR, André (PK)
 Lafayette, La., 1993-94-95
 LaFLEUR, David (TE)
 Lake Charles, La., 1993-94-95-96
 All-SEC 1994-96; All-America 1996
 LaFLEUR, Gregory L. (SE)
 Ville Platte, La., 1977-79-80
 LALLY, Michael F. (HB)
 Jessup, Pa., 1908-10
 LAMBERT, James (Coot) (S)
 Canton, Miss., 1967-68
 LAMBERT, Myron (OT)
 Lutcher, La., 1996
 LAMBERT, Sam (FB)
 Baton Rouge, La., 1895-96
 LAND, Fred N. (T)
 N. Little Rock, Ark., 1944-45-46-47
 LANDRY, Ben H. (T)
 Lake Charles, La., 1929
 LANDRY, Darron (OG)
 Ponchatoula, La., 1989-90-91-92
 LANDRY, Henry E. (FB)
 Garyville, La., 1899-1900-02
 LANDRY, Jarvis (WR)
 Lutcher, La., 2011-12-13
 LANDRY, LaRon (FS)
 Ama, La., 2003-04-05-06
 All-America 2006; All-SEC 2005-06
 LANDRY, M. J. (HB)
 Baton Rouge, La., 1945
 LANDRY, Walter M. (Bud) (G)
 Westwego, La., 1921-22
 LANDRY, Willard (LHB)
 Baton Rouge, La., 1945-46
 LANE, Clifton R. (Clif) (TE)
 Monroe, La., 1976-77-78
 LANE, Robert H. (QB-S)
 Monroe, La., 1979

LANG, Gene E. (RB)
 Pass Christian, Miss., 1980-81-82-83
 LANG, Jeff (WR)
 Benton, La., 2014
 LANGAN, John (C)
 Carbondale, Ill., 1957-58-59
 LANGFORD, Kevin R. (OG)
 Florence, Miss., 1982-83-84
 LANGLEY, Leroy (HB)
 Jennings, La., 1932-33
 LANGLEY, Trey (OT/OG)
 Eunice, La., 1947-98-99-00
 LANGLEY, Willis (RT)
 Basile (Oberlin), La., 1962-63
 LANOUX, Paul R., III (OT)
 New Orleans, La., 1974-75-76
 LANSING, Bill (RG)
 Magnolia, Miss., 1950-51-52
 LaSUEUR, Leon J. (G)
 Baton Rouge, La., 1902
 LATOUR, Brandon (LB)
 Baton Rouge, La., 1990
 LAVALAIS, Chad (DT)
 Marksville, La., 2000-01-02-03
 All-SEC 2002-03; All-America 2003
 LAVIN, Jim (T)
 New Orleans, La., 1956-57
 LAWASON, Charles M. (E)
 St. Francisville, La., 1899
 LAWRENCE, Bob (LT)
 Brilliant, Ala., 1951-52
 LAWRENCE, Jeremy (LB)
 Ferriday, La., 1999-00-01-02
 LAWRENCE, Oliver C. (LB)
 Monroe, La., 1985-86-87-89
 LAWRENCE, Rashard (DE)
 Monroe, La., 2016
 LAWRIE, Joe (QB)
 St. Petersburg, Fla., 1933-34-35
 LAWSON, Jamie (RB)
 Raceland, La., 1984-85
 LAWTON, Jack E. Jr. (Jackie) (CB)
 Sulphur, La., 1976-77
 LAY, Andrew (HB)
 Homer, La., 1944
 LEACH, Joe (E)
 Shreveport, La., 1946-47
 LEAKE, Sam (RT)
 Woodville, Miss., 1953
 LeBEAU, Tommy (DB)
 Monroe, La., 2013-14-15
 LeBLANC, Allen (T)
 New Iberia, La., 1965-66-67
 LeBLANC, Clarence (SS/FS)
 River Ridge, La., 1996-97-98-99
 LeBLANC, Danny (RHB)
 Lake Charles, La., 1962-63-65
 LeBLANC, Lynn (T)
 Crowley, La., 1957-58-59
 LeBLANC, Maurice (SS)
 Lafayette, La., 1966-67-68
 LeBLANC, Troy (RB)
 Lafayette, La., 1989
 LEBLEU, Claude A. (E)
 Lake Charles, La., 1929
 LEDBETTER, Wiltz M. (G)
 Summerfield, La., 1895-96
 LEDOUX, Jason (LB)
 West Monroe, La., 2002-03
 LeDOUX, Jimmy (SE)
 Sulphur, La., 1970-71-72
 LEE, Alvin (WR)
 Beaumont, Texas, 1986-87-88-89
 LEE, David (DE)
 Bastrop, La., 1973
 LEE, Felix (Buddy) (QB)
 Zachary, La., 1969-70
 LEE, Jarrett (QB)
 Brenham, Texas, 2008-09-10-11
 LEE, Solomon (FB)
 Bastrop, La., 2001
 LEGER, Grant (LB)
 Metairie, La., 2015
 LEGGETT, Earl (T)
 Jacksonville, Fla., 1955-56
 All-SEC 1955
 LEISK, Wardell (G)
 Shreveport, La., 1935-36
 All-SEC 1936
 LeJEUNE, Norman (SS)
 Brusly, La., 1999-00-01-02
 LELEKACS, Steve (LB)
 Angleton, Texas, 1972-73-74
 LEMAK, Charles W. (TB)
 Duquesne, Pa., 1937
 LEMOINE, Hampton T. (Tick) (G)
 Marksville, La., 1899
 LENTON, Clarence (SS)
 Memphis, Tenn., 1994-95
 LEONARD, Michael B. (Mike) (S)
 Shreveport, La., 1974-75-76
 LEOPARD, Duane (C)
 Baton Rouge, La., 1957-58-59
 LeSAGE, Joe (QB)
 Homer, La., 1948
 LESLIE, QUANTAVIUS (WR)
 Hogansville, Ga., 2014
 LESTER, Gordon (T)
 Lockhart, Texas, 1935-37

LeSUEUR, George B. (Heck) (FB)
 Baton Rouge, La., 1897-98-99
 LEVINGSTON, Lazarus "Pep" (DL)
 Ruston, La., 2007-08-09-10
 LEVY, Julius M.
 Evergreen, La., 1897
 LEWIS, Chad
 Thibodaux, La., 2002
 LEWIS, Freddie L. (LB)
 Lake Charles, La., 1981-83-84
 LEWIS, James (LG)
 Tyler, Texas, 1943-47-48
 LEWIS, John W. (Johnnie) (E)
 Opelousas, La., 1920-21
 LEWIS, Ron (K)
 New Orleans, La., 1984-85-86-87
 LEWIS, William J. (QB-HB)
 Ruston, La., 1894
 LEWIS, William S. (Bill) (HB)
 DeRidder, La., 1915-16
LEWIS, Xavier (DB)
LaPlace, La., 2016
 LILLIE, Michael (F-B)
 River Ridge, La., 1999-00
 LINDSEY, Clyde (E)
 Kilgore, Texas, 1944-45-46
 LINHART, Bernd (WR)
 Towson, Md., 1995
 LIPKIS, Bernie (C-E)
 New Orleans, La., 1939-40-41
 All-SEC 1941
 LIVINGSS, Nate (OL)
 Lake Charles, La., 2003-04-05
 LOBDELL, W. Y. (Bill) (QB)
 Baton Rouge, La., 1932-33
 LOFLIN, Jim (E)
 New Orleans, La., 1946-47
 LOFTIN, Billy (T)
 DeRidder, La., 1967-68
 LOFTON, Andy (WR)
 Hammond, La., 1988-89
 LOGAN, Bennie (DT)
 Coushatta, La., 2010-11-12
 LONERGAN, Patrick M. (Pat) (OG)
 New Orleans, La., 1978
 LONERGAN, Patrick "P.J." (C)
 New Orleans, La., 2009-10-11-12
 LOSTON, Craig (S)
 Aldine, Texas, 2010-11-12-13
 LOTT, Bobby (E)
 Texarkana, Ark., 1956
 LOTT, Tommy (G)
 Texarkana, Ark., 1957-58-59
 LOUIS, Lamar (LB)
 Breaux Bridge, La., 2012-13-14-15
 LOUP, Chad (QB)
 Baton Rouge, La., 1990-91-92-93
 LOUSTALOT, Albert L. (HB)
 Franklin, La., 1903
 LOUSTALOT, Matthew L. (Matt) (C)
 Franklin, La., 1923
 LOUVIERE, Cole (OL/DL)
 River Ridge, La., 2007
 LOUVIERE, William H. (Chick) (C)
 Houma, La., 1914
 LUKER, J. B. (E)
 Alexandria, La., 1928-29-30
 LUMPKIN, Mark (PK)
 Lake Charles, La., 1967-68-69
 All-SEC 1969
 LYLE, Jim (Egg) (LE)
 El Dorado, Ark., 1948-49-50
 LYLE, Mel (E)
 El Dorado, Ark., 1946-47-48-49
 All-SEC 1949
 LYLES, William M. (Buffalo) (T)
 Leesville, La., 1904-07
 LYONS, Frederick G. (QB)
 New Orleans, La., 1893
 LYONS, Pat (QB)
 Midland, Texas, 1975-76-77
 LYONS, Paul (QB)
 Midland, Texas, 1970-71-72

M

MACKEY, Guy (SE)
 Lake Charles, La., 1983
 MACLACHLAN, Mac (OL)
 Kinder, La., 2003
 MACLIN, Justin (DE)
 Memphis, Tenn., 2014
 MADDEN, Bryan (OT)
 Indianapolis, Ind., 1991-92
MAGEE, Adrian (OL)
Franklin, La., 2016
 MAGEE, Rogle (WR)
 Bogalusa, La., 1984-85-86-87
 MAGEE, Terrence (WR/RB)
 Franklin, La., 2012-13-14
 MAGGIORE, Ernest (LT)
 Norco, La., 1963-64-65
 MAHFOUZ, Robert P. (QB)
 Lafayette, La., 1979-80
 MAHTOOK, Michael A. (ILB)
 Lafayette, La., 1982
 MAHTOOK, Robert A., Jr. (LB)
 Lafayette, La., 1978-79
 MALAGARIE, John (DT)

Shalimar, Fla., 1993
 MALANCON, Rydell J. (LB)
 Vacherie, La., 1980-81-82-83
 MALBROUGH, Darren (LB)
 Metairie, La., 1984-86-87
 MALONE, Jim (G-T)
 Reform, Ala., 1930-31-32
MALONE, K.J. (OL)
Ruston, La., 2014-15-16
 MALTEMPI, Joe (DB)
 Chester, Va., 2009
 MAMOUDIS, Charles G. (Chuck) (FI)
 Chesapeake, Va., 1974-75
 MANGHAM, Mickey (E)
 Kensington, Md., 1958-59-60
 All-SEC 1959
 MANGIN, August (RB)
 Lewisville, Texas, 2008-09
 MANTON, Ronnie (G)
 Brookhaven, Miss., 1965-66-67
 MARCHAND, Jerry (LHB)
 Baton Rouge, La., 1952-53
 MARES, Steve (WR)
 Santa Rosa, Calif., 2004
 MARIK, Michael (OL)
 Plaquemine, La., 1990-91
 MARSHALL, Anthony (S)
 Mobile, Ala., 1990-91-93
 MARSHALL, Leonard A. (DT)
 Franklin, La., 1979-80-81-82
 MARTIN, Andy (OT)
 DeRidder, La., 1988-89-90-91
 MARTIN, C. Y. (G)
 Bowie, La., 1910
 MARTIN, Curtis (SE)
 Golden Meadow, La., 1969
 MARTIN, Eric W. (SE)
 Van Vleet, Texas, 1981-82-83-84
 All-SEC 1983-84; All-America 1983
 MARTIN, G. H. (G)
 Crowley, La., 1914
 MARTIN, Jackie (FB)
 Haynesville, La., 1950
 MARTIN, Ronald (S)
 White Castle, La., 2011-12-13-14
 MARTIN, Sammy (TB)
 New Orleans, La., 1984-85-86-87
MARTIN, Sci (OLB)
New Orleans, La., 2016
 MARTIN, Steve (DT-OG)
 Houston, Texas, 1968-70
 MARTIN, Wade O. (Skinny) (E)
 Arnaudville, La., 1902-03-04
 MASON, C. C. (Charlie) (QB)
 Shreveport, La., 1926-27-28
 MASTERS, Billy (E-SB)
 Olla, La., 1964-65-66
 MATHERNE, Durel (QB)
 Lutcher, La., 1958-59
 MATHIEU, Tyrann (DB)
 New Orleans, La., 2010-11
 All-SEC 2011; All-America 2011
 Bednarik Award 2011
 MATLOCK, Oscar (RG)
 Shreveport, La., 1936
 MATTE, Frank (SB)
 Jennings, La., 1966-67-68
 MATTHEWS, Lawrence R. (Tubbo) (FB)
 St. Francisville, La., 1922-23
 MATTHEWS, Roshawn (DE/OLB)
 Baton Rouge, La., 1997-98
 MAUCK, Matt (QB)
 Jasper, Ind., 2001-02-03
 MAWAE, John (NG)
 Leesville, La., 1992
 MAWAE, Kevin (OT/OG/C)
 Leesville, La., 1990-91-92-93
 All-SEC 1992
 MAXWELL, Philip (LB)
 Shreveport, La., 2004
 MAY, Bill (QB-FB)
 El Dorado, Ark., 1934-35-36
 MAY, William J. (Jon) (DT)
 Homer, La., 1977
 MAY, Joe (HB)
 Shreveport, La., 1954-55-56
 MAYES, Adrian (DB/LB)
 Houston, Texas 2000-01-02-03
 MAYES, Michael O. (CB)
 DeRidder, La., 1985-87-88
 MAYET, Jay (LB)
 Galliano, La., 1986
 McCABE, Raymond J., III (DT)
 Metairie, La., 1981
 McCAGE, Samuel V. (TE)
 Baytown, Texas, 1977-78-79
 McCALL, Henry L. (Mac) (E)
 Lake Charles, La., 1923-26
 McCANN, John (RG)
 Baton Rouge, La., 1968-69-70
 McCANN, M. G. (Mickey) (HB)
 New Orleans, La., 1927
 McCARSON, Paul (HB)
 Batesville, Ark., 1944
 McCARTNEY, T.C. (QB)
 Boulder, Colo., 2010
 McCARTY, Dave (T-E)
 Rayville, La., 1958-59
 McCASKILL, Larry (T)

Baton Rouge, La., 1967-68
 McCLAIN, Jess (C)
 Covington, La., 1930-31
 McCLAIN, Scotty (E)
 Smackover, Ark., 1957-58-59
 McCLELLAND, William (RG)
 Crowley, La., 1944-47-48
 McCLOURE, Todd (C)
 Baton Rouge, La., 1995-96-97-98
 All-SEC 1997-98; All-America 1998
 McCOLLAM, Andrew M. (HB)
 Houma, La., 1909
 McCORKLE, Blaine (SNP)
 Pensacola, Fla., 1995-96-97-98
 McCormICK, Dave (LT)
 Rayville, La., 1963-64-65
 All-SEC 1965
 McCORVEY, Derrell (S)
 Pensacola, Fla., 1989-90-91-92
 All-SEC 1990
 McCRAY, Danny (DB)
 Houston, Texas, 2006-07-08-09
 McCREADY, James M. (QB)
 Metairie, La., 1982
 McCREEDEY, Ed (G)
 Biloxi, Miss., 1958-59-60
 McDANIEL, Orlando K. (SE)
 Lake Charles, La., 1978-79-80-81
 All-SEC 1981
 McDONALD, Robert (LE)
 Franklin, La., 1960
 McDUFF, Chas. H. (OT)
 Baton Rouge, La., 1978-79
 McFARLAND, Anthony (DT/NG)
 Winnboro, La., 1995-96-97-98
 All-SEC 1996-98; All-America 1998
 McFARLAND, Reggie A. (HB)
 Baton Rouge, La., 1919-20-21-22
 McFERIN, Sherman S. (Mack) (G)
 Pleasant Hill, La., 1929
 McGILL, Terrell (OL)
 Miami, Fla., 2003-04-05
 McHENRY, Barney G. (Mac) (T)
 Monroe, La., 1910-11
 McINGVALE, Ralph C. (OT)
 Dallas, Texas, 1977
 McKINNEY, Billy (HB)
 Jackson, Tenn., 1939-41
 McKINNEY, Jim (QB)
 Bogalusa, La., 1939
 McLEOD, James (E)
 Laurel, Miss., 1941-42-47
 McLEOD, Ralph (LE)
 Beaumont, Texas, 1950-51-52
 McMEAL, JOSH (WR)
 New Orleans, La., 2006-07
 McNAIR, Dan (OG)
 Monroe, La., 1973
 McNEESE, Oswald W. (E)
 Lake Charles, La., 1900-01
 McSHERRY, Robert (LB)
 Monroe, La., 1967-68
 MEALEY, Rondell (TB)
 Destrehan, La., 1996-97-98-99
 MELANCON, Keith (OL)
 Hahnville, La., 1984-85-86
 MENETRE, Ralph (LHB)
 Covington, La., 1945
 MERCER, John (RHB)
 Bossier City, La., 1961-62
 MERO, Pershing (Joe) (CB)
 New Orleans, La., 1990-91
 MESSA, Rene A. (FB)
 Santiago, Cuba, 1904-05
 MESSINA, Jake (G)
 Port Arthur, Texas, 1937-38-39
 MESTAYER, Otto (E)
 New Iberia, La., 1914
 METTENBERGER, Zach (QB)
 Watkinsville, Ga., 2011-12-13
 MEULLION, Devante (FB)
 Seattle, Wash., 2014
 MICHAELSON, Fred (MG-T)
 Foley, Ala., 1967-68-69
 MICHAELSON, Julius (Jay) (TE/K)
 Foley, Ala., 1969-70-71
 All-SEC 1971
 MICHEL, Brandon (MLB/LB)
 Lutcher, La., 1994-97
 MICIOTTO, Charles (Binks) (DE)
 Lafayette, La., 1971-72-73
 All-SEC 1973
 MICKAL, Abe (HB)
 McComb, Miss., 1933-34-35
 All-SEC 1934-35
 MIDDLETON, Eric (ILB)
 Corsicana, Texas, 1988
 MIHALICH, John (Mickey) (E)
 Lorain, Ohio, 1934-35-36
 MILES, Ryan (P)
 St. Amant, La., 2001
 MILEY, Mike (QB)
 Metairie, La., 1972-73

MILLER, Arnold (DE)
 New Orleans, La., 1995-96-97-98
 MILLER, Ben R. (E)
 Shreveport, La., 1923-24-25
 MILLER, Blake (OG/C)

Alexandria, La., 1987-88-89-90
 All-SEC 1990
 MILLER, Charles (Chip) (DT)
 New Orleans, La., 1972-73
 MILLER, Dale (FB)
 Franklin, La., 1971
 MILLER, Fred (RT)
 Homer, La., 1960-61-62
 All-SEC 1962; All-America 1962
 MILLER, Herd (T-G)
 Springfield, La., 1943-44-45-46
 MILLER, Mark (SE)
 Fairfax, Va., 1994
 MILLER, Nate (DT)
 Tuscaloosa, Ala., 1991-92-93-94
 MILLER, Paul (LT)
 Baton Rouge, La., 1950-52-53
 MILLER, Robert (DT)
 Hattiesburg, Miss., 1993-94
 MILLER, Ryan (C)
 Lake Charles, La., 2006-07-08
 MILLER, Willie (G)
 Minden, La., 1940-41-42
 MILLET, Walter (CB)
 Pasadena, Texas, 1973
 MILLICAN, Samuel (Buddy) (DE)
 Baton Rouge, La., 1968-69-70
 MILNER, Guy (Cotton) (HB)
 Alexandria, La., 1936-37-38
 MILLS, Jalen (DB)
 DeSoto, Texas, 2012-13-14-15
 MINALDI, Thad (FB/SB/LB)
 Lake Charles, La., 1975-76-77-78
 MINGO, Barkevian (DE)
 West Monroe, La., 2010-11-12
 MINTER, Kevin (LB)
 Suwanee, Ga., 2010-11-12
 All-SEC 2012; All-America 2012
 MISTRETTA, Albert (T)
 Covington, La., 1943
 MITCHELL, Chris (WR)
 Marrero, La., 2006-07-08-09
 MITCHELL, George (Gee) (G)
 Rayville, La., 1932-33
 MITCHELL, Jared (WR)
 New Iberia, La., 2006-07-08
 MITCHELL, Jim (E)
 Baton Rouge, La., 1952-53-56
 MITCHELL, Johnny (DT)
 Marrero, La., 1996-97-98-99
 MITCHELL, Kareem (DE)
 Moss Point, Miss., 1999-00
 MITCHELL, Michael (PK)
 Shreveport, La., 1999
 MIXON, Kenny (DE/DT)
 Pineville, La., 1994-95-97
 MIXON, Neil (HB)
 Amite, La., 1931-32-33
 MOBLEY, Larry (RE)
 Baton Rouge, La., 1952-54
 MOBLEY, T. R. (Ray) (G-C)
 Coushatta, La., 1913-14
 MODICUT, Joseph (LG)
 Baton Rouge, La., 1951-52
 MONGET, Gayle (C)
 Baton Rouge, La., 1937-38-39
 MONSOUR, Eli (Mike) (E)
 Shreveport, La., 1927
 MONTGOMERY, Sam (LB)
 Greenwood, S.C., 2010-11-12
 All-SEC 2011-12; All-America 2011
 MONTGOMERY, William (FB)
 Murphysboro, Ill., 1942-43-45
 MONTZ, Michael C. (RB)
 Lutcher, La., 1980-81-82
 MOOCK, Chris (QB)
 Greenwell Springs, La., 1988-89-90
 MOORE, Charles (E)
 Chattanooga, Tenn., 1964-65
 MOORE, Charles F. (SB)
 Plaquemine, La., 1964-65
 MOORE, D. Haywood (G-T)
 Jonesboro, La., 1928-29-31
 MOORE, Frank E. (Specks) (E)
 Douglas, Ariz., 1932-33-34
MOORE, John David (TE)
Ruston, La., 2014-15-16
 MOORE, Sean B. (LB)
 Poplar Bluff, Mo., 1981-82
 MOREAU, Doug (LE)
 Baton Rouge, La., 1963-64-65
 All-SEC 1964; All-America 1965
MOREAU, Foster (TE)
New Orleans, La., 2015-16
 MOREAU, Kenneth R. (Bobby) (QB/LB/K)
 Alexandria, La., 1975-76-77
 MOREHAM, Walter (LB)
 Houston, Texas, 1999-00-01
 MOREL, Tommy (SE)
 New Orleans, La., 1966-67-68
 MORGAN, John (DT/NG)
 Rayne, La., 1989-90-91-92
 MORGAN, Mike (RE)
 Natchez, Miss., 1961-62-63
 MORGAN, Paul C. (FB-HB)
 Elba, Ala., 1927
 MORGAN, Sam R. (T)

Elba, Ala., 1924-25-26
 MORRIS, John E. (T)
 West Monroe, La., 1895
 MORTIMER, Eugene H. (HB)
 Laurel, Miss., 1900
 MORTON, Arthur (Slick) (HB-TB)
 Tallulah, La., 1935-36-37
 MOSES, Phil (C)
 Sulphur, La., 1972-73-74
 MOSES, Travis (DB)
 Gonzales, La., 2000-01
 MOSS, Tony (WR)
 Bossier City, La., 1986-87-88-89
 All-SEC 1988-89
MOUTON, Bry'Keithon (FB)
Lafayette, La., 2015-16
 MOUTON, Clayton (DT)
 Beaumont, Texas, 1989-90-91-92
 MULLER, J. C. (HB)
 Washington, La., 1904-05
 MULLINS, William B. (E)
 Simsboro, La., 1894
 MUNCIE, Luke (LB)
 Klein, Texas, 2010-11
 MUNDINGER, Adam G. (Addie) (T)
 Baton Rouge, La., 1900-01-02
 MURLA, Mike (LB)
 New Orleans, La., 1986-87-88-89
 MURPHREE, Jerry D. (TB)
 Birmingham, Ala., 1977-78-79
 MURPHY, Richard (RB)
 Rayville, La., 2007-08-10
 MURPHY, Sammy (RE)
 Baker, La., 1952-53-54
 MURRAY, Keith E. (P)
 Theodore, Ala., 1985
 MURRAY, Phil (OT)
 Franklin, La., 1970-71-72
 MYERS, Jerel (WR)
 Houston, Texas, 1999-00-01-02
 MYLES, Jesse J. (TB)
 Gray, La., 1979-80-81-82
 MYLES, Lonny (SE)
 Franklin, La., 1967-68
 MYRICK, Basil (LE)
 El Dorado, Ark., 1936
N
 NAGATA, Joe (HB)
 Eunice, La., 1942-43
 NAGLE, John (CB)
 Gloster, Miss., 1969-70-71
 NALL, Craig (QB)
 Alexandria, La., 1998-99
 NEAL, Lewis (DE)
 Wilson, N.C., 2013-14-15-16
 NEALY, Rendall (RE)
 Homer, La., 1951-52
 NECK, Tommy (HB)
 Marksboro, La., 1959-60-61
 NEIGHBORS, Connor (FB)
 Huntsville, Ala., 2012-13-14
 NELKEN, William
 Natchitoches, La., 1894
 NELSON, Manson (G)
 Ferriday, La., 1958-59
 NELSON, Robert J.
 Monroe, La., 1894
 NEPHEW, Tony (LB)
 Willis, Texas, 1983
 NESOM, Guy W. (T)
 Tickfaw, La., 1926-27-28
 NEUBAUER, David (OL)
 Baton Rouge, La., 2002
 NEUMANN, Danny (E)
 Tallulah, La., 1961-62-63
 NEUMANN, Leonard (TB)
 Tallulah, La., 1964-65-66
 NEVILS, Ab (T)
 Lake Charles, La., 1931-32-33
 NEVIS, Drake (DT)
 Marrero, La., 2007-08-09
 All-SEC 2010
 NEWELL, Edward T. J.
 St. Joseph, La., 1894
 NEWELL, Jordan (WR)
 Homer, La., 2010
 NEWFIELD, Kenny (FB)
 New Orleans, La., 1966-67-68
 NICAR, Randy (DT)
 Morgan City, La., 1971
 NICHOLSON, Gordon B. (HB)
 Baton Rouge, La., 1894-95-96-97
 NICOLU, Sal (HB)
 Saugus, Mass., 1952-54
 NISWANGER, Rudy (OL)
 Monroe, La., 2002-03-04-05
 Academic All-America, 2004-05
 Draddy Trophy 2005; Wuerffel Award 2005
 NOBLETT, Oren H. (Babe) (G)
 Denham Springs, La., 1904-05-07-08
 NOONAN, James (DT)
 New Orleans, La., 1976
 NORFLEET, Fred (FB)
 Memphis, Tenn., 1989
 NORRIS, Craig (DE)

Cicero, N.Y., 1988
 NORSWORTHY, Bill (DB)
 New Orleans, La., 1968-69-70
 NORTHERN, Gabe (OLB/DE)
 Baton Rouge, La., 1992-93-94-95
 All-SEC 1994-95
 NORWOOD, Don (E)
 Baton Rouge, La., 1957-58-59
 NORWOOD, Ralph E. (OT)
 New Orleans, La., 1985-86-87-88
 All-SEC 1988
 NOWLIN, Brandon (FB)
 Baton Rouge, La., 2003
 NUNNERY, R. B. (RT)
 Summit, Miss., 1954-55
O
 OAKLEY, Charles (FB)
 Lake Charles, La., 1951-52-53
 O'BRIEN, Myles (LB)
 Metairie, La., 2014
 O'BRIEN, Robert (Bob) (TE)
 New Orleans, La., 1964-65-66
 O'BRYAN, Terrance (FS)
 New Waverly, Texas 2000
 O'CALLAGHAN, Joe (HB)
 Summerville, Mass., 1952
 ODOM, Sammy Joe (LB)
 Minden, La., 1961
 O'DONNELL, Joe (HB)
 Overt, Miss., 1940
 O'DOWD, Mark (LB)
 Coral Gables, Fla., 1997
 OGDEN, Don G. (QB)
 Baton Rouge, La., 1929-30
 O'HAIR, Jacob (SNP)
 Rancho Cucamonga, Calif., 2006-07
 OLIVER, George (RT)
 Little Rock, Ark., 1952
 OLIVER, L. A. (E)
 Lafayette, La., 1901
 OLIVER, Melvin (DE)
 Opelika, Ala., 2002-03-04-05
 O'NEAL, Ryan (LB)
 New Orleans, La., 1999-00-01-02
 O'QUIN, Arthur (Mickey) (E)
 Shreveport, La., 1914-15-16-17
 O'QUIN, Leon (QB)
 Natchitoches, La., 1914
 OSBORNE, Clarence (DT)
 Baton Rouge, La., 1983-84
 O'TOOLE, Shane (S)
 Oklahoma City, Okla., 1999
 OUSTALET, Jimmy (C)
 Lake Arthur, La., 1972-73-75
 OWENS, Daryl W. (WR)
 Beaumont, Texas, 1985
 OWENS, Richard (Ricki) (LB)
 Homer, La., 1967-68-69
P
 PACK, Jamal (TE)
 Marrero, La., 1996-97-98-99
 PACKNETT, Robert (OT)
 New Orleans, La., 1987-88-89
 PARDO, Diego (QB)
 Panama, 1944
PARIS, Ed (CB)
New Orleans, La., 2014-15-16
 PARIS, Ted (C)
 Leesville, La., 1954-55-56
 PARKER, Elice (RB)
 Zachary, La., 2000-01
 PARKER, Enos (T)
 Mobile, Ala., 1953-54-55-56
 PARKER, James C. (Clay) (KS)
 Grayson, La., 1982-83-84
 PARNHAM, Spencer (T)
 Hawthorne, N.J. 1945
 PARSONS, Thomas (FB)
 Canyon Lake, Texas, 2009
 PEEBLES, Leo (Les) (HB)
 Shreveport, La., 1928-29
 PEGUES, Gary (SE/CB)
 Fort Walton, Fla., 1991-92-93-94
 PEGUES, William T. (T)
 Mansfield, La., 1900
 PERCY, Chaille (FB)
 Baton Rouge, La., 1968-69
 PERE, Ralph (LT)
 LaRose, La., 1961-62-63
 PERRET, Kris (TE/DT/SNP)
 Baton Rouge, La., 1995-96
 PERRILLOUX, Ryan (QB)
 LaPlace, La., 2007
 PERRY, Adam (OG)
 Covington, La., 1994-95-96-97
 PERRY, Boyd (LB)
 Orange, Texas, 1970-71
 PETERMAN, Stephen (DE/OG)
 Waveland, Miss., 2000-01-02-03
 All-SEC 2002-03; All-America 2003
 PETERSON, Dave (LB)
 Bristol, Fla., 2001
 PETERSON, Deangelo (WR/TE)
 New Orleans, La., 2008-09-10-11

PETERSON, Patrick (CB)
 Pompano Beach, Fla., 2008-09-10
 All-SEC 2010; All-America 2010
 Jim Thorpe Award, 2010
 Chuck Bednarik Award, 2010
 PETTAWAY, Chris (OG/OT)
 Miami, Fla., 1989
 PETTY, Gant (SNP)
 Baton Rouge, La., 2003-04-05
 PEVEY, Charles (QB)
 Jackson, Miss., 1946-47-48-49
 PHARIS, Mike (C)
 Shreveport, La., 1965-66
 PHELPS, Joe R. (Polly) (QB)
 Shreveport, La., 1927
 PHILLIPS, Darrell P. (NG)
 Franklin, La., 1983-86-87-88
 All-SEC 1987-88
 PHILLIPS, Ivan J. (DT)
 New Orleans, La., 1977-78-79
 PHILLIPS, Marty (DT)
 Baton Rouge, La., 1973-74
 PHILLIPS, Terry (DT/OL)
 Houston, Texas 2000-01
 PICKETT, Garland (E)
 Temple, Texas, 1933
 PICOU, Richard (LB)
 Gonzales, La., 1969-70-71
 PIERCE, Dwayne (OG)
 New Orleans, La., 1998-00-01
 PIERCE, Spike (DB)
 Baton Rouge, La., 1965
 PIERSON, James (DB)
 New Orleans, La., 1984-85-86-87
 PIKE, Mike (S)
 Metairie, La., 1973-74-75
 PILLOW, Dudley (E)
 Greenwood, Miss., 1939-40
 PILLOW, Walter (TE)
 Greenwood, Miss., 1963-64-65
 PITLO, Alex M. (C)
 Biloxi, Miss., 1950
 PITCHER, James E. (Jim) (HB)
 Hammond, La., 1917
 PITCHER, William (HB)
 Hammond, La., 1922-23-24
 PITTMAN, Albert (G)
 New Orleans, La., 1944
 PITTMAN, Chase (DE)
 Shreveport, La., 2005-06
 PITTMAN, Christian (LB)
 New Orleans, La., 2015
 PITTMAN, J. S. (Big Pitt) (G)
 Lake Providence, La., 1914-15
 PITTMAN, Kirston (DE)
 Garyville, La., 2003-04-07-08
 PITTMAN, Paul (T)
 Hot Springs, Ark., 1937
 PLANCHARD, Doug (C-TE)
 Baton Rouge, La., 2003-04-05-06
 PLATOU, R. (HB)
 Brooklyn, N.Y., 1915
 PLEASANT, Ruffin G. (QB)
 Farmerville, La., 1893
 POCIC, Ethan (C/OL)
 Lemont, Ill., 2013-14-15-16
 All-SEC 2016; All-America 2016
 POLLOCK, William M. (Judge) (T)
 Bernice, La., 1908-09-10
 POLOZOLA, Peter (OL)
 Baton Rouge, La., 1943
 POLOZOLA, Steve (CB)
 Baton Rouge, La., 1967-68-69
 POOLE, Brad (WR)
 Lafayette, La., 1997
 POPE, Derek (FB)
 New Orleans, La., 1990-91
 PORTA, Ray (Coon) (QB)
 Baton Rouge, La., 1948
 PORTER, Elliott (C)
 Westwego, La., 2012-13-14
 PORTER, Tracy R. (SB)
 Baton Rouge, La., 1979-80
 POTTER, Ray (T)
 Peabody, Mass., 1949-50-51
 POTTS, John H. (E)
 Baton Rouge, La., 1910
 POWELL, Doug (QB)
 Houston, Texas, 1984-85-86
 POWELL, R. H. (Bob) (T)
 Quitman, La., 1929-30-31
 POWELL, Tommy (RT)
 Bogalusa, La., 1963-64-65
 PRATHER, Trey (QB)
 Shreveport, La., 1966
 PRATT, George K. (T)
 New Orleans, La., 1899
 PRATT, Joel M. (E)
 Baton Rouge, La., 1893
 PRESCOTT, Aaron (RT)
 Washington, La., 1893
 PRESCOTT, Dickie (HB)
 St. Francisville, La., 1951-52-54
 PRESCOTT, Willis B. (FB)
 Washington, La., 1893-94
 PRESSBURG, Joel W. (G)
 Baton Rouge, La., 1929-30
 PRICE, Marcus (OT)
 Port Arthur, Texas, 1991-92-93-94

PRICE, T. J. (HB)
 Alexandria, La., 1939
 PRICKETT, Greg (DE)
 Houston, Texas, 1975-76
 PRUDE, Ronnie (CB)
 Shreveport, La., 2002-03-04-05
 PRUDHOMME, Remi (LG)
 Opelousas, La., 1962-63-64
 All-SEC 1963; All-America 1964
 PULLETT, Ike (DT)
 Baton Rouge, La., 1992-93
 PURVIS, Don (Scooter) (HB)
 Crystal Springs, Miss., 1957-58-59
Q
 QUINN, Marcus (SB-SS)
 New Orleans, La., 1977-78-79-80
 QUINN, Trey (WR)
 Lake Charles, La., 2014
 QUINTELLA, Mike (SE)
 Port Arthur, Texas, 1975-76-77-78
 QUIRK, Lewis A. W. (T)
 Washington, La., 1894-95
R
 RABB, Carlos C. (DRT)
 Ferriday, La., 1966-67-68
 RABB, Warren (QB)
 Baton Rouge, La., 1957-58-59
 All-SEC 1958
 RABENHORST, Oscar D. (Dudley) (QB)
 Baton Rouge, La., 1921-22
 RACINE, Frank (S)
 Shreveport, La., 1971-72-73
 RADECKER, Gary (OG)
 New Orleans, La., 1975-77-78
 RAIFORD, Albert (Rock) (DT-OG)
 Destrehan, La., 1972-73-74-75
 RANDALL, Marcus (QB)
 Baton Rouge, La., 2002-03-04
 RANDLE, Rueben (WR)
 Bastrop, La., 2009-10-11
 All-SEC 2011
 RASCO, Jermauria (DE)
 Shreveport, La., 2011-12-13-14
 RATHJEN, Craig (FB)
 Houston, Texas, 1983-84-85-86
 RAY, Eddie (FB)
 Vicksburg, Miss., 1967-68-69
 All-SEC 1969
 RAY, Scott (WR)
 Baton Rouge, La., 1990-91-92-93
 RAYMOND, Corey (CB/S)
 New Iberia, La., 1988-89-90-91
 RAYMOND, Gregory P. (OT)
 Metairie, La., 1979-80
 READING, Steve (OL)
 Belle Chase, La., 1990
 REAGAN, C. R. (Jerry) (HB)
 Jackson, La., 1915
 REBSAMEN, Paul (QB)
 Eudora, Ark., 1955
 REDHEAD, J. A. (T)
 Vicksburg, Miss., 1901
 REDING, Joe (LT-G)
 Bossier City, La., 1966-67-68
 REED, J. T. (Rock) (HB)
 Haynesville, La., 1934-35-36
 REED, Josh (TB/WR)
 Rayne, La., 1999-00-01
 All-SEC 2001; All-America 2001
 Biletnikoff Award 2001
 REED, Rodney (OG/OT)
 West Monroe, La., 2000-01-02-03
 REEDY, Frank (T)
 Baton Rouge, La., 1929
 REEVES, W. A. (Dobie) (HB)
 Lake Charles, La., 1928-29-30
 REHAGE, Steve (CB)
 Metairie, La., 1983-84-85-86
 REID, Alfred J. (Alf) (FB)
 Lake Charles, La., 1912-13-14-15
 REID, Eric (DB)
 Geismar, La., 2010-11-12
 All-SEC 2012; All-America 2012
 REID, Joseph (Joe) (C)
 Meridian, Miss., 1948-49-50
 REILY, Charles S. (T)
 Clinton, La., 1910-11-12
 RENFROE, John C. (Cherry) (HB)
 San Antonio, Texas, 1927
 RENFROE, John C. (QB)
 San Diego, Cal., 1929-30
 RENFROE, Olin (HB)
 Ft. Myers, Fla., 1956
 REYNOLDS, Gerald (Jerry) (LG)
 Baton Rouge, La., 1947-48
 REYNOLDS, M. C. (QB)
 Mansfield, La., 1955-56
 RHODES, H. J. (G)
 Vicksburg, Miss., 1900-01-02
 RICE, George (T)
 Baton Rouge, La., 1963-64-65
 All-SEC 1965; All-America 1965
 RICE, Nick (LB)
 Coppell, Texas, 2012

RICE, R. E. (Red) (C)
West Plains, Mo., 1915-16

RICE, Robert (T)
Lake Charles, La., 1962

RICH, Christopher J. (Chris) (OT)
San Antonio, Texas, 1976-77-78

RICHARDS, Bobby (T)
Oak Ridge, Tenn., 1960-61

RICHARDSON, Albert J., III (LB)
Baton Rouge, La., 1979-80-82
All-SEC 1980-83; All-America 1982

RICHARDSON, Lyman (FB)
Shreveport, La., 1940-41-42

RICHEY, Wade (PK)
Carencro, La., 1994-95-96-97

RICHMOND, Dilton (E)
Nacogdoches, Texas 1941-42-46

RICHTER, David (OG)
Opelousas, La., 1987

RICKS, Michael (LB)
Amite, La., 2006

RIDLEY, Stevan (FB/RB)
Natchez, Miss., 2008-09-10
All-SEC 2010

RILEY, Duke (LB)
Buras, La., 2013-14-15-16

RILEY, Perry (LB)
Ellenwood, Ga., 2006-07-08-09

RIAUDO, Martin (B)
New Roads, La., 1943

RIPPLE, Steve (LB)
Metairie, La., 1975-76-77

RISHER, Alan D. (QB)
Slidell, La., 1980-81-82
All-SEC 1982

RITTINER, Chris M. (SB)
New Orleans, La., 1976

RIVERO, V. Victor (HB-E)
Monterey, Mex., 1904

RIVERS, Stephen (QB)
Athens, Ala., 2012

ROANE, James A. (RG)
Vienna, La., 1893

ROBERT, Jeff (PK)
New Orleans, La., 1994

ROBERTS, Henry Lee (HB)
North Little Rock, Ark., 1958

ROBERTS, Marcus (DL)
Baton Rouge, La., 2016

ROBERTSON, Archie Ed (FB)
Plaquemine, La., 1896

ROBICHAUX, Al (T)
Taft, La., 1951-52-53

ROBICHAUX, Mike (E)
Raceland, La., 1965-66
All-SEC 1966

ROBINSON, Demetri (TE)
Lake City, Fla., 2002-03

ROBINSON, Dwight (DB)
Ponchatoula, La., 1961-62-63

ROBINSON, Johnny (HB)
Baton Rouge, La., 1957-58-59
All-SEC 1958

ROBINSON, Rashard (CB)
Pompano Beach, Fla., 2013

ROBINSON, Reggie (WR)
Shreveport, La., 1998-99-00-02

ROBISKIE, Terry (RB-TB)
Lucy, La., 1973-74-75-76
All-SEC 1976

ROCA, Juan (PK)
Metairie, La., 1972-73-74

RODDY, Caleb (TE)
Denham Springs, La., 2016

RODRIGUE, J. C. (Friday) (HB-FB)
Dubois, La., 1915-16

RODRIGUE, Ruffin, Sr. (C)
Thibodaux, La., 1962-63-64

RODRIGUE, Ruffin, Jr. (OG)
Thibodaux, La., 1986-87-88-89
All-SEC 1988

ROGER, Don (LB)
Garland, Texas, 1972-73-74

ROGERS, Pat (ILB)
Shreveport, La., 1993-94-95-96

ROGERS, Steve (TB-RB)
Ruston, La., 1972-73-74

ROHM, Charles (Pinky) (HB)
New Orleans, La., 1935-36-37
All-SEC 1937

ROMAIN, Richard (FL)
Gretna, La., 1973-74

ROMAN, Mark (FS)
New Iberia, La., 1996-97-98-99
All-SEC 1998

ROSHO, James (Jimmy) (HB)
Baton Rouge, La., 1949-50-51
All-SEC 1951

ROSS, George (LB)
Lake Charles, La., 1975

ROUSSELL, Terry (NG)
Lutcher, La., 1983

ROUSSOS, George (G)
Santa Ana, Cal., 1949-50

ROWAN, Elwyn (Rip) (FB)
Memphis, Tenn., 1944

ROYAL, Robert (F-B/TE)
New Orleans, La., 1998-99-00-01
All-SEC 2000

RUCKER, Jonathan (LB)
Ponchatoula, La., 2015-16

RUKAS, Justin (Touka) (T)
Gary, Ind., 1933-34-35
All-SEC 1934-35

RUSH, Gordy (DB)
Gretna, La., 1988-89-90

RUSSELL, JaMarcus (QB)
Mobile, Ala., 2004-05-06
All-SEC 2006
Manning Award 2006

RUSSELL, Randy (OT)
West Monroe, La., 1971-72

RUSSELL, Tony (G)
Tallulah, La., 1967-68-69

RUSSIAN, Alex (SNP)
Round Rock, Texas, 2008-11

RUTLAND, James (Pepper) (RB)
Baton Rouge, La., 1970-71-72

RUTLEDGE, D. H. (Don) (E)
Robeline, La., 1917

RYAN, Mike (DB)
Mooringssport, La., 1967

RYAN, Warren (Pat) (G-T)
New Orleans, La., 1908-09

RYDER, Robert (Red) (OT)
Alexandria, La., 1968-69

RYES, Jarvis (LB)
Loreauville, La., 2004

S

SAGE, John (T)
Houston, Texas, 1968-69-70
All-SEC 1970

SAIA, S. J. (LB)
Baton Rouge, La., 1975-76

ST. DIZIER, Roger V. (Blue) (E-G)
New Roads, La., 1916-17

ST. JULIEN, Ryan (DB)
St. Martinville, La., 2009-10

SALASSI, John R. (G)
French Settlement, La., 1894-95-96

SALE, Rob (OG/C)
Monroe, La. 2000-01-02

SANCHEZ, A. C. (G)
Santa Lucia, Cuba, 1914

SANCHO, Ron (OLB)
Avondale, La., 1985-86-87-88
All-SEC 1987-88

SANDERS, Al (Apple) (C)
Baton Rouge, La., 1945-56

SANDERS, Allen (FB)
Belle Chasse, La., 1994

SANDERS, James W. (C)
Franklin, La., 1895

SANDERS, Luke (LB)
West Monroe, La., 2005-06-07

SANDIFER, Dan (HB)
Shreveport, La., 1944-45-46-47

SANDOLPH, Jerwinick (DB)
Boutte, La., 2012

SANDRAS, Jules (T)
Westwego, La., 1956

SANFORD, James (Jim) (T)
Covington, La., 1951-52

SANFORD, Joseph H. (QB)
Baton Rouge, La., 1901

SAUCIER, Jeff (PK)
New Orleans, La., 1991

SAULSBERRY, Derrick (WR)
Thibodaux, La., 1986

SAVOIE, Nicky (TE)
Cut Off, La., 1995-96

SCAVO, Charles (LB)
Carbondale, Pa., 1988

SCHEXNAIDRE, Merle (FB)
Houma, La., 1958-59

SCHNEIDER, Edward D. (Pete) (LG)
Lake Providence, La., 1920

SCHNEIDER, Frederick H. (G)
Lake Providence, La., 1894-95-96

SCHNEIDER, F. H. (Teddy) (G)
Lake Providence, La., 1929-30

SCHOENBERGER, George C. (E)
Buras, La., 1893-96

SCHROLL, Bill (FB)
Alexandria, La., 1943-46-47-48

SCHROLL, Charles (C)
Alexandria, La., 1946

SCHWAB, Don (FB)
Thibodaux, La., 1963-64-65

SCHWALB, Gerald (Jerry) (G)
Baton Rouge, La., 1954-57

SCHWING, Ivan H. (QB)
Lake Charles, La., 1899-1900

SCOFIELD, Dale (QB)
River Ridge, La., 1992

SCOTT, Charles (RB)
Saline, La., 2006-07-08-09
All-SEC 2008

SCOTT, Edwin A. (Ned) (T-L)
Wilson, La., 1895-96-97

SCOTT, E. E. (C)
Kingston, La., 1893-94

SCOTT, Malcolm M. (TE)
New Orleans, La., 1979-80-81-82
All-SEC 1981

SCREEN, Pat (QB)
New Orleans, La., 1963-64-65

SCULLY, Don (G)
St. Petersburg, Fla., 1955-56

SEAGO, Ernest (Son) (FB)
Temple, Texas, 1933-34-35

SEAMSTER, Sammy (FB)
Minden, La., 1990-91-92

SEBASTIAN, James A. (HB-E)
Spring Ridge, La., 1901

SEIP, John J. (E)
Allentown, Pa., 1907-08-09-10

SESSIONS, Wayne (SE)
Springhill, La., 1965-66

SETTERS, Ross (OT)
Memphis, Mo., 1990-91-92-93

SHARP, Jermaine (TB)
Monroe, La., 1994

SHARP, Linden E. (C)
Baton Rouge, La., 1902

SHAW, Elton (G)
Kentwood, La., 1952

SHAW, Greg (OL)
Hialeah, Fla., 2010-11

SHEALY, Jeremy (DB)
Lafayette, La., 2002

SHEEHY, Billy (E)
Mobile, Ala., 1956

SHEPARD, Leigh (ST)
Rockdale, Texas, 1980

SHEPARD, Russell (QB/WR)
Houston, Texas, 2009-10-11-12

SHEPPARD, Kelvin (LB)
Stone Mountain, Ga., 2007-08-09-10
All-SEC 2010

SHERBURNE, Thomas L. (G)
Baton Rouge, La., 1897-98

SHIRER, Joe (HB)
New Orleans, La., 1950-51

SHOAF, James (Jim) (T)
Greensburg, Pa., 1948-49-50

SHOREY, Allen (TB)
Ruston, La., 1969-70-71

SHURTZ, Hubert (T)
Pinckneyville, Ill., 1946-47

SIBLEY, Llewellyn R. (Lew) (DE)
Longview, Texas, 1974-75-76-77
All-SEC 1976

SIGREST, Ed (E)
Bogalusa, La., 1944-45

SIMES, Ashford (HB)
Houston, Texas, 1938-39

SIMMONS, Charles (T)
Moss Point, Miss., 1962-64

SIMMONS, Kelly (FB)
Houston, Texas, 1975-76-77

SIMMONS, Ray (HB)
El Dorado, Ark., 1952

SIMNIGHT, Ronnie (DT/OT)
Ocean Springs, Miss., 1990-91-92-93

SIMON, Phillip (OT)
St. Martinville, La., 1991-92

SIMON, Tharold (DB)
Eunice, La., 2010-11-12

SKIDMORE, Claude (Skid) (QB)
Winchester, Tenn., 1931-32

SKIDMORE, Jim (Big Skid) (T)
Winchester, Tenn., 1930-31-32

SKINNER, Anthony (F-B)
Patterson, La., 1997

SLAUGHTER, William S. (E)
Port Hudson, La., 1894-95-96-97-98

SMALLING, Brad (OT)
West Monroe, La., 1999-00-01

SMEDES, William C (C)
Vicksburg, Miss., 1893-94

SMITH, Benny (Gunboat) (E)
Bossier City, La., 1919

SMITH, Billy (E)
Ruston, La., 1955-56-57

SMITH, Brandon (P)
Baton Rouge, La., 1998

SMITH, Charles, (LB)
New Orleans, La., 1996-97-98-99

SMITH, Charlie (C)
El Dorado, Ark., 1950-51

SMITH, Clarence I. (HB)
Albion, Mich., 1905-06-08

SMITH, David C. (SB)
Natchez, Miss., 1976

SMITH, DeSean (TE)
Lake Charles, La., 2013-14-15-16

SMITH, Eric (WR)
Vero Beach, Fla., 1994

SMITH, Glenn (TB)
New Orleans, La., 1967-68

SMITH, Guy (LE)
Marshall, Texas, 1952

SMITH, John Hugh (G)
Shreveport, La., 1936-37-38

SMITH, Lance (OT)
Kannapolis, N.C., 1981-82-83-84
All-SEC 1982-84; All-America 1984

SMITH, Oliver (CB)
New Orleans, La. 2000

SMITH, Robert (OL)
Bossier City, La., 2006-07

SMITH, Robert C. (OT)
Cleveland, Ohio, 1981

SMITH, Rollis (E)
Dubach, La., 1944

SMITH, Saivion (CB)
St. Petersburg, Fla., 2016

SMITH, Spencer L. (OG)
Baton Rouge, La., 1976-77-78

SMITH, Thielen (LB)
Metairie, La., 1973-74-75

SMITH, Tom (FB)
Alexandria, La., 1929-30-31

SMITH, Tommy (LB)
Brookhaven, Miss., 1970

SMITH, V. E. (Bob) (HB)
Albion, Mich., 1905-08

SMOOT, Raymond (OT)
Leesville, La., 1990-92

SMOTHERS, Jason (TE/OG)
Destrehan, La., 1991-94

SNYDER, John E. (Texas) (QB)
Georgetown, Texas, 1894-95

SNYDER, Rob (TE)
Cleveland, Ohio, 2015

SOARES, Fred (ILB)
Santa Ana, Cal., 1990

SOEFKER, Buddy (HB)
Memphis, Tenn., 1961-62-63

SOILEAU, Danny L. (FB)
Elton, La., 1977-78-79

SOWELL, Claude (HB)
Crowville, La., 1926

SPADONI, Jason (RB-LB)
Kenner, La., 2002-04-05-06

SPARACINO, Bryan (QB)
Denham Springs, La., 1996-97

SPEARS, Marcus (TE/DE)
Baton Rouge, La., 2001-02-03-04
All-America, 2004; All-SEC 2003-04

SPEARS, Marketh (ILB/FB)
Zachary, La., 1995-96-97-98

SPENCE, Ray (T)
Shreveport, La., 1956-57

SPENCER, Curtis (HB)
Grove, La., 1925

SPENCER, Floyd W. (E)
Grove, La., 1912-13

SPENCER, Fritz L. (C)
Grove, La., 1919-20-21

SPENCER, George B. (G)
Grove, La., 1911-13-14

SPENCER, Hugh Frank (T-G-C)
Grove, La., 1916-17

SPIERIER, Joseph (RB)
Covington, La., 1988

STAFFORD, David Grove (HB-FB)
Alexandria, La., 1919

STAGG, Jack (B)
Eunice, La., 1943-44

STAGGS, John (S)
Texas City, Texas, 1970-71-72

STAMPLEY, James (FB)
Baker, La., 2009-10-11

STANFORD, John T.
Baton Rouge, La., 1898-99

STANSBERRY, Allen (LB)
Baton Rouge, La., 1993-94-95-96

STANTON, Edward J. (OT)
Friendswood, Texas, 1977-78

STAPLES, Duncan P.
Alexandria, La., 1894-97

STAPLES, Jake (FB)
Calhoun, La., 1937-38-39

STARNS, Roman (OG)
Baton Rouge, La., 1994

STAUDINGER, Louis P. (QB)
New Orleans, La., 1904

STAYTON, William D. (Judge) (C)
Keatchie, La., 1903-04

STEELE, John E. (Pug) (T)
Yadkin Valley, N.C., 1921-23-24-25

STELL, J. H. (Jabbo) (HB)
Shreveport, La., 1937-38

STELLY, Brandon (TE/FB)
Opelousas, La., 1992-93-94

STELTZ, Craig (DB)
New Orleans, La., 2005-06-07
All-American 2007; All-SEC 2007

STELTZ, Kevin (FB)
New Orleans, La., 2003-04-05

STEPHENS, Harold (LB)
Baton Rouge, La., 1966-67-68

STEPTEAU, Mike (CB)
San Antonio, Texas, 1992

STEVENS, Ed (HB-QB)
Picayune, Miss., 1930-31

STEVENS, Norman G. (Steve) (HB)
Picayune, Miss., 1922-23-24-25

STEVENS, Norman (QB)
Picayune, Miss., 1950-51-52

STEVENSON, Mario (DB)
Memphis, Tenn.

STEWART, Carnell (OT)
River Ridge, La., 2006-07

STEWART, Marvin (Moose) (C)
Picayune, Miss., 1934-35-36
All-SEC 1936; All-America 1935-36

STINSON, Don (HB)
Shreveport, La., 1954-55

STOBER, Bill (E)
Rockford, Ohio, 1967-68-69

STOKES, Logan (TE)
Muscle Shoals, Ala., 2013-14

STOKLEY, Nelson (QB)
Crowley, La., 1965-66-67

STONECIPHER, Wade (E)
Haynesville, La., 1939

STOVALL, Hefley H. (Hank) (QB)
Dodson, La., 1927-28

STOVALL, Jerry (HB)
West Monroe, La., 1960-61-62
All-SEC 1961-62; All-America 1962

STOVALL, Lloyd J. (C)
Dodson, La., 1932-33-34

STOVALL, Robert L. (Strauss) (C)
Dodson, La., 1906-07-08-09

STOVALL, Rowson R. (HB)
Dodson, La., 1907-08-09

STRANGE, Charles (Bo) (T)
Baton Rouge, La., 1958-59-60
All-SEC 1958-59-60

STRANGE, Clarence (Pop) (T)
El Dorado, Ark., 1935-36

STRANGE, David (G)
Baton Rouge, La., 1963-64-65

STREETE, Jon (LB)
Lake Charles, La., 1974-75-76
All-SEC 1976

STREETE, Steve (OG-OT)
Lake Charles, La., 1971-72

STRICKLAND, Tom (OT)
Houston, Texas, 1972-73

STRINGFIELD, Cliff (QB)
Bogalusa, La., 1951-52-53

STROTHER, Howard (T)
Baton Rouge, La., 1945-48

STROUP, Andy (WR)
LaPlace, La., 1999

STUART, Charles (OT)
Sterlington, La., 1969-70-71

STUART, Roy J. (OG)
Jackson, Miss., 1974-75-76

STUMPH, John C. (Shorty) (G)
New Orleans, La., 1926

STUPKA, Frank (T)
Bogalusa, La., 1934-35

STUPKA, Mike (G)
Bogalusa, La., 1958-59

SUAREZ, Pedro (PK)
Hialeah, Fla., 1989-90-91-92

SULLIVAN, Stephen (WR)
Donaldsonville, La., 2016

SULLIVAN, Trey (DB)
Donaldsonville, La., 2014

SULLIVAN, Walter (Sully) (HB)
Hazelhurst, Miss., 1932-33-34

SURTAIN, Brandon (DB)
Baton Rouge, La., 2016

SUTTON, Mike (DE)
New Orleans, La., 1996-97

SWAN, Roovelroe (OLB)
Shreveport, La., 1990-91-92

SWANSON, A. E. (Nip) (E-T)
Quitman, La., 1926-27-28

SWANSON, Arthur L. (Red) (G-FB-T)
Quitman, La., 1923-24-25

SYKES, Gene (E)
Covington, La., 1960-61-62

T

TABER, Casey (QB/WR/F-B)
Schulenburg, Texas, 1995-96-97

TALBOT, Edward L. (HB)
Napoleonville, La., 1912

TALLEY, Jim (C)
Houston, Texas, 1941-42

TARASOVIC, George (C)
Bridgeport, Conn., 1951
All-SEC 1951; All-America 1951

TAYLOR, Brandon (DB)
Franklinton, La., 2008-09-10-11

TAYLOR, Curtis (DB)
Franklinton, La., 2005-06-07-08

TAYLOR, Jhryrn (WR)
Franklinton, La., 2009

TAYLOR, Jimmy (FB)
Baton Rouge, La., 1956-57
All-SEC 1957; All-America 1957

TAYLOR, Jimmy (CB)
Shreveport, La., 1994

TEAL, Willie, Jr. (CB)
Texarkana, Texas, 1976-77-78-79
All-SEC 1978-79

TEUHEMA, Maea (OL)
Keller, Texas, 2015-16

TEUHEMA, Stone (DL)
Keller, Texas, 2014

TEXADA, James C. (G-T)
Alexandria, La., 1906

THIBODEAUX, Chester B. (Benji) (DT)
Rayne, La., 1977-78-79-80
All-SEC 1979

THIBODEAUX, Robert (DT)
River Ridge, La., 1992-93

THOMAS, Arthur J. (Tommy) (G)
Baton Rouge, La., 1908-09-10-11

THOMAS, Alvin J. (CB)
Donaldsonville, La., 1979-80-81-82

THOMAS, Dwayne (DB)
New Orleans, La., 2013-14-15-16

THOMAS, Henry (DT)
Houston, Texas, 1983-84-85-86
All-SEC 1986

THOMAS, Lionel (FS/SS)
Opelousas, La., 1998-99-00-01

THOMAS, Quentin (DT)
Breaux Bridge, La., 2013-14-15

THOMAS, Stanley (DT)
Marshall, Texas, 1990-91

THOMASON, Bill (LB)
Sulphur, La., 1967-68-69

THOMASSIE, Ryan (OG)
Galliano, La., 1995-96-97-98

THOMPSON, Corey (DB)
Missouri City, Texas, 2012-13-15

THOMPSON, Kyle (DB)
Monroe, La., 2002

THOMPSON, Leon (TE)
Shreveport, La., 1973

THOMPSON, Steve (FB)
Winnsboro, La., 1956

THORNALL, Bill (C)
Metechin, N.J., 1942

THORNTON, Sam B. (T-G)
Pitkin, La., 1922-23

THYMES, Derrick (WR)
Maringouin, La., 1994

TILLY, L. R. (E)
St. Martinville, La., 1909

TINSLEY, Gaynell (Gus) (E)
Homer, La., 1934-35-36
All-SEC 1935-36; All-America 1935-36

TINSLEY, Jess D. (T)
Haynesville, La., 1926-27-28

TISDALE, Charles H. (HB)
New Orleans, La., 1893

TITTLE, Billy (Mgr.)
New Orleans, La., 1976

TITTLE, Y. A. (QB-HB)
Marshall, Texas, 1944-45-46-47
All-SEC 1946-47

TOCZYLOSKI, Edward (QB) 1940

TOEFIELD, LaBrandon (TB)
Independence, La. 2000-01-02
All-SEC 2001

TOLBERT, Tyke (WR)
Conroe, Texas, 1988-90

TOLER, Jack
Baker, La., 1943-44

TOLIVER, Kevin (DB)
Jacksonville, Fla., 2015-16

TOLIVER, Terrence (WR)
Houston, Texas, 2007-08-09-10

TOLLIVER, Chris (WR)
Rayville, La., 2010

TOMLINSON, Todd (P)
Miami, Fla., 1986

TOMS, Randy (TE)
Hodge, La., 1969-70

TOOMER, Robert (FB/TB)
Sylvester, Ga., 1992-93-94-95

TORRANCE, Jack (Baby Jack) (G-T-C)
Oak Grove La., 1931-32-33
All-SEC 1933

TOTH, Zollie (FB)
Pocahontas, Va., 1945-47-48-49
All-SEC 1949

TOWNSEND, Cody (OL)
Marrero, La., 2015

TRAPANI, Felix (G)
Donaldsonville, La., 1943-45
All-SEC 1945

TRICHE, Phillip J. (LB)
Metairie, La., 1975-76-77

TRICHEL, Walter S. (FB)
Natchitoches, La., 1893

TRIMBLE, Carl Otis (QB-SB)
Tallulah, La., 1974-75-76

TROSCLAIR, Milton (T)
Thibodaux, La., 1962-63-64

TRUAX, Bill (E)
New Orleans, La., 1961-62-63
All-SEC 1963; All-America 1963

TRUAX, Chris (OG)
Richardson, Texas, 1988-89-90-91

TUCKER, Tim (NG)
Meraux, La., 1987

TULLIER, Damien (DT)
New Orleans, La., 1996

TULLOS, Earl R. (T)
Bogalusa, La., 1943-44-45-46

TULLY, Thomas N. (OG)
Baton Rouge, La., 1979-80-81

TUMINELLO, Joe (E)
Brookhaven, Miss., 1952-53-54-55
All-SEC 1954-55

TURNER, J. Michael (Mike) (LB-OG)
Shreveport, La., 1978-79-80-82

TURNER, Jim (G)
Baton Rouge, La., 1962-63

TURNER, Lionel (LB)
Walker, La., 2002-03-04

TURNER, Nathan (DT)
Farmerville, La., 1998

TURNER, Tom (DT/OT)
Bastrop, La., 1992-93-94-95

TURNER, Trai (OG)

New Orleans, La., 2012-13

TURNER, Win (QB)
Baton Rouge, La., 1953-54-56-57

TWILLIE, Troy (CB)
Slidell, La., 1994-95-97

TYLER, Herb (QB)
New Orleans, La., 1995-96-97-98

TYLER, Robert (FB)
Cleveland, Miss., 1996-97

U

UNDERWOOD, Jason (C)
Baton Rouge, La., 1999

UPCHURCH, Tony (FB)
Pearland, Texas, 2015

V

VAIRIN, Kenny (E)
New Orleans, La., 1963-64

VALENTINE, Leonard (QB)
Marrero, La., 1987

VALENTINE, Miles S. (OG)
Ft. Walton Beach, Fla., 1979

VALENTINE, Travonte (NT)
Hialeah, Fla., 2016

VALENTINO, Eric (OLB/DT)
Houston, Texas, 1992-93-94-95

VAN BUREN, Ebert (HB)
Metairie, La., 1948-49-50

VAN BUREN, Steve (HB)
New Orleans, La., 1941-42-43
All-SEC 1943

VASTOLA, Tony (DB)
River Ridge, La. 2000

VAUGHN, Cameron (LB)
Terrytown, La., 2002-03-04-05

VENABLE, Jack
Covington, La., 1943

VENABLE, John
Camden, Ark., 1951

VENTRESS, Nigel (OLB)
Port Arthur, Texas, 1989

VERNON, Benton R. (C)
Ruston, La., 1923-24-25

VICKERS, Donald G. (C)
Greenwell Springs, La., 1979

VINCENT, Justin (RB)
Lake Charles, La., 2003-04-05-06

VINCENT, Mike (LB)
Sulphur, La., 1963-64-65
All-SEC 1964

VINEYARD, Hershah (Sleepy) (G)
Albertville, Ala., 1926-27

VINSON, Ronnie (DB)
New Orleans, La., 2011

VIRGETS, Warren (E)
Baton Rouge, La., 1950-51

VOORHIES, Devin (DB)
Woodville, Miss., 2014-15-16

VOSS, Harold (T)
Baton Rouge, La., 1948-49-50

W

WADDILL, George D.
Baton Rouge, La., 1894

WAGNER, James, Jr. (PK)
New Orleans, La., 1981

WALDEN, Henry E. (E)
Marksville, La., 1913-14

WALE, Corey (FB)
Kentwood, La., 1998

WALET, P. H. (HB)
New Iberia, La., 1911

WALKER, Delmar (Del) (TB)
Baton Rouge, La., 1969-70-71

WALKER, Denard (CB)
Garland, Texas, 1993-94-95-96

WALKER, Jack (HB)
Houma, La., 1936

WALKER, R. F. (Foots) (G-T)
Dodson, La., 1913-16

WALKER, Reggie (LB)
New Orleans, La., 1989-90-91

WALKUP, David (ILB)
The Woodlands, Texas, 1989-90-91-92

WALL, Benjamin B. (HB)
Alexandria, La., 1898-99

WALLACE, Abraham (DB)
Baton Rouge, La., 2016

WALLIS, Lionel J. (SE)
Houma, La., 1977-78-79-80

WALSH, Ewell (G)
Tempe, Ariz., 1949-50

WALTON, R. H. (Tough) (T-G)
Albermarle, La., 1914-15

WARD, Steve (FB)
Baton Rouge, La., 1960-61-62

WARE, Spencer (RB)
Cincinnati, Ohio, 2010-11-12

WARMBROD, James (C)
Belvidere, Tenn., 1936-37

WARNER, Ambrose D. (HB)
Robert, La., 1922-23-25

WASHINGTON, Brandon (DT)

Tuscaloosa, Ala., 2002-03-04-05

WASHINGTON, Evan (OL)
DeSoto, Texas, 2013-14

WASHINGTON, Isaiah (DE)
New Orleans, La., 2015

WASHINGTON, Ricardo (TE/ILB)
Bogalusa, La., 1990-91-92-93

WASHINGTON, Tim (DE)
Sugar Land, Texas, 2005

WATERMEIER, Chris (SNP)
Metairie, La., 1992-93

WATKINS, Slip (TB/FL)
Ft. Lauderdale, Fla., 1988-89

WATSON, A. Scott (S)
Pensacola, Fla., 1979-82

WATSON, John E. (OG)
Bossier City, La., 1977-78-79-80

WEATHERSBY, Toby (OL)
Houston, Texas, 2015-16

WEATHERSBY, Robert B. (Bob) (OT)
Athens, Ga., 1980-82

WEAVER, A. V. (Tubbo) (T)
Natchitoches, La., 1924

WEAVER, Odell (HB)
Homer, La., 1940-41

WEAVER, Otto L. (E)
Natchitoches, La., 1924-25

WEBB, Charles (E)
McComb, Miss., 1943-44
All-SEC 1943

WEBB, Kendall (DT)
Metairie, La., 1992

WEBER, S. R. (Chink) (E)
Baton Rouge, La., 1924

WEBSTER, Corey (WR/CB)
Vacherie, La., 2001-02-03-04
All-America 2003-04; All-SEC 2002-03-04

WEBSTER, Rene J.
Jeanerette, La., 1894

WEIL, Edgar E. (FB)
Alexandria, La., 1905-06

WEIMAR, John
Baton Rouge, La., 1943

WEINSTEIN, John (DT)
Opelousas, La., 1970

WELKER, Jimmy (DB)
Tarzana, Calif., 2007

WELLS, Sean (OT)
Jenks, Okla., 1993-94-95-96

WELTER, D.J. (LB)
Crowley, La., 2013-14

WESLEY, Joseph (LB)
Brookhaven, Miss., 1995-96-97-98

WEST, Billy (FB)
Natchitoches, La., 1949-50-51

WEST, Brian (DE)
West Monroe, La., 2003-04

WEST, Jim (SB)
Bossier City, La., 1967-68-69

WEST, Kerry L. (OT)
Pineville, La., 1979-80

WESTBROOK, John T. (E)
Baton Rouge, La., 1894-95-96-97

WHARTON, Scott (NG)
Baton Rouge, La., 1988-89-90-91

WHITE, Chad (DB)
Hammond, La., 2001-03

WHITE, Clifton (SS)
Hahnville, La., 1997

WHITE, Corey (OLB/DE)
Shreveport, La., 1990-91-92-93

WHITE, Devin (LB)
Springhill, La., 2016

WHITE, James R. (TE)
Rayville, La., 1981-84

WHITE, Lyman D., Jr. (DE)
Franklin, La., 1977-78-79-80
All-SEC 1978-79-80

WHITE, Tre'Davious (CB)
Shreveport, La., 2013-14-15-16
All-SEC 2016; All-America 2016

WHITFILL, Steve (DE-LB)
Dallas, Texas, 1973-74

WHITLATCH, Blake (LB)
Baton Rouge, La., 1975-76-77

WHITLEY, John (Jay) (C)
Baton Rouge, La., 1976-77-78
All-SEC 1978

WHITMAN, Ralph (T)
Jennings, La., 1938-39

WHITTY, Marcus (TE)
Houston, Texas, 2002

WHITWORTH, Andrew (OT)
Monroe, La., 2002-03-04-05
All-SEC, 2004-05

WHYTE, Vernon
Tyler, Texas, 1943

WIBEL, Garret (OL)
Metairie, La., 2006

WICKERSHAM, Jeff (QB)
Merritt Island, Fla., 1983-84-85

WILBANKS, T. E. (HB)
Shreveport, La., 1917

WILEY, Samuel (Chuck) (DT)
Baton Rouge, La., 1994-95-96-97
All-SEC 1995-96-97

WILKERSON, Ben (C)
Hemphill, Texas, 2001-02-03-04

All-America, 2004; All-SEC 2003-04
Rimington Award 2004

WILKINS, Ray (HB)
Homer, La., 1960-61-62

WILLIAMS, Anthony (ILB/TE)
Monroe, La., 1989-90-91-92

WILLIAMS, Armand (WR)
Slidell, La., 2013

WILLIAMS, Bobby (LB/OLB)
Ruston, La., 1991-92-93-94

WILLIAMS, Chris A. (CB)
Tioga, La., 1977-78-79-80
All-SEC 1978-80

WILLIAMS, Darrel (RB)
New Orleans, La., 2014-15-16

WILLIAMS, Darrell (FB/TE)
Hempstead, Texas, 1988-90-91

WILLIAMS, Germaine (FB)
Donaldsonville, La., 1990-91-92-93

WILLIAMS, Harvey (TB)
Hempstead, Texas, 1986-87-89-90
All-SEC 1990

WILLIAMS, Henry L. (E)
Baton Rouge, La., 1906

WILLIAMS, John (WR)
Breaux Bridge, La., 2009

WILLIAMS, Keiland (RB)
Lafayette, La., 2006-07-08-09

WILLIAMS, Kyle (DT)
Ruston, La., 2003-04-05
All-SEC 2005; All-America 2005

WILLIAMS, Lawrence (LB)
Lake Charles, La., 1980-81-82

WILLIAMS, Lee (ILB)
Monroe, La., 1992

WILLIAMS, Louis (OT)
Ft. Walton Beach, Fla., 1997-98-99-00

WILLIAMS, Mike (CB)
Covington, La., 1972-73-74
All-SEC 1973-74; All-America 1974

WILLIAMS, Roger (WR)
Bay St. Louis, Miss. 2000

WILLIAMS, T. Demetri (DT)
Plaquemine, La., 1978-79-80

WILLIAMS, Tabari (RB)
Hiram, Ga., 2012

WILLIAMS, Theo (DE/OLB)
Marrero, La., 1996-97-98

WILLIAMS, Torran (DT)
Miami, Fla., 2002-03

WILLIAMS, Wayne (WR/CB)
Brazoria, Texas, 1988-89-90-91

WILLIAMS, Willie (TE)
Houston, Texas, 1987-88-89

WILLIAMS, Wylin (FL)
New Orleans, La., 1994

WILLIAMSON, Charles (Chuck) (TE)
Baton Rouge, La., 1971-72

WILLIFORD, Josh (OG)
Dothan, Ala., 2010-11-12-13

WILLIS, Ryan (DE)
New Orleans, La., 2004-05-06

WILSON, Barry (C)
New Orleans, La., 1965-66-67
All-SEC 1967

WILSON, Karl (DT)
Baton Rouge, La., 1983-84-85-86
All-SEC 1985-86

WILSON, N. A. (Fatz) (G)
Shreveport, La., 1926-27-28

WILSON, Roy (E-G)
Bossier City, La., 1930-31-32

WILSON, Sheddric (WR)
Thomasville, Ga., 1992-93-94-95
All-SEC 1995

WIMBERLY, Abner (E)
Oak Ridge, La., 1943-46-47-48

WINDOM, Calvin (TB)
Orlando, Fla., 1988-89-90

WINEY, Brandon (OT)
Lake Charles, La., 1998-99-00

WING, Brad (P)
Melbourne, Australia, 2011-12
All-SEC 2011; All-America 2011

WINKLER, Joe (S)
New Orleans, La., 1971-72-73

WINSTON, Roy (Moonie) (G)
Baton Rouge, La., 1959-60-61
All-SEC 1961; All-America 1961

WINTLE, James V. (Wee Willie) (QB-HB)
Leesville, La., 1921-22

WITTEN, Jeremy (P)
Louisville, Ky., 1997-98-99

WOLF, Sidney K. (Izzy) (HB)
Baton Rouge, La., 1920

WOOD, John (DE)
Lake Charles, La., 1970-71-72
All-SEC 1972

WOOD, John (E)
Lake City, Fla., 1954-55-56

WOODARD, Risdon E. (Red) (T)
Dubberly, La., 1919-20-22

WOODLEY, David E. (QB)
Shreveport, La., 1977-78-79

WOODS, Al (DT)
Elton, La., 2006-07-08-09

WOODS, Damien (CB)
Slidell, La., 1998-99

WORKMAN, Marc (SNP)

Shreveport, La., 1994

WORKMAN, Tori (DT)
Winston-Salem, N.C., 1992-93

WORLEY, Mitch (LB-P)
Dallas, Texas, 1966

WORLEY, Wren (G)
El Dorado, Ark., 1946-47-48
All-SEC 1946

WRIGHT, Andrew (TE)
Lake Charles, La., 2006

WRIGHT, James (WR)
Belle Chasse, La., 2010-11-12-13

WRIGHT, Mike (RT)
Sulphur, La., 1968-69-70

WROTEN, Claude (DT)
Bastrop, La., 2004-05
All-America 2005; All-SEC 2005

WYATT, Bryce (DE)
Lake Charles, La., 2001-02-03

WYNN, Bob (OL)
New Orleans, La., 1999

Y

YATES, Bertis (Bert) (FB)
Haynesville, La., 1932-33-34

YATES, Jesse (E)
N. Little Rock, Ark., 1949-50-51

YEAGER, Rudy (T)
Philadelphia, Pa., 1951

YEARBY, Ronnie (OL)
Columbia, La., 1984

YOKUBAITS, Mark (LB)
Houston, Texas, 1972

YORK, Wendell (SNP)
Baton Rouge, La., 1999-01-02

YOUNG, Charles G. (T-G)
Homer, La., 1893-94

YOUNG, Jerry (G)
Lafayette, La., 1962-63

YOUNG, Jimmy (CB)
San Antonio, Texas, 1987-88-89

YOUNG, John (C)
Ruston, La., 1999-01-02

YOUNG, Rodney (S/CB)
Grambling, La., 1991-92-93-94

YOUNGBLOOD, Tommy (DE)
Shreveport, La., 1967-68

Z

ZAUBRECHER, Godfrey (C)
Crowley, La., 1967-68-69
All-SEC 1968-69

ZEHYOUE, Anthony (DL)
Liberia, 2007

ZENON, Jonathan (DB)
Breaux Bridge, La., 2005-06-07

ZERINGUE, Brian (FB)
Raceland, La., 1973

ZICK, Francis (T)
Phillipsburg, N.J., 1941-42

ZIEGLER, Paul (G)
Crowley, La., 1954-55-56
All-SEC 1956

ZIMMERMANN, P.J. (SNP)
New Orleans, La., 2006

ZINGER, Keith (TE)
Leesville, La., 2003-04-05-07

Bold - Player on 2017 Roster

"DEATH VALLEY IS THE POUND-FOR-POUND KING OF NOISE IN COLLEGE FOOTBALL."

- Bruce Feldman, FoxSports.com



TIGER STADIUM



BY THE NUMBERS

73-12

Home record since 2005

413-149-18

All-time record (.703)

326-106-13

All-time night record (.747)

54-6

Saturday night record since 2005

35-0

Record in non-conference home games since 2005

47

Consecutive home wins over non-conference teams dating back to 2001

51

Years ranked in the top 10 in national attendance

94th

Year of LSU Football in Tiger Stadium dating back to 1924

14

Undefeated home seasons

105

Times the crowd has exceeded 90,000 for a game

1,500

Old dorm rooms below the east and west stands

79-10

Saturday night record since 2000

11

Trips by the ESPN "College GameDay" crew

102,321

Stadium capacity and largest attendance set seven times since 2014

22

School-record home winning streak from Oct. 24, 2009 to Oct. 13, 2012

THE FACTS

Year Built: 1924

Capacity: 102,321

Largest Crowd: 102,321 (seven times since 2014)

First Game: vs. Tulane, 11/25/24

First Night Game: vs. Spring Hill, 10/3/31

NATIONAL STADIUM CAPACITIES

1. Michigan	Michigan	109,901
2. Penn State	Beaver	106,572
3. Texas A&M	Kyle Field	106,512
4. Ohio State	Ohio	104,944
5. Tennessee	Neyland	102,455
6. LSU	Tiger	102,321
7. Alabama	Bryant-Denny	101,821
8. Texas	Texas Memorial	100,119
9. USC	LA Coliseum	93,607
10. Georgia	Sanford	92,746

GO ONLINE: LSUsports.net/360




LSU

190

2017 FOOTBALL MEDIA GUIDE

THE PRESERVATION OF TIGER STADIUM

In August 2010, the LSU Athletic Department and the Tiger Athletic Foundation launched a campaign to preserve and restore the look of Tiger Stadium. The highly-successful campaign has enhanced the atmosphere in and around the iconic venue. With the expansion of the South End Zone in 2014, Tiger Stadium's capacity is 102,321. All of the projects were privately funded by TAF.



WEST & NORTH STADIUM PLAZAS

Prior to the start of the 2012 season, construction was completed on the first part of the west side plaza that included new gates, All-American and Hall of Fame plazas and the National Championship plaza that showcases the past, present and future of LSU football. Construction on the north plaza of Tiger Stadium was completed prior to the 2013 season. This update maintains the great look and feel of Tiger Stadium while preserving the facility in a way that allows it to continue to function for years to come.



TIGER STADIUM WINDOWS

On Nov. 1, 2012, all 428 windows on the North side of Tiger Stadium were replaced, marking the initial phase in the Preservation of Death Valley. The 300 remaining windows on the east and west sides of Tiger Stadium were also sponsored and replaced after the 2013 season. The new windows restore the original look of the stadium on the outside and provide interior protection from the elements.



SOUTH END ZONE PROJECT

The south end zone expansion was completed before the 2014 season. The expansion included 66 suites, approximately 3,000 club seats and 1,400 general public seats above the south end zone bowl. The addition also features two HD corner scoreboards that are among the best in the SEC.



BRIGHT LIGHTS

A state-of-the-art lighting system was installed prior to the 2012 season that turns the upper archways of the north end of the stadium purple and gold and lights the iconic "LSU" on the stadium's north scoreboard. The visually outstanding system perpetuates the legend of the stadium's night games. Following an LSU win, the north end of the stadium lights up in "victory gold."



Hearing those words from public address announcer Dan Borne' as the Tigers enter the stadium brings chills to even the casual LSU football fan and sends shivers to those on the opposing sideline. On football gamedays, Tiger Stadium becomes the fifth largest city in the state of Louisiana as over 100,000 fans pack the cathedral of college football to watch the Tigers play.

For LSU fans, there's nothing better than spending a night in Tiger Stadium. LSU home football games are events talked about year-round, and happenings in Tiger Stadium are passed down from generation to generation.

For opponents, however, it's another story, as Tiger Stadium is an intimidating venue that has been called one of the most dreaded road playing sites in all of college football. Seating over 100,000 fans and nicknamed "Death Valley," poll after poll has proclaimed Tiger Stadium as one of the greatest sites anywhere for a football game -- college or professional.

No Place Like Home

LSU enters the 2017 season having won 73 of its 85 games in Tiger Stadium over the past 12 seasons. That stretch that dates back to the start of the 2005 season and includes wins over 21 Top 25 teams. The Tigers shattered the school record for consecutive home victories with 22 from Oct. 24, 2009, to Oct. 13, 2012.

LSU is 103-17 at home since the 2000 season -- including perfect home records of 7-0 in 2004, 8-0 in 2006, 7-0 in 2010, 6-0 in 2011 and 7-0 in 2013. Only four times since 2000 have the Tigers lost more than one home game.

LSU in 2016 posted a home win over No. 23 Ole Miss and played top-ranked Alabama before a sell-out crowd of 102,321.

The Tigers in 2015 posted victories before three sell-out home crowds in excess of 102,000, including wins over

18th-ranked Auburn and eighth-ranked Florida.

The 2015 home schedule was marked by a pair of unusual occurrences. The season opener versus McNeese State was stopped in the first quarter due to severe lightning and eventually canceled when the lightning persisted throughout the evening. And, LSU in 2015 held an impromptu home game against South Carolina in Tiger Stadium after severe flooding in Columbia, S.C., the week prior to the game forced the contest to be moved to Baton Rouge.

The 2014 season featured the opening of the South End Zone Expansion, increasing Tiger Stadium's seating capacity to 102,321. LSU averaged a school-record 101,723 fans for seven home games, recording sold-out attendance figures of 102,321 for its home games against Mississippi State, Ole Miss and Alabama.

LSU in 2013 was undefeated (7-0) at home for the fourth time in nine seasons. The home schedule was highlighted by wins over No. 17 Florida and No. 9 Texas A&M.

The 2012 season saw the Tigers shatter the school total attendance record, packing in a combined 741,005 fans for eight games. The Tigers knocked off third-ranked South Carolina, 23-21, with a spectacular fourth quarter on October 13 in front of 92,734. The win was LSU's 22nd consecutive home triumph, representing a school record.



One of the most anticipated game in Tiger Stadium history occurred on November 3, 2012, against top-ranked Alabama.

After weeks of buildup, a then school-record 93,374 fans and nearly 1,000 credentialed media saw the Tide escape with a 21-17 victory. However, the atmosphere that evening left an indelible image for many. ESPN personality

Scott Van Pelt, attending his first LSU home game, said this two days later on his radio show: "There is nothing I would put ahead of that, that I've ever seen in any sport. When you're there, you don't want to miss anything."

Fans and media came from across the globe to attend the event. Alex Ferguson of Sky Sports UK wrote, "This has been one of the greatest experiences of my life, and any self-respecting sports fan has to go to a game in Tiger Stadium."

In 2011, the Tigers capped a perfect 12-0 regular season with a 41-17 victory over No. 3 Arkansas. An attendance of 93,108 -- at the time the third-largest in the stadium's history -- watched LSU erase a 14-0 deficit by outscoring the Razorbacks 41-3 the rest of the way. In six home games during its SEC Championship run, LSU outscored its opponents by a combined score of 253-57. It was



"DRACULA AND LSU FOOTBALL ARE AT THEIR BEST AFTER THE SUN GOES DOWN."

-Beano Cook, ESPN

the first time since the 1958-59 seasons that the Tigers posted consecutive undefeated seasons at home.

LSU averaged over 92,000 fans for the seventh straight year in 2011, as a then school-record average of 92,868 spectators piled into Tiger Stadium to see the Tigers play. The mark shattered the previous single-season average attendance mark set during the 2010 campaign with 92,718 fans per contest.

On November 8, 2008, LSU eclipsed the 93,000-fan mark for the first time in school history when 93,039 spectators welcomed back former coach Nick Saban and top-ranked Alabama. LSU fell to the Crimson Tide, 27-21 in overtime, in what was then the most to ever see a game in Tiger Stadium. That mark was surpassed in 2009 when once again the nation's top-ranked team, the Florida Gators, played under the lights on October 10. A then school-record 93,129 fans watched Florida defeat LSU, 13-3.

The Tigers posted a 6-1 home mark during their 2007 national championship season, including a thrilling 28-24 victory on October 6 over Florida that was played before a crowd of 92,910 and a national primetime audience on CBS. Legendary CBS Sports announcer

Verne Lundquist to this day says it is the loudest he has ever heard a stadium during a broadcast.

The 2005 season saw Tiger Stadium play host to its first Monday night game as LSU dropped an overtime thriller to Tennessee after the game was postponed two days due to Hurricane Rita. The LSU-Tennessee contest was the most-watched college football game in the history of ESPN2 as 2.77 million homes tuned in.

Due to the devastation to New Orleans and the Louisiana Superdome by Hurricane Katrina, Tiger Stadium served as the playing site for four New Orleans Saints games in 2005, as well as hosting the Tulane-Southeastern Louisiana contest. In all, 11 games (seven NCAA and four NFL) were played in Tiger Stadium during the 2005 season.

Part of the lore of Tiger Stadium is the tradition of playing games at night, an idea that was introduced in 1931 against Spring Hill (a 35-0 LSU victory). Since that first night game in 1931, LSU has played the majority of its games at night and the Tigers have fared better under the lights than during the day. Since 1960, LSU is 245-65-4 (.787) at night in Tiger Stadium compared to a 31-27-3 (.533)

record during the day over that span. Since 2000, LSU is 79-10 in night games in Death Valley.

CBSSports.com's Dennis Dodd wrote in October 2009 of LSU's fabled night history, "It has turned the knees of All-Americans to goo. It has caused coaches to lose their coaching minds. It only happens at a special space at a special time. LSU can be up, LSU can be down, but LSU's best weapon remains ... sunset."

LSU has averaged 78,807 spectators for its 383 contests in Tiger Stadium since the NCAA began compiling official attendance figures in 1957. Since the start of the NCAA's attendance compilations, LSU has finished in the nation's top 10 in average attendance in 53 of the past 60 seasons. The Tigers have drawn 30,182,950 fans since 1957. LSU passed the 30,000,000-mark in all-time attendance in 2016.

Tiger Stadium first opened its gates to fans in the fall of 1924 as LSU hosted Tulane in the season finale. Beginning with that first game in Tiger Stadium, LSU has posted a 413-149-18 (.703) mark in Death Valley. LSU's overall home record since the start of football in 1893 is 496-169-20 (.739).



Tiger Stadium



Testimonials

Tiger Stadium tradition and lore has seen its share of national publicity as one of the most talked about venues in all of sports.

In 1998, Sport Magazine named Tiger Stadium “the most feared road playing site in America,” and in 1996, ESPN named LSU’s pre-game party the best in all of America. Those surveys supported the previous polls by Gannett News Service in 1995, The Sporting News in 1989 and the College Football Association in 1987, that depict Tiger Stadium as the most difficult place for a visiting team to play.

Sports Illustrated’s Rick Reilly, in a column comparing college football to professional football, penned that “College football is LSU’s Tiger Stadium at night.” ESPN’s Chris Fowler called LSU his favorite gameday experience in the Sports Illustrated’s On Campus issue in 2003.

In 2002, after a 33-10 non-conference win over Miami (Ohio), UM coach Terry Hoepfner said of Tiger Stadium, “that’s as exciting an environment as you can have. I thought the crowd was a factor for us because we had communication problems we haven’t had at Michigan and Ohio State.”

After a victory before a national television audience on ESPN in 2001, ESPN sideline reporter Adrian Karsten said, “Death Valley in Baton Rouge is the loudest stadium I’ve ever been in. There are very few stadiums in America worth a touchdown, but the Bayou Bengals certainly have that advantage in Tiger Stadium.”

In 2007, the acclaim continued when The Bleacher Report ranked “Death Valley” as the third toughest venue in the world to play in. LSU’s

run to a national title and record crowds led ESPN.com to proclaim Tiger Stadium as “The Scariest Place to Play in America” for an opposing team in a list of stadium rankings.


Wright Thompson of ESPN.com wrote in 2008, “It was electric. When Death Valley is rocking, it seems as if it might actually take flight. On Saturday, I went back to Baton Rouge to see Alabama barely beat LSU, and was, once again, reminded that Tiger Stadium is the best place in the world to watch a sporting event.”

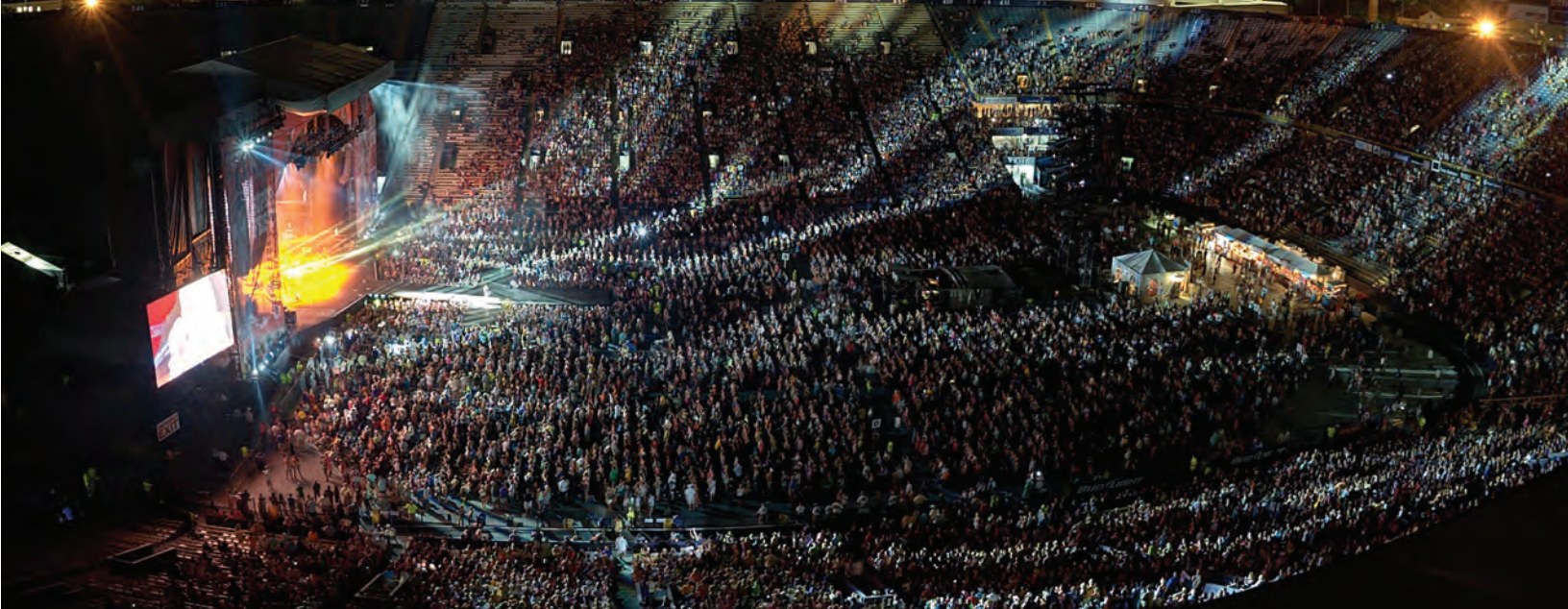
The stadium’s sheer noise and tradition has carried into a new decade. In 2010, The Sporting News proclaimed Tiger tailgating and “Saturday Night in Death Valley” as the top gameday tradition in all of college football. That same year, the Associated Press named Tiger Stadium as the top place to tailgate in college football.

Following the 2012 season, Athlon Sports wrote, “Be it the vast and unique tailgating menu or Richter Scale-inducing fans, few places in the nation can send chills down your spine like a game at Tiger Stadium. As one of the loudest and most rabid atmospheres in the nation, LSU boasts one of the most daunting home-field advantages in college football — especially at night.”

Great Moments

The 2007 national championship season featured some of Tiger Stadium’s most exciting moments, including a 28-24 win over Florida on Oct. 6. Top-ranked LSU overcame a 10-point fourth-quarter deficit to beat the ninth-ranked Gators in front of 92,910 fans – then the largest crowd in stadium history – and a primetime CBS national television





BAYOU COUNTRY SUPERFEST

Tiger Stadium transitioned into a country music cathedral each May from 2010-2016 with the three-day Bayou Country Superfest, an annual festival that was one of the top tourist destinations in Baton Rouge and the South. BCS saw the likes of Kenny Chesney, Zac Brown Band, Tim McGraw, Carrie Underwood, Rascal Flatts, Jason Aldean and Keith Urban.

audience. Just two weeks later, Matt Flynn connected with Demetrius Byrd on a 22-yard TD pass with one second remaining to give LSU a 30-24 victory over Auburn in a game televised by ESPN. LSU rallied from deficits of 17-7 at halftime and 24-23 with three minutes left in the contest to capture the electrifying win.

Though already considered one of the most raucous stadiums in all of college football, the 2003 season saw Tiger Stadium take it to another level during LSU's national title run, as the team, along with the fans, captivated the national media almost on a weekly basis. CBS televised Matt Mauck's last-minute game-winning pass to Skyler Green against Georgia before a crowd of 92,251, while ESPN was on hand for a dominating 31-7 victory over Auburn. The Tigers closed out the 2003 home slate with a 55-24 win over Arkansas before what was then the second-largest crowd in school history (92,213). The contest was televised to a national audience by CBS and the win propelled LSU to the SEC Championship Game.

In 2001, the Tigers clinched a berth in their first SEC Championship Game with a 27-14 victory over Auburn in the season finale in Tiger Stadium. After the contest, thousands of Tiger fans spilled onto the stadium floor to celebrate the victory. The Auburn game was traditionally played earlier in the season,

but the attacks of September 11 postponed the contest until the final week of the regular season.

In 2000, the goal posts came down twice. Immediately after the Tigers upset then-No. 11 ranked Tennessee 38-31 in overtime, the capacity crowd of 91,682 flowed onto the field of Tiger Stadium to celebrate the victory. Hundreds of students lined the sidelines and the back of the north end zone as the Tigers held the Vols scoreless in overtime for the victory.

The goal posts came down again in the final home game of the 2000 season as the Tigers posted a 30-28 win over Alabama, their first victory over the Crimson Tide in Tiger Stadium since 1969.

The goal posts fell for the first time in 1997 as all of America witnessed one of the most explosive nights in the history of the grand stadium when the Tigers upended No. 1-ranked Florida before a national television audience. A sea of Tiger fans swamped the floor of Tiger Stadium as both goal posts came crashing down -- a scene that was replayed countless times on college football highlight shows.

One of the most famous moments in Death Valley history took place on "The Night The Tigers Moved the Earth," Oct. 8, 1988. When Tiger quarterback Tommy Hodson threw to Eddie Fuller for a winning touchdown against Auburn, the explosion

of the crowd was so thunderous that it caused an earth tremor that registered on a seismograph meter in LSU's Geology Department across campus.

Then there was the night the Tigers nearly upset No. 1-ranked Southern California before a sellout crowd on September 28, 1979. The Tigers came up short, but the crowd roared from kickoff to final gun in a game many ardent LSU followers rank as the loudest in stadium history.

And, of course, there was Halloween night 1959, when Billy Cannon made his famous 89-yard punt return to lead No. 1 LSU past No. 3 Ole Miss. Legend has it that families living near the campus lakes came running out of their homes in fear of the noise erupting around them.

Those are the highlights, some of which have shaped the character of this great stadium. But week in and week out each fall, a new chapter unfolds in the history of Death Valley.

Aside from football, Tiger Stadium served as a concert venue from 2010-16. Death Valley played host to "Bayou Country Superfest," a three-day country music festival that featured the likes of Taylor Swift, Blake Shelton, Kenny Chesney, Tim McGraw, Zac Brown Band, Rascal Flatts, Keith Urban, Carrie Underwood, Jason Aldean and Luke Bryan.



History

The home of one of football's proudest traditions, Tiger Stadium once served as a dormitory for approximately 1,500 students, and while Broussard Hall, then LSU's athletics dormitory, was being renovated during the fall of 1986, the LSU football players lived in Tiger Stadium.

The original phase of construction was completed in 1924. This first phase included the east and west stands, which seated about 12,000. Seven years later (1931), the sides were extended upward to accommodate an additional 10,000 fans, raising the capacity to 22,000. In 1936, the stadium seating capacity was increased to 46,000, with the addition of 24,000 seats in the north end, making Tiger Stadium into a horseshoe configuration.

The next phase of construction took place in 1953 when the stadium's south end was closed to turn the horseshoe into a bowl, increasing the seating capacity to 67,720.

The original upper deck atop the west stands was completed in 1978, and it added 8,000 seats to the stadium's capacity. More seating in two club level sections, which flanked the existing press box, brought the total addition to approximately 10,000 seats and raised the stadium's capacity to approximately 78,000.

Refurbishing began on the stadium in

the summer of 1985, when the east and west stands were waterproofed, and 25,000 chair back seats were added to replace the older "bench" type seats. Another phase of improvements was completed in 1987 when the north and south stands were waterproofed and newer bleachers were again installed to replace the older ones.

The playing field was moved 11 feet south in 1986 to provide more room between the back line of the North End Zone and the curvature of the stadium fence, which surrounds the field. It also put the playing area in the exact center of the arena's grassy surface.

Prior to the 1987 season, more seats were installed at the upper portion of the west lower stands in Tiger Stadium. Also, the stadium's seating arrangement was renumbered to make all seats a uniform size. The addition of bleacher seating in 1988 brought the capacity to 80,150, but the elimination of some bleacher seating after the 1994 season dropped the capacity to 80,000.

Now the sixth-largest on-campus stadium in college football, Tiger Stadium continues to provide fans with the ultimate college football experience. Prior to the 2000 season, 11,600 seats were added with the installation of the east upper deck, bringing the capacity to nearly 92,000. In addition to the new east upper deck, 70 skyboxes, called "Tiger

Dens," were built, giving Tiger fans luxury accommodations. The addition of the 11,600 seats in 2000 marked the first expansion to Tiger Stadium since 1978, when the original west upper deck was completed.

The distinctive environment of Tiger Stadium became even more pronounced in 2005 as the ambitious West Upper Deck project was virtually completed. Construction on the project -- which began immediately after LSU's home finale against Ole Miss in November of 2004 - carried a \$60 million price tag and rebuilt over 3,200 special amenity seats as a well as a state-of-the-art press box to Tiger Stadium. The west side renovation, which included the removal and rebuilding of the upper deck to mirror the east side upper deck, was completely finished during the 2006 season.

In 2009, major technological advances were made when Tiger Stadium added an 80-foot wide high-definition video board to the north end zone of the facility. Called one of the largest video boards in all of college athletics, the HD board measures 27-feet high and 80-feet wide.

In August 2010, LSU Vice Chancellor and Director of Athletics Joe Alleva and the Tiger Athletic Foundation launched a campaign to preserve and restore the look of Tiger Stadium. The 428 windows on the north side

of the stadium were completely refurbished. The 300 remaining windows on the east and west sides of the stadium were completed for the 2013 season.

Prior to the 2012 season, construction was completed on the first part of the west side plaza that included new gates, All-American and Hall of Fame plazas and the national championship plaza that showcases the past, present and future of LSU football. Construction on the north plaza of Tiger Stadium was completed prior to the 2013 season.

The 2012 season saw a new tradition established at Tiger Stadium. Following an LSU victory, the north end of the stadium lights up in "victory gold." The unique look is a part of a state-of-the-art lighting system that was installed prior to the season that turns the upper archways of the north end of the

stadium to purple and gold. Also prior to the 2012 campaign, letters spelling out "Tiger Stadium" were installed on the west side.

In April 2012, a new era of Tiger Stadium was unveiled by Alleva, as plans were announced for the South End Zone Expansion. Construction was completed prior to the 2014 season for 66 suites, approximately 3,000 club seats above the existing south end zone seats, and 1,400 general public seats above the new suite and club seating. The project, privately funded by Tiger Athletic Foundation, brought the capacity of Tiger Stadium to 102,321, making it the sixth-largest stadium in the nation.



Tiger Stadium Records

Individual Records

	LSU	OPPONENTS
RUSHING		
Yards	284 by Leonard Fournette (Ole Miss, 2016)	291 by Shaun Alexander (Alabama, 1996)
Attempts	43 by Charles Alexander, 1977	
Touchdowns	4 - four times (last: LaBrandon Toefield (Utah State, 2001)	4 by Shaun Alexander (Alabama, 1996)
Longest rush	88 yards by Adrian Dodson (Tulane, 1940)	
PASSING		
Yards	438 by Tommy Hodson (Tennessee, 1989)	464 by Rex Grossman (Florida, 2001)
Completions	33 by Jeff Wickersham (Mississippi St., 1983)	37 (three times; last: Brandon Doughty, Western Kentucky, 2015)
Attempts	58 by Josh Booty (Auburn, 1999)	72 by Levi Brown (Troy, 2008)
Touchdowns	5 by Zach Mettenberger (UAB, 2013)	5 by Rex Grossman (Florida, 2001)
Longest Pass	94 yards - Anthony Jennings to Travin Dural (Sam Houston St., 2014)	98 yards - Austin Appleby to Tyrie Cleveland (Florida, 2016)
Total Offense		
Plays	61 by Josh Booty (Auburn, 1999)	74 by Levi Brown (Troy, 2008)
Yards	433 by Tommy Hodson (Tennessee, 1989)	463 by Rex Grossman (Florida, 2001)
RECEIVING		
Receptions	14 by Wendell Davis (Ole Miss, 1986)	12 by David Martin (Tennessee, 2000)
Yards	248 by Todd Kinchen (Mississippi St., 1991)	175 by Brandon Middleton (Houston, 2000)
Touchdowns	5 by Carlos Carson (Rice, Sept. 24, 1977)	2 by many
RETURNS		
Punt Returns	7 (twice; last: Eddie Kennison, Kentucky, 1994)	
Punt Return Yards	163 by Trindon Holliday (North Texas, 2008)	
Kickoff Returns	7 by Trindon Holliday (Georgia, 2008)	
Kickoff Return Yards	164 by Trindon Holliday (Georgia, 2008)	
Long Punt Return	100 by Eddie Kennison (Mississippi St., 1994)	
Long Kickoff Return	100 by Eric Martin (Kentucky, 1981)	
Long Missed FG Return	100 by Odell Beckham Jr. (UAB, 2013)	

All-Purpose

Yards	376 by Kevin Faulk (Houston, 1996)	
SCORING		
Points	30 by Carlos Carson (Rice, 1977)	24 – twice (last: Peyton Hillis, Arkansas, 2007)
DEFENSE		
Tackles	21 by Al Richardson (South Carolina, 1982)	
Sacks	3 (by several; last: Lewis Neal, Florida, 2015)	
Interceptions	3 (twice; last: Craig Burns, Ole Miss, 1970)	
KICKING		
Field Goals	4 by several (last: Josh Jasper vs. Arkansas, 2009)	
Longest Field Goal	54 yds. by Wade Richey (Kentucky, 1996)	
PATs Made	10 by Bobby Moreau (Rice, 1977)	
Longest Punt	71 by Matt DeFrank (Notre Dame, 1986)	

Team Records

	LSU	OPPONENTS
RUSHING		
Rushing Attempts	83 (Wyoming, 1977)	71 (Mississippi State, 1991)
Rushing Yards	503 (Oregon, 1977)	422 (Mississippi State, 1991)
Rushing TDs	8 (Tulane, 1961)	5 - three times (last: Arkansas, 2007)
PASSING		
Passes Attempted	69 (Auburn, 1999)	72 (Troy, 2008)
Passes Completed	31 (Tennessee, 1989)	37 (three times; last: Western Kentucky, 2015)
Completion Pct.	85% (UAB, 2013)	80% (Florida, 1993)
Passing Yards	485 (Western Carolina, 2000)	504 (Florida, 2001)
Passes Had Int.	6 (Tennessee, 1939)	5 (Texas A&M, 1986)
TD Passes	7 (Ohio University, 1989)	6 (Florida, 2001)
OFFENSE		
First Downs	35 (Mississippi State, 1969)	33 (Alabama, 1989)
Total Offensive Att.	99 (Tulane, 1969)	89 - three times (last: Troy, 2008)
Total Offensive Yards	746 (Rice, 1977)	644 (Alabama, 1989)
Fumbles Lost	5 - three times (last: Mississippi St., 1945)	
Total Turnovers	8 (Tulane, 1944)	
SCORING		
Points in a Quarter	35 (Rice, 1977 - 3rd Quarter)	24 (Miami, 1988 - 4th Quarter)
Points in a Half	49 (Louisiana Tech, 2003 - First Half); (Rice, 1977 - Second Half)	
Points in First Half	49 (Louisiana Tech, 2003)	
Points in Second Half	49 (Rice, 1977)	
Most Points	77 (Rice, 1977)	58 (Florida, 1993)
Most Point, Both Teams	98 (Arkansas def. LSU, 50-48 in 3 OTs, 2007)	

Longest Tiger Stadium Winning Streaks

	WINS	YEARS	BEGAN	SNAPPED
1.	22	2009-12	Oct. 24 def. Auburn, 31-10	Nov. 3 lost to Alabama, 21-17
2.	19	2005-07	Oct. 15 def. Florida, 21-17	Nov. 23 lost to Arkansas, 50-48 (3OT)
3.	17	1935-38	Oct. 5 def. Texas, 18-6	Sept. 24 lost to Ole Miss, 20-7
4.	15	1971-73	Sept. 18 def. Texas A&M, 37-0	Nov. 22 lost to Alabama, 21-7
5.	14	1957-60	Sept. 28 def. Alabama, 28-0	Oct. 1 lost to Baylor, 7-3
6.	11	2012-14	Nov. 10 def. Mississippi St., 37-17	Sept. 20 lost to Mississippi St., 34-29
7.	10	2003-05	Oct. 25 def. Auburn, 31-7	Sept. 26 lost to Tennessee, 30-27 (OT)

Top 25 Tiger Stadium Crowds

NO.	ATT.	OPPONENT	DATE	RESULT
1.	102,321	Alabama	Nov. 5, 2016	Lost, 0-10
2.	102,321	Florida	Oct. 17, 2015	Won, 35-28
3.	102,321	Eastern Michigan	Oct. 3, 2015	Won, 44-22
4.	102,321	Auburn	Sept. 19, 2015	Won, 45-21
5.	102,321	Alabama	Nov. 8, 2014	Lost, 13-20 (OT)
6.	102,321	Ole Miss	Oct. 25, 2014	Won, 10-7
7.	102,321	Mississippi State	Sept. 20, 2014	Lost, 29-34
8.	102,164	Southern Miss	Oct. 15, 2016	Won, 45-10
9.	102,071	Missouri	Oct. 1, 2016	Won, 42-7
10.	102,043	Florida	Nov. 19, 2016	Lost, 10-16
11.	101,987	New Mexico State	Sept. 27, 2014	Won, 63-7
12.	101,803	Texas A&M	Nov. 28, 2015	Won, 19-7
13.	101,720	Ole Miss	Oct. 22, 2016	Won, 38-21
14.	101,699	Arkansas	Nov. 14, 2015	Lost, 14-31
15.	101,581	Kentucky	Oct. 18, 2014	Won, 41-3
16.	101,561	Western Kentucky	Oct. 24, 2015	Won, 48-20
17.	101,194	UL-Monroe	Sept. 13, 2014	Won, 31-0
18.	100,338	Sam Houston State	Sept. 6, 2014	Won, 56-0
19.	93,374	Alabama	Nov. 3, 2012	Lost, 17-21
20.	93,129	Florida	Oct. 10, 2009	Lost, 3-13
21.	93,108	Arkansas	Nov. 25, 2011	Won, 41-17
22.	93,098	Auburn	Oct. 22, 2011	Won, 45-10
23.	93,039	Alabama	Nov. 8, 2008	Lost, 21-27 (OT)
24.	93,022	Florida	Oct. 8, 2011	Won, 41-11
25.	93,013	Arkansas	Nov. 28, 2009	Won, 33-30 (OT)

There's Proof in the Polling

2013

Athlon Sports ranks Tiger Stadium as the top venue in college football, proclaiming there is nothing better in the sport than a night game in "Death Valley"

2012

CNN reveals its top tailgating destinations in football and LSU's gameday experience is No. 1

2011

A CBSSports.com poll ranking America's best stadiums votes Tiger Stadium No. 1, encompassing the venue's tradition, architecture, fans and atmosphere

2010

The Sporting News and Associated Press proclaim Tiger tailgating and Saturday

Night in Death Valley as the top gameday traditions in all of college football.

2007

ESPN.com proclaims Tiger Stadium "The Scariest Place To Play in America" for an opposing team in a list of stadium rankings.

2007

The Bleacher Report ranks Tiger Stadium as the third toughest venue in the world to play in. Death Valley was only one of three American venues to make the list, surpassing the likes of Lambeau Field and Yankee Stadium.

1998

Sport Magazine names Tiger Stadium "the most feared road playing site in America."

1996

ESPN proclaims LSU's pregame party to be the best in college football.

1995

Gannett News Service, in a poll of college football head coaches, names Tiger Stadium as the most dreaded road playing site in America.

1989

The Sporting News ranks Tiger Stadium No. 1 among "The 10 best places to attend a college football game."

1987

The College Football Association, in a poll of the nation's Division I-A head coaches, determines that Tiger Stadium is the most difficult place for a visiting team to play.

LSU Win-Loss Records in Tiger Stadium

1924:	0-1-0	1943:	4-1-0	1962:	4-1-1	1981:	3-4-0	2000:	6-1-0
1925:	4-2-0	1944:	1-4-1	1963:	5-1-0	1982:	5-1-1	2001:	5-2-0
1926:	3-1-0	1945:	4-2-0	1964:	4-1-1	1983:	2-5-0	2002:	6-1-0
1927:	2-1-0	1946:	6-1-0	1965:	6-1-0	1984:	5-1-0	2003:	6-1-0
1928:	4-0-0	1947:	4-1-0	1966:	3-2-1	1985:	4-1-1	2004:	7-0-0
1929:	5-1-0	1948:	3-4-0	1967:	5-2-0	1986:	5-2-0	2005:	5-1-0
1930:	5-0-0	1949:	7-1-0	1968:	5-1-0	1987:	5-1-1	2006:	8-0-0
1931:	3-1-0	1950:	3-2-1	1969:	6-0-0	1988:	5-1-0	2007:	6-1-0
1932:	3-1-1	1951:	4-2-1	1970:	6-1-0	1989:	2-4-0	2008:	5-3-0
1933:	5-0-2	1952:	0-5-0	1971:	5-2-0	1990:	5-1-0	2009:	6-1-0
1934:	3-1-1	1953:	3-2-1	1972:	7-0-0	1991:	2-4-0	2010:	7-0-0
1935:	4-1-0	1954:	3-3-0	1973:	6-1-0	1992:	2-5-0	2011:	6-0-0
1936:	6-0-0	1955:	2-2-1	1974:	5-1-0	1993:	3-3-0	2012:	7-1-0
1937:	7-0-0	1956:	1-4-0	1975:	3-3-0	1994:	2-4-0	2013:	7-0-0
1938:	5-2-0	1957:	4-2-0	1976:	6-0-1	1995:	5-1-0	2014:	5-2-0
1939:	2-4-0	1958:	5-0-0	1977:	5-2-0	1996:	6-1-0	2015:	6-1-0
1940:	5-2-0	1959:	6-0-0	1978:	5-1-0	1997:	4-3-0	2016:	5-2-0
1941:	3-3-2	1960:	4-2-0	1979:	4-3-0	1998:	3-3-0	Total	413-149-18
1942:	6-0-0	1961:	6-0-0	1980:	5-1-0	1999:	3-4-0		

Tiger Stadium Attendance (1957-2016)

YEAR	G	ATT.	AVG.	NCAA RANK	YEAR	G	ATT.	AVG.	NCAA RANK	YEAR	G	ATT.	AVG.	NCAA RANK
1957	6	297,953	49,659	8	1976	7	452,921	64,703	7	1995	6	446,148	74,358	11
1958	5	296,576	59,315	3	1977	7	455,433	65,062	9	1996	7	556,631	79,519	8
1959	7	408,727	58,390	3	1978	6	446,392	74,399	6	1997	7	561,629	80,233	9
1960	6	318,899	53,150	7	1979	7	507,984	72,569	7	1998	6	481,739	80,290	10
1961	6	381,409	63,568	3	1980	6	444,703	74,617	7	1999	7	551,780	78,826	11
1962	6	397,701	66,284	3	1981	7	513,850	73,407	8	2000	7	614,704	87,815	5
1963	6	396,846	66,141	2	1982	7	537,012	76,716	6	2001	7	633,440	90,491	5
1964	6	380,687	63,448	4	1983	7	535,432	76,490	6	2002	7	632,147	90,307	5
1965	7	457,733	65,390	4	1984	6	467,746	77,958	6	2003	7	636,817	90,974	6
1966	6	386,098	64,350	4	1985	6	454,182	75,697	9	2004	7	638,462	91,209	6
1967	7	454,101	64,872	4	1986	7	546,129	78,018	7	2005	6	549,480	91,580	6
1968	6	396,774	66,129	5	1987	7	541,307	77,330	7	2006	8	737,696	92,212	6
1969	6	388,461	64,744	7	1988	6	464,006	77,334	7	2007	7	648,334	92,619	6
1970	7	436,823	62,403	9	1989	6	425,334	70,889	12	2008	8	739,065	92,283	7
1971	7	463,491	66,213	5	1990	6	429,480	71,580	13	2009	7	647,420	92,489	7
1972	7	470,078	67,154	7	1991	6	412,476	68,746	16	2010	7	649,023	92,718	8
1973	7	474,108	67,730	5	1992	7	470,546	67,221	13	2011	6	557,210	92,868	7
1974	6	395,587	65,931	6	1993	6	361,632	60,272	20	2012	8	741,005	92,626	7
1975	6	386,171	64,362	9	1994	6	390,741	65,124	14	2013	7	639,927	91,418	8
										2014	7	712,063	101,723	4
										2015	7	654,084	93,441	*4
										2016	7	708,618	101,231	5
										Total:	383	30,182,950	78,807	

* For NCAA ranking purposes, LSU's 2015 six-game home average was 102,004 (612,024 total attendance). The NCAA ranking excludes the game vs. South Carolina that was moved to Tiger Stadium when the contest could not be played in Columbia due to severe flooding.



LSU Board of Supervisors



Ronald R. Anderson
Baton Rouge, La.
Member-at-Large



Glenn J. Armentor
Lafayette, La.
District 3



Scott Ballard
Covington, La.
District 1
Chair



R. Blake Chatelain
Alexandria, La.
District 5



Ann D. Duplessis
New Orleans, La.
District 2
Past Chair



Stanley J. Jacobs
New Orleans, La.
District 1



Lauren Johnson
Eunice, La.
Student Member



Valencia Sarpy Jones
Natchitoches, La.
District 4



Lee Mallett
Iowa, La.
Member-at-Large



Rolfe McCollister Jr.
Baton Rouge, La.
District 6



Jim McCreary
Shreveport, La.
District 4



James W. Moore Jr.
Monroe, La.
District 5



J. Stephen Perry
New Orleans, La.
Member-at-Large



Mary L. Werner
Lake Charles, La.
District 3



James M. Williams
Metairie, La.
District 2



Robert Yarborough
Baton Rouge, La.
District 6



Dr. F. King Alexander

President, LSU



Dr. F. King Alexander is the President of Louisiana State University, which enrolls more than 45,000 students and includes institutions across Louisiana. He began at LSU on June 24, 2013. During his tenure as president, the university has seen consecutive record-breaking graduating classes in terms of both size and diversity and enrollment growth across all campuses.

Prior to this appointment, Dr. Alexander was president of California State University, Long Beach (2005–2013) one of the nation's largest public universities.

During his more than seven-year tenure at California State University, Long Beach, Dr. Alexander was twice named the California State University Student Association (CSSA) "President of the Year," which represents all 23 California State Universities and its more than 440,000 students.

Prior to becoming president of California State University, Long Beach, Dr. Alexander was president of Murray State University in Kentucky (2001–05) and was a faculty member at the University of Illinois, Champaign-Urbana, where he was the director of the graduate higher education program.

A Kentucky native who grew up in north Florida, Dr. Alexander received his Ph.D. from the University of Wisconsin-Madison in higher education administration with a focus on finance and educational policy analysis, and a Master of Science degree in comparative educational studies from the University of Oxford in Oxford, England.

As a teacher and administrator, Dr. Alexander has received many honors, including the University of Wisconsin-Madison School of

Education Alumni Achievement Award (2002) and has research university faculty affiliations at the University of Wisconsin-Madison Center for the Study of Postsecondary Education (WISCAPE) and Cornell University Higher Education Research Institute (CHERI).

Dr. Alexander also has been asked to represent public higher education colleges and universities on numerous occasions to the United State Congress on issues of college affordability, student indebtedness, and institutional efficiency and effectiveness in efforts to address many of the growing challenges facing American higher education. He has testified before the Senate Committee on Health, Education, Labor & Pensions (HELP), the U.S. Commission on Civil Rights, and the Advisory Committee on Student Financial Assistance, to name a few. Due to his national recognition and involvement in higher education issues, Dr. Alexander has served on numerous U.S. higher education and statewide organizational leadership boards, and remains very active in policy and planning discussions.

Dr. Alexander and his wife, Shenette, have three children: Kylie, Savannah and Madison.



Dr. Bill Demastes

Faculty Athletics Representative

Dr. Bill Demastes, a professor of English at LSU, is in his sixth year as Faculty Athletics Representative. Dr. Demastes earned his Ph.D. in English in 1986 from the University of Wisconsin-Madison with a Field of Study of Drama as Genre and a specialization in 20th-Century American and British Drama. He

earned his masters in English in June 1979 from the University of Georgia in Athens, where he specialized in 19th-Century American Literature.

At LSU, he served as Associate Dean of the College of Arts and Sciences from 2001–04 and Director of Undergraduate Studies for the

Department of English from 1999–2001 and 2010–11. He has also served as Associate Chair of the Department of English (1998–99); Director of the Master of Arts in Liberal Arts Program (1996–04); and Director of Graduate Studies in the Department of English (1992–94; 2005–06).

He was honored with the LSU Alumni Association Faculty Excellence Award in 2000, and in 2002 he won the LSU Distinguished Faculty Award. He was named in 2009 an LSU Rainmaker, which is given to the top 100 LSU Faculty. In 2010 and 2013 he received the Tiger Athletic Foundation Undergraduate Teaching Award, and in the summer of 2011, he was named the Harry Ransom Summer Fellowship recipient by the University of Texas.



Joe Alleva

LSU Vice Chancellor/Director of Athletics

Joe Alleva continues to bring unprecedented national recognition to LSU as Vice Chancellor and Director of Athletics, overseeing historic growth of one of the most recognized brands in all of sports. Under his leadership, LSU has one of the country's premier programs with tremendous academics and athletics success. Now in his 10th year at LSU, Alleva remains dedicated to overall excellence and providing the resources necessary for student-athletes to excel in competition, in the classroom and in the community.

Alleva's strategic plan involves an unwavering investment in the future of LSU Athletics that will benefit the university for generations and create an enduring, impactful environment for student-athletes that contains the best in facilities, academic support and coaching staffs.

Alleva has expertly managed the department's finances and operations, making LSU one of the nation's top 10 programs in terms of revenue, profit, ticket sales and investment into its student-athletes and athletic endeavors. He joined the LSU family on April 4, 2008, and he was named vice chancellor in August of 2009, marking the first time in school history that the director of athletics has also held a vice chancellor position.

In the spring of 2016, he completed a five-year term on the prestigious NCAA Men's Basketball Committee, an appointment that affirmed his reputation as one of the most respected athletic administrators in the country. Alleva has been appointed to numerous national committees, including the Football Bowl Certification Committee, the NCAA Division I Championships/Competition Cabinet and several Southeastern Conference and Atlantic Coast Conference committees.

Upon his arrival at LSU, Alleva made an immediate impact with a strategic master plan for the LSU athletics program -- "LSU: Defined by Excellence" -- to confirm the advancement and future of LSU Athletics as an exemplary enterprise. The central mission of the plan is to create an environment for student-athletes to reach





their ultimate potential, prepare them to be champions in life and to set goals and values for the entire athletics program.

In the classroom, a total of 89 proud Tigers received their degrees from the university last year. LSU's Graduation Success Rate as reported by the NCAA remains at an all-time high with a score of 88, four points higher than the national average. Alleva's ardent dedication to academics ensures that the Cox Communications Academic Center for Student-Athletes is a first-class facility that cultivates success and the development of life skills.

The implementation under Alleva's direction of the "Geaux Givers" community outreach program fosters a relationship between the local citizens and LSU student-athletes. The Tigers in 2016-17 logged 7,048 hours in community service work across 21 sports. They played an integral role in assisting victims of the devastating flood that struck the Baton Rouge area in August 2016, helping to provide relief, rebuilding and rebirth for the community.

He has also bolstered the L-Club program to connect with former student-athletes, and he instituted the thriving "Project Graduation" plan in which former student-athletes return to LSU to earn their degrees.

On the field of play, his tenure has been distinguished by a number of significant achievements, including four 10-win seasons and 86 total victories by the football team. The Tigers have played in a bowl game in each of his nine gridiron seasons, and LSU has finished in the Top 20 seven times in that period. LSU under Alleva's leadership has claimed the 2009 baseball national championship and four College World Series berths, the 2015 men's golf national championship, two women's basketball Sweet 16 appearances, five gymnastics Super Six berths, four softball College World Series appearances and 18 NCAA Top 5 finishes indoors and outdoors by the men's and women's track and field teams.

The Tigers in the past nine seasons have earned 42 individual NCAA championships in the sports of men's and women's track and field, gymnastics, men's golf and women's golf. LSU has captured 16 Southeastern Conference team championships, and the Tigers have won 115 individual SEC titles during Alleva's term.

LSU enjoyed another banner year in 2016-17, as the school produced four Top 5 NCAA finishes and earned an outstanding No. 18 national ranking in the annual Learfield Directors' Cup, which measures the overall strength of collegiate athletic programs. Fourteen LSU teams competed in an NCAA championship event, and the Tigers finished in the Top 10 in eight sports.

Alleva's vision keeps LSU among the nation's leaders in facilities, and he is devoted to enhancing the experiences of fans at each of the Fighting Tigers' venues. Tiger Stadium is currently undergoing a significant upgrade in its concessions and restroom facilities, and this

summer the largest center-hung video board in college basketball was installed in the Pete Maravich Assembly Center.

Last year, LSU unveiled two state-of-the-art venues — a Gymnastics Practice Facility and a Tennis Center featuring both indoor and outdoor courts — and construction is scheduled to begin this year on a Nutrition Center. An addition to the Football Operations Center's weight training area opened in August 2016, providing student-athletes with one of the finest strength and conditioning facilities in the world.

Under Alleva's direction, LSU in the fall of 2014 opened the expansion of the South End Zone of Tiger Stadium — a project that added premium seating, general public seating and two state-of-the-art video boards — continuing an effort to augment one of the most iconic venues in all of college sports. Since 2010, he has executed an aggressive campaign to preserve and enhance the appearance of Tiger Stadium that has included the installation of new windows, lighting systems, gating systems, and championship plazas.

Alleva supervised a major renovation to the University Club golf course that allows the LSU golf teams to play on one of the most challenging courses in the country. An overhaul of the LSU soccer facility has converted the stadium into fan-friendly venue, and the track and field program has received a new running surface in Bernie Moore Stadium and extensive renovations to its indoor facility.

An innovator with bold ideas that benefit Greater Baton Rouge, he was instrumental in the planning of Bayou Country Superfest, a three-day country music concert and festival held in Tiger Stadium from 2010 through 2016. The event attracted over 100,000 visitors each year and made a tremendous economic impact upon the community.

He became director of athletics at Duke in 1998 and his impressive tenure there propelled the university into the ranks of America's top all-around collegiate programs. Among his outstanding list of accomplishments includes the greatest 10-year period in Duke Athletics, winning more ACC and NCAA championships than in any other decade in school history.

Alleva, who earned his bachelor's degree in finance from Lehigh in 1975, was the quarterback of the football team and team captain in 1974. He also played on the baseball team and served as a graduate assistant football coach, earning an MBA in 1976.

While at Duke, he played a key role in the Durham, N.C. sports scene. He started Little League Baseball in Durham nearly 30 years ago, and also began the American Legion baseball program.

He is a member of the North Carolina American Legion Hall of Fame, Suffern High School Hall of Fame and the Rockland County Hall of Fame.

Alleva and his wife, Annie, have three children, J.D., Jeff, and Jenny, and four grandchildren.



Vergé Ausberry

Deputy Director of Athletics

A former LSU football standout, Vergé Ausberry joined the athletics administrative staff in August 2001 as an Associate Athletics Director and was appointed to the position of Senior Associate Athletics Director in May 2006. He was named Deputy Director of Athletics in January 2015.

Ausberry supervises and is responsible for the LSU football and men's and women's track and field programs. He also oversees LSU's sports medicine and research, equipment staff, strength and conditioning staff, the video department, branding, life skills and alumni relations. Ausberry also assist the office of LSU President Dr.

F King Alexander in external and governmental relations.

Ausberry, a native of New Iberia, Louisiana, played inside linebacker for the Tigers, lettering in 1986-89. He was part of two SEC championship teams, led the Tigers in tackles in 1988 and 1989, and played in four bowl games.

He first served the athletic department in compliance and the highly regarded Academic Center for Student-Athletes. After leaving the Academic Center, he joined the staff of the Tiger Athletic Foundation. Ausberry has also managed corporate relations, marketing, game management, and operations for the LSU athletic department during his time on staff.

Ausberry received his Bachelor of Science degree in education in May 1990, his Master of Education degree in May 1992 and his specialist in higher education administration in 2004. He is presently a doctoral candidate in higher education administration at LSU. He is married to the former Cheri Morial of New Orleans and the have two boys, Austin (13) and Jaiden (12).



Bo Bahnsen

Senior Associate AD/Compliance and Planning

Returning in 2009 to serve the department in the Compliance Office, Bahnsen is once again proving to be a very versatile member of the athletic department.

Before moving back to Compliance, Bahnsen served the previous five years, in a valuable role as Associate Athletics Director for Internal Relations, overseeing the ticket office and all customer service operations.

Prior to December of 2003, Bahnsen's primary responsibility for the previous 14 years was to serve as LSU's NCAA compliance officer.

Bahnsen served as manager of the LSU basketball team as an undergraduate at LSU. In 1982, he became the administrative assistant for the men's basketball team, where he worked for five years.

In July 1987, he became administrative assistant to Athletics Director Joe Dean, overseeing the purchasing office and departmental travel operations until his promotion in 1989. In 1989, he was assigned his primary responsibility as NCAA compliance officer as assistant athletics director, and then was promoted to associate AD in 1996.

Bahnsen has been responsible for overseeing the successful implementation of LSU's Tradition Fund Program, a football-seating plan that requires contributions for the right to purchase approximately 45,000 seats in Tiger Stadium. In 2009, he helped organize the highly successful LSU celebration of the 100th anniversary of the Men's Basketball Program.

A native of Wharton, Texas, Bahnsen attended Wharton County Junior College for two years before transferring to LSU in 1979. He earned his Bachelor of Science degree in physical education.

Bahnsen is married to the former Karen Mayson, a former LSU golfer and current head coach of the Lady Tigers golf program. The couple has two children, Darren and Devin.



Mark Ewing

Senior Associate AD/Business

Mark Ewing, a 33-year employee of Louisiana State University, is in his 17th year with the Athletics Department, and serves as the department's Senior Associate Athletics Director for Business and the department's Chief Financial Officer.

His duties as the department's Chief Financial Officer includes oversight of the departments over \$129 million budget, management of the athletic business office, oversight of all travel, human resources, and purchasing. He also supervises the Athletic Ticket Office and serves as the liaison for concession operations. He

is responsible for the department's financial forecasting and provides the financial information necessary for funding athletic construction and maintenance projects. He also serves as the department's administrator for men's and women's golf.

Ewing came to athletics from LSU's Office of Budget and Planning. He served as LSU's Budget Director overseeing the development and management of the university operating budget.

Ewing, who is a native of Pointe Coupee Parish, received a bachelor's degree in finance from LSU in 1978 and a master's degree in public administration from LSU in 1995.

Ewing is married to the former Gail Ingram of Morgan City, Louisiana and they have three daughters, Andrea, Arleen and Molly Sue. He also has four granddaughters -- Ainsley Grace, Dorothy Claire and Evelyn McLain, Audrey Kay -- and two grandsons, Parker Ryan and Lucas Henry.



Ronnie Haliburton

Senior Associate AD/Athletic Facility Management

A long-time member of the LSU community, Senior Associate Athletic Director for Operations and Facility Enhancements Ronnie Haliburton enters his 14th year with the Athletic Department.

In his current role Haliburton oversees the day-to-day operations of the facilities and grounds and game and event management of the athletic department. He has led restoration efforts of Tiger Stadium, LSU's Cox Communications Academic Center for Student-Athletes and the Pete Maravich Assembly Center and is managing a multi-phase redevelopment of all restrooms inside Tiger Stadium to be completed

for the 2019 football season.

Prior to being elevated to his current position in February 2015, Haliburton served as Sr. Associate Athletic Director for Athletic Facility Management (2009-2015), Associate Athletics Director for Athletic Facility Management (2007-2009) and Director of Athletic Facility

Management (2003-2007).

Before working with athletics, Haliburton spent five years (1998-2003) as a manager with LSU's Facility Maintenance Department where he was responsible for the management of custodial operations, special event crews, and stock room inventory and equipment repairs.

Prior to his time with LSU's Facility Maintenance Department, Haliburton worked as a resident assistant in Broussard Hall athletic dormitory (1994) and as a student assistant strength coach with Athletics (1994-1995). He returned to Residential Life as a manager in 1996 before being named Coordinator of Residential Life later that year (1996-1998).

A standout tight end for the LSU Football team for four seasons (1986-1989), Haliburton was a member of two Southeastern Conference championship teams. He went on to be selected in the sixth round (164th choice overall) of the 1990 National Football League Draft by the Denver Broncos, for whom he played two seasons (1990-1991).

Haliburton was born in New Orleans, and he grew up in Port Arthur, Texas. He currently resides in Baton Rouge and has three daughters: Chantae' (24), Lauren (22) and Rohnny (17).



Eddie Nuñez

Deputy Director of Athletics

Eddie Nuñez is in his 14th year at LSU and serves as Deputy Director of Athletics. Nuñez assists in daily oversight of the athletic department and serves as the administrator for the men's basketball program and men's and women's tennis as well as liaison with LSU Sports Properties, the Tiger Athletic Foundation and University Licensing and Brand Management.

During his tenure at LSU, Nuñez has provided leadership within seven different positions within the Athletics Department as well as being appointed to represent the department of athletics on various University and community committees.

Under his guidance, the athletic department has experienced over \$400 million dollars in renovations and construction of athletic facility projects. Nuñez also spearheaded the renegotiations of a 10-year multi-media rights agreement with Outfront Media Sports.

Additionally, in his capacity as Deputy Director of Athletics, he has supervisory responsibility for the planning and management of the athletic strategic plan, Marketing/Promotions, Athletic Communications, Social and Digital Media, Creative Services, Video and Network Broadcast Services departments and directs all capital projects for the Athletic Department.

Nuñez has 17 years of experience working in intercollegiate athletics. Prior to his time at LSU, Nuñez was the Director of Game and Event Management at Vanderbilt University. At Vanderbilt, along with directing the Game and Event Management department, he also assisted in construction of numerous facilities. Prior to that, Nuñez served as men's basketball administrative assistant coach at Marquette University for one year and two years as men's basketball graduate assistant for coach Billy Donovan at the University of Florida.

Nuñez played two seasons on the University of Florida basketball team in 1996-97 and 1997-98. He transferred to Florida after playing two years from Miami-Dade Community College.

A native of Miami, Fla., Nuñez received his Associate degree in arts and architecture from Miami-Dade Community College, his Bachelor's in Sports Management and Masters in Sports Administration from the University of Florida. He is married to the former Jane Hess and the couple are proud parents of two daughters, Elizabeth Kendall Nuñez (8) and Anna Caldwell Nuñez (6).



Miriam Segar

Senior Associate AD/Senior Woman Administrator

Former LSU women's basketball player Miriam Segar has been a part of the athletics administration since June of 1995 and is now the Senior Associate AD and the department's Senior Woman Administrator after having served as Associate Athletics Director for Student Services since April 2007. She had served as Assistant Athletics Director since 2004.

As LSU's Senior Woman Administrator, Segar's responsibilities include oversight of the highly successful Tiger Olympic Sports program. She also supervises the Tiger baseball program and the

LSU cheerleaders.

Segar began her administrative career at LSU as the compliance coordinator where she served for three years. Following that, in 1998, Segar was named the director of the CHAMPS/Life Skills Program where she worked until 2001 when she became the Director of Student Services. While working with CHAMPS/Life Skills, Segar guided the program to the Division I Athletic Directors Program of Excellence Award in 2001.

Prior to returning to her alma mater, Segar spent one year at the SEC office as the championships assistant and the officiating assistant, assisting in the management of all SEC championships and tournaments and the coordination of women's basketball officials.

Segar, the 2006 Athletic Department Female Alumnus of the Year, was a three-year captain for the Lady Tigers basketball team and received four letters from 1990 to 1994. She earned the 1994 NCAA Post-graduate Scholarship and was a member of the 1994 NCAA All-Academic team.

Segar and her husband Jamie have four children -- Grant, Reid, Maggie and Hayes.



Brian Broussard

Associate AD/Ticket Sales and Operations

A 21-year veteran of the Athletics Department, including 17 years as ticket manager, Brian Broussard was promoted to Assistant Athletics Director for Ticket Operations in July 2007 and Associate AD in 2012.

Broussard is responsible for revenue in excess of \$50 million, which includes the management of ticket and parking sales and renewals for all sports, as well as Tradition Fund donations for football, men's basketball and baseball.

Broussard began at LSU in August 1996 as an assistant ticket manager responsible for men's basketball sales and the day-to-day operations of ticket office. In March 2000, he was promoted to ticket manager, becoming responsible for the ticketing in all sports.

Prior to joining the LSU staff, Broussard was the ticket manager at Northwestern State in 1996. He worked as a promotions assistant at the University of Miami in 1995 and was the gameday club manager for the New Orleans Saints in 1994.

The Gretna native earned his bachelor's degree in political science from LSU in 1993. He is married to the former Aimee Hodges of Alexandria.



Emmett David

Associate AD/Facility and Project Development

Emmett David joined the LSU Athletics Department in 2012 after serving as Director of the Office of Planning Design and Construction at LSU since June of 1996.

He assists in facility and project development for the Athletic Department and TAF that include the recently completed South Stadium addition, the tennis stadium and indoor facility, the gymnastics practice facility, football weight training facility, tiger habitat and other property holding enhancements.

Among his responsibilities for the University was to serve as facility officer for Doctoral I Research Institution consisting of 11.2 million gross square feet with 250 primary buildings. He also was responsible for the 5-year Capital Outlay project planning of some \$484 million, deferred maintenance reporting and funding; and, ADA and Life Safety Code deficiency projects, budgets and tracking of expenditures of some \$200 million. He was responsible for physical development on campus with projects such as Choppin Annex, Residential College, Business Education Complex, Raphael Semmes Parking Garage and numerous major maintenance, repair and restoration projects.

Emmett also coordinated and implemented master plans for multiple departments such as Parking and Traffic, Athletics, Veterinary Medicine, Student Health Center, Union, University Recreation, South Campus and Residential Life. He developed long range planning of future projects and the impact of associated displacement and managed space inventory that provided the bridge for current masterplans and campus redevelopment. Emmett also has served as a Staff Senator.

Emmett graduated from LSU with a Bachelor of Architecture in 1982 and his Master of Public Administration in 2006. He is a registered licensed architect by the state of Louisiana.

Emmett, and his wife Maurine, have two children Chloe a resident of Baton Rouge and Gabriel a resident of Riverside, California.



Neal Lamonica

Assistant AD/Fiscal Operations

Neal Lamonica, a member of the LSU Athletic Department staff since January 2000, was promoted to Assistant Athletic Director for Fiscal Operations in August 2013.

His primary duties include monitoring the Athletic Department's over \$129 million budget, and assisting coaches and administrators in formulating budgets for future years. He also serves as the liaison to the athletic department's retail sales operations and Tiger Booster Clubs.

Lamonica began his professional career at LSU in 2000 in the athletic department compliance office before moving to the business office in June 2003. He served as Coordinator of Athletic Business until December 2005, when he was named Business Manager. Lamonica was promoted to Director of Fiscal Operations in November 2009.

Lamonica received a bachelor's degree in mass communications from LSU in 1998, and he earned an LSU master's degree in business administration in 2003.

Lamonica and his wife, Blythe, are the parents of three sons -- Davis, Sam Henry and Luke.



Mathew Shanklin

Assistant AD/Marketing

Mathew Shanklin is in his seventh year at LSU serving as the Assistant Athletic Director of Marketing and as the General Business Manager for LSU Sports Properties, the multi-media rights holder for Tiger Athletics. Previously, Shanklin served 20 years as the Associate Athletic Director of Marketing and Licensing at the University of Arkansas.

Shanklin supervises all operations and client services for LSU Sports Properties, while also managing the LSU Marketing efforts. Since joining LSU, he has implemented several new initiatives including the Bengal Brigade Street team and the new band pre-game presentation for men's basketball and Hispanic broadcasts for LSU Football in Baton Rouge and New Orleans. He also spearheaded the unique halftime concert with Grammy winners 3 Doors Down and the LSU Marching Band at the LSU-Texas A&M game in 2015.

While at Arkansas, Shanklin was in charge of all department marketing/promotions, corporate sponsorships, advertising sales and coordinated all sales and programming for the football, basketball and baseball video boards. In 2000, Shanklin negotiated what was then the largest sponsorship in college sports when he secured an \$11.3 million partnership with Southwestern Bell/Cingular. He was instrumental in developing the HogPen, a tailgating area for fans inside Baum Stadium, the Hog Spa hot tub area at Baum Stadium and the RBI Girls. Shanklin was instrumental in establishing the school's first baseball radio network in 1992, one of the nation's largest with more than 25 affiliates statewide as well as creating the first Hispanic radio network for the University of Arkansas. In 1998, Shanklin became the university's licensing coordinator and under his direction, licensing revenues increased every quarter.

Shanklin was assistant marketing director at East Carolina University for a year before going to Arkansas. He had served as an intern at Arkansas for five months before joining the ECU staff.

A 1984 graduate of South Mecklenburg (N.C.) High School in Charlotte, N.C., where he lettered in baseball and soccer, Shanklin earned his degree in communications from North Carolina-Wilmington in 1988.

A graduate of Ohio University's highly respected sports administration program, Shanklin earned a master's degree in that program in the fall of 1989.

A native of St. Louis, Missouri, Shanklin married the former Missy Emmerson of Jacksonville, Texas, in 2003. She has a daughter, Jordan who graduated from LSU in May, and they are also the parents of Barbara Blake (12) and Izabella Grace (10).



David Taylor

Assistant AD/Game-Event Management

David Taylor, who has been a part of LSU's game management team since September 2005, was promoted in August 2014 to Assistant Athletic Director of Game and Event Management. Taylor handles all aspects regarding game management of athletic events while overseeing a staff that helps coordinate all events within the LSU Athletic Department grounds.

Taylor, who started as game management coordinator, was promoted to Assistant Director in 2006 and Associate Director in 2008. He assumed the directorship of Game and Event Management in September 2011.

Prior to that, Taylor served as Assistant Coordinator of Athletic Facilities and Game Operations at Texas State University from 2003 to 2005.

Taylor earned his B.S. degree from Texas-El Paso in 1999 and his Masters in Sports Management in 2003 from the University of Texas.



Blair Napolitano

Assistant AD/Compliance

Blair Napolitano, who is in her 11th year with the LSU athletic department, was promoted to assistant athletic director in October 2014. She directs the day-to-day-operations of the compliance office, and her primary duties include researching and communicating with coaches, counselors and prospective student-athletes regarding prospect's initial eligibility and amateurism status.

She also serves on the liaison for student-athletes to the LSU admissions office, and she researches and provides interpretations on NCAA rules and SEC bylaws to coaches, staff and student-athletes.

Napolitano began her LSU career as a compliance coordinator in October 2005, and she was named director of compliance in October 2009.

A native of Baton Rouge, she earned her bachelor's degree in kinesiology from LSU in 2005 while serving as a student manager for the track and field team from 2003-05. She received her Master's degree in business administration from LSU in August 2010.

Napolitano and her husband, Anthony, have three children - Carter, James and Charlotte.



Wendy Nail

Assistant AD/Human Resources

Wendy Nail has served in the LSU Athletics Human Resources department since 2001. She was promoted to Manager in 2003 and named an Assistant AD in November of 2015.

Nail, graduated from Southeastern Louisiana University in Hammond in May 2000 with a major in kinesiology with a sports administration concentration. She completed her Masters of Science at LSU in August 2001.

Nail is married to husband Slater and they have two daughters; Kendall and Olivia.



Michael Bonnette

Associate AD/Communications

Michael Bonnette enters his 18th year as LSU's Communications Director and 11th as Associate Athletic Director. Bonnette was originally elevated to Sports Information Director in August of 2000 and the promoted to Assistant Athletic Director in July of 2004.

As Communications Director, Bonnette serves as the chief contact for LSU's nationally-ranked football team as well as overseeing all publicity activities for the 21 sports sponsored by the Athletic Department.

The 47-year-old Bonnette, who served as an Associate Sports Information Director for seven years, is in his 24th year with the LSU Athletic Department.

His 2012 LSU Football media guide as named "Best in the Nation" by CoSIDA, one of several awards he has received from the organization and in the Louisiana Sports Writers Association annual writing contests. His 2014 football media guide was ranked second in the nation.

The Lake Charles, Louisiana native has been around the sports media profession his entire life as he is the son of retired McNeese State Sports Information Director Louis Bonnette, a member of the CoSIDA Hall of Fame. The field at Cowboy Stadium in Lake Charles is named "Louis Bonnette Field". His brother, Matthew, continued the family tradition at McNeese by being named Sports Information Director in July 2012, following his Dad, who held that position for 46 years.

Bonnette, who is a 1993 graduate of LSU, is past president of the Southeastern Conference and is currently the vice-president for SIDs for the LSWA. He is married to the former Robin Arnaud of Opelousas, Louisiana and the couple has three sons: Peyton, Grant and Max.



ACADEMIC SUCCESS

COX COMMUNICATIONS ACADEMIC CENTER FOR STUDENT-ATHLETES



Kenneth O. Miles
Assistant Vice Chancellor/
Executive Director



Walt Holliday
Director of
Academic Affairs



Jason Shaw
Associate Director



Calvin Marshall
Academic Advisor



MODELS OF EXCELLENCE

LSU, in particular the efforts of the Cox Communications Academic Center for Student-Athletes, is one of eight colleges and universities nationwide that was honored by University Business magazine in its Spring 2016 Models of Excellence recognition program. The Models of Excellence program recognizes innovative approaches to encouraging and nurturing student success on campus. "For student-athletes, pressure bears down from all angles - from classroom expectations to media scrutiny," says University Business senior editor Tim Goral. "LSU realizes the unique challenges this population faces, and offers a holistic solution that helps this group succeed outside of game day."

VALUES

Accountability

Exhibiting and promoting responsibility, independence, and self-advocacy.

Commitment

Striving for excellence in the achievement of our organizational goals.

Success

Achieving holistic success in all that is desired, planned, attempted and attained.

Integrity

Upholding and uncompromising moral and ethical code by adhering to rules, regulation and values.

Diversity

Cultivating and sustaining an inclusive environment that foster mutual respect for individual differences.

Teamwork

Fostering a cooperative and supportive efforts achieve mutually defined goals

Service

Contributing to the betterment to society by acknowledging and pursuing the needs of the institution, community and those we serve.

Education

Fostering a thirst for knowledge and promoting the discipline to pursue life-long learning.

"ENTER TO LEARN, LEAVE TO SERVE"



STUDY AREA

Included in the 54,000 square feet of the Academic Center are individual study areas as well as 12 private computer rooms for student-athletes to work one-on-one with tutors or by themselves.



BO CAMPBELL AUDITORIUM

The 1,000-seat auditorium is used throughout the year as a classroom and lecture hall. Each seat in the auditorium has space for a laptop and a modem hookup, providing each student unlimited learning opportunities. The auditorium also contains a movie theatre size screen to aid professors with

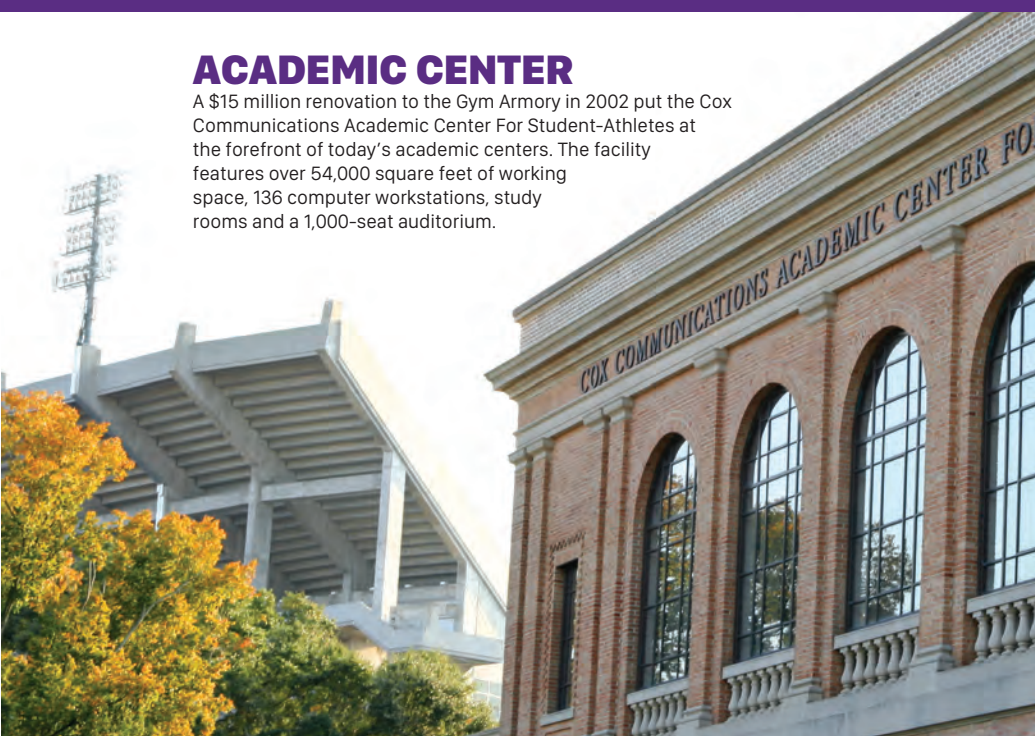


THE LIBRARY

The library provides a perfect setting for individual study, or with a tutor

ACADEMIC CENTER

A \$15 million renovation to the Gym Armory in 2002 put the Cox Communications Academic Center For Student-Athletes at the forefront of today's academic centers. The facility features over 54,000 square feet of working space, 136 computer workstations, study rooms and a 1,000-seat auditorium.



VISION

To be the premier provider of transformative student-athlete support services.

MISSION

To challenge our student-athletes to achieve their highest level of intellectual and personal development.

GOALS

- Graduate our Student-Athletes
- Prepare Student-Athletes for Life after LSU
- Promote and Preserve Academic Integrity Through Education and Example
- Nurture the Personal Well-Being and Professional Aspirations of Our Team

The Nation's Elite Teams



Gymnastics

The LSU gymnastics team compiled one of the most dominant seasons in school history with a 34-2 record and sweep of the Southeastern Conference regulars season and tournament titles. After advancing to the NCAA Championships with its fifth-straight NCAA Regional title, the Tigers posted the highest team score ever at an NCAA meet in Semifinal II on April 14, 2017. Ashleigh Gnat, Kennedy Edney and Sarah Finnegan also took home NCAA individual titles on floor, vault and bars. With the win, Finnegan became the first bars champion in program history. In its sixth NCAA Super Six appearance, LSU made a furious comeback in the final rotation to roar into second place finish and finish as the National Runner-Up for a second-straight season. Down by .150 heading into the final rotation, the Tigers' beam lineup posted an incredible score of 49.725 to tie for the best in school history and the highest for any team at an NCAA Championship.

Baseball

LSU finished with a consensus No. 2 ranking in the final college baseball polls, capping a tremendous season for the Tigers, who posted a 52-20 overall record and advanced to the College World Series Finals. LSU won five championships in 2017 - the Tigers were SEC regular-season champions, SEC Western Division champions, SEC Tournament champions, NCAA Regional champions and NCAA Super Regional champions.

Softball


The LSU softball team made history as the squad advanced to the Women's College World Series for the third-straight time and fourth overall under head coach Beth Torina. The Tigers fought off elimination in the NCAA Regional and NCAA Super Regional in Tallahassee when the team took down No. 4 Florida State and its 36-game home win streak to advance to Oklahoma City.

Men's Golf

The LSU men's golf team earned a ninth-place team finish at the 2017 NCAA Championships. The Tigers earned a fourth-straight top-10 finish for the third time in school history. LSU also won a school single-season record six tournament titles and finished the season ranked as the No. 3 team by GolfWeek/Sagarin Performance Index. Sam Burns enjoyed the most prolific season in school history as the NCAA Division I Jack Nicklaus National Player of the Year

Beach Volleyball

The 2017 campaign was one for the record books as the LSU beach volleyball team compiled its best season to date, finishing with an impressive 27-8 overall record en route to earning its first-ever berth at the NCAA Championships. Over the course of the season, LSU knocked off 10 ranked opponents and rattled off 23-straight wins to mark the third longest winning streak in LSU athletics history.



Ashleigh Gnat

Ashleigh Gnat finished one of the most successful careers in school history by winning the NCAA floor title with a 9.9625 during Semifinal II. During her senior season, Gnat was named the Southeastern Conference Specialist of the Year and NACGC Central Region Gymnast of the Year. The Lake Mary, Florida native was also selected as the winner of the 2017 AAI Award. Gnat finished her career as a four-time SEC Champion and 17-time All-American.



Leonard Fournette

Running back Leonard Fournette completed one of the best careers in LSU history in 2017. Over 32 games, Fournette worked his way to No. 4 in LSU history in rushing yards with 3,830. He finished his career No. 2 in school history in all-purpose yards per game (155.7), No. 3 in overall touchdowns (42), and No. 4 in rushing touchdowns (40) and all-purpose yards (4,981). Overall, Fournette set or tied a total of 23 school records during his career.



Greg Deichmann

Junior rightfielder Greg Deichmann earned 2017 first-team All-America honors after hitting .308 with team highs of 19 homers and 73 RBI. His home run total was the highest by an LSU player since the 2010 season. Deichmann finished No. 2 in the Southeastern Conference in RBI, and he was No. 3 in the league in home runs. Deichmann, who was also voted first-team All-SEC, was selected in the second round of the 2017 MLB Draft by the Oakland Athletics.



Sahvanna Jaquish

Sahvanna Jaquish became the first player in LSU softball history to earn All-America honors all four years and the 33rd in the history of the sport when she earned the distinction in 2017. Jaquish set the LSU career RBI record and finished in the NCAA top-10 list with 268. The senior hit .331 during the 2017 season and also earned 62 walks for the most in a single season in school history.



Mikiah Brisco

Track and Field

Junior Mikiah Brisco took down Oregon's heavily-favored Deajah Stevens on her home track at Hayward Field for the title of NCAA Champion in the women's 100-meter dash as she capped a brilliant 2017 season with a personal-best time of 10.96 seconds in the national final. Brisco, an eight-time All-American in her LSU career, became the seventh Lady Tiger in history and the first in nine years to win the NCAA 100-meter title in Eugene last June. Brisco was also the leadoff leg of LSU's collegiate-record-setting 4x100-meter relay team in 2017 as she teamed with Kortnei Johnson, Jada Martin and Aleia Hobbs for the fastest time in NCAA history at 42.12 for their seasonal best.



Sam Burns

Golf

An in-state product from Shreveport, Louisiana, Sam Burns enjoyed the most prolific season by an LSU golfer in program history in 2016-17 as he ended his sophomore campaign as the NCAA Division I Jack Nicklaus National Player of the Year as the No. 1 player in college golf. Burns claimed four tournament titles and earned 14 top-10 finishes en route to being named a PING First-Team All-American and the SEC Player of the Year in 2017 while smashing LSU's single-season scoring record with a 70.05 scoring average in his 15 appearances. He was the catalyst in the Tigers taking home a fourth-straight top-10 team finish at the NCAA Division I Men's Golf Championships with a ninth-place



Juan Celaya-Hernandez

Swimming and Diving

In just his first year on campus, Juan Celaya-Hernandez posted one of the most impressive seasons in LSU diving history, shattering all three school records on both springboards and platform at the SEC Championships. Celaya-Hernandez was crowned SEC champion on platform and also picked up two silver medals on one and three-meter. At the NCAA Championships, Celaya-Hernandez received All-America honors, earning first-team recognition on three-meter following a third-place finish and honorable mention accolades on one-meter, placing ninth overall in the nation. A native of Mexico, Celaya-Hernandez was also selected as the SEC Freshman Diver of the Year and made the All-Freshman squad.



Jade Lewis

Tennis

Freshman Jade Lewis was named an ITA Singles All-American and compiled a 17-7 singles record as LSU's court one player with 11 wins over ranked opponents. She earned the highest-ranked win by a freshman in school history over No. 4 Astra Sharma of Vanderbilt and clinched the highest-ranked win in program history over No. 5 Auburn by defeating No. 29 Alizee Michaud in straight sets. Lewis was named to the All-SEC Freshman Team and First Team All-SEC as well as SEC Co-Freshman of the Year. Lewis also received Rookie of the Year and Player to Watch honors from the Intercollegiate Tennis Association.

47 National Team Championships

Baseball (6)	1991, 1993, 1996, 1997, 2000, 2009
Men's Basketball (1)	1935
Boxing (1)	1949
Football (3)	1958, 2003, 2007
Men's Golf (5)	1940, 1942, 1947, 1955, 2015
Men's Indoor Track (2)	2001, 2004
Women's Indoor Track (11)	1987, 1989, 1991, 1993, 1994, 1995, 1996, 1997, 2002, 2003, 2004
Men's Outdoor Track (4)	1933, 1989, 1990, 2002
Women's Outdoor Track (14)	1987, 1988, 1989, 1990, 1991, 1992, 1993, 1994, 1995, 1996, 1997, 2000, 2003, 2008

134 SEC Team Championships

Baseball (17)	1939, 1943, 1946, 1961, 1975, 1986, 1990, 1991, 1992, 1993, 1996, 1997, 2003, 2009, 2012, 2015, 2017
Men's Basketball (10)	1935, 1953, 1954, 1979, 1981, 1985, 1991, 2000, 2006, 2009
Women's Basketball (3)	2005, 2006, 2008
Boxing (4) *	1935, 1938, 1939, 1940
Football (11)	1935, 1936, 1958, 1961, 1970, 1986, 1988, 2001, 2003, 2007, 2011
Men's Golf (16)	1937, 1938, 1939, 1940, 1942, 1946, 1947, 1948, 1953, 1954, 1960, 1966, 1967, 1986, 1987, 2015
Women's Golf (1)	1992
Gymnastics (2)	1981, 2017
Softball (5)	1999, 2000, 2001, 2002, 2004
Men's Swimming & Diving (1)	1988
Men's Tennis (4)	1976, 1985, 1998, 1999
Men's Indoor Track (4)	1957, 1963, 1989, 1990
Women's Indoor Track (12)	1985, 1987, 1988, 1989, 1991, 1993, 1995, 1996, 1998, 1999, 2008, 2011
Men's Outdoor Track (22)	1933, 1934, 1935, 1936, 1938, 1939, 1940, 1941, 1942, 1943, 1946, 1947, 1948, 1951, 1957, 1958, 1959, 1960, 1963, 1988, 1989, 1990
Women's Outdoor Track (13)	1985, 1987, 1988, 1989, 1990, 1991, 1993, 1996, 2007, 2008, 2010, 2011, 2012
Volleyball (5)	1986, 1989, 1990, 1991, 2009
Wrestling (4) *	1970, 1971, 1978, 1979


* discontinued sports

Top 20 Director's Cup Finishes 11 of the Last 12 Years

LSU has garnered a top-20 finish in the Learfield Sports Director's Cup standings in 11 of the last 12 years.



2005-06	20th
2006-07	17th
2007-08	8th
2008-09	9th
2009-10	19th
2010-11	19th
2011-12	13th
2012-13	19th
2013-14	24th
2014-15	15th
2015-16	19th
2016-17	18th



ON THE PROWL

Mike the Tiger was ranked by ESPN as the best mascot in the SEC. Mike's habitat is one of the most visited attractions in the state of Louisiana, located in the shadows of the north endzone of Tiger Stadium.



MIKE THE TIGER

HISTORY OF MIKE

Few mascots in the country are as admired as Mike the Tiger. LSU's Bengal mascot serves as the graphic image of all LSU athletic teams. The school has had six mascots, with the most recent, Mike VI, taking over the reign prior to the 2007 national championship football season.

The Bengal/Siberian mix, formerly known as "Roscoe," was humanely euthanized on Oct. 11, 2016 after a four-month battle with cancer. He was donated to LSU by Great Cats of Indiana in Idaville, Indiana, a nonprofit sanctuary and rescue facility for big cats and other large carnivores.

For more than 50 years, Mike rode through Tiger Stadium in a travel trailer topped by the LSU cheerleaders before home games. Before the field parade, Mike's trailer was parked next to the opponent's locker room in the southeast corner of the stadium. Opposing players were forced to pass Mike's trailer to reach their locker room.

In the mid-1980s, pranksters cut the locks on Mike IV's cage and freed him in the



Trainer and namesake Mike Chambers with Mike I housed in City Park Zoo.

early-morning hours just days before the annual LSU-Tulane clash. Mike roamed free, playfully knocking down several small pine trees in the area, before being trapped in the Bernie Moore Track Stadium where police used tranquilizer guns to capture and return

the Bengal Tiger to his home.

The incident was reminiscent of a kidnapping of Mike I many years ago by Tulane students before a Tiger-Green Wave battle.



1936-1956

MIKE I

The original Mike was purchased from the Little Rock Zoo in 1936 for \$750, with money contributed by the student body. Originally known as "Sheik" at the time of his purchase, his name was changed to Mike to honor Mike Chambers who served as LSU's athletic trainer when the first mascot was purchased. The first Mike was housed in the Baton Rouge Zoo for one year before a permanent home was constructed near Tiger Stadium. Mike I reigned for 20 years before dying of pneumonia.



MIKE'S HABITAT

In 2005, a new environment (above) was created for Mike that is 15,000 square feet with lush foliage, a large Live Oak tree, a beautiful waterfall and a stream evolving from a rocky backdrop overflowing with plants and trees. The habitat has, as a backdrop, an Italianate tower – a campanile – that creates a visual bridge to the Italianate architectural vernacular that is the underpinning of the image of the entire LSU campus. This spectacular habitat features state-of-the-art technologies, research, conservation and husbandry programs, as well as educational, interpretive and recreational activities. It is, in essence, one of the largest and finest Tiger habitats in the United States.



SNEAUX DAY

On Dec. 11, 2008, a winter storm blanketed Baton Rouge that hadn't been seen in decades. The early white Christmas gave Mike VI, LSU's live Bengal/Siberian tiger, a chance to relax and play in nearly two inches of accumulation.



1956-1958

MIKE II

The second Mike served a brief reign, lasting only through the 1957 season before dying of pneumonia in the spring of 1958. He was born at the Audubon Zoo in New Orleans and came to LSU on Sept. 28, 1956. The young tiger was held overnight in Tiger Stadium and unveiled Sept. 29, the opening day of the football season.



1958-1976

MIKE III

Just in time for the 1958 national championship season, Mike III was purchased from the Woodland Park Zoo in Seattle, Wash., following a "national search" by then-athletic director Jim Corbett. The student body contributed \$1,500 for the purchase of the tiger. Mike III served as mascot for 18 seasons, dying after the only losing season of his reign, as LSU posted a 5-6 record in 1975.



1976-1990

MIKE IV

Mike IV reigned over Tiger athletics for 14 years after being donated to the school by August A. Busch III from the Dark Continent Amusement Park in Tampa, Fla. on Aug. 29, 1976. Born on May 15, 1974, Mike's age and health were determining factors in his retirement to the Baton Rouge Zoo in 1990. Mike IV died of old age in March of 1995 at the age of 21.



1990-2007

MIKE V

Mike V was donated by Dr. Thomas and Caroline Atchison of the Animal House Zoological Park in Moulton, Ala. Dr. Sheldon Bivin of the LSU School of Veterinary Medicine traveled to Alabama and brought the baby tiger back to Baton Rouge. Born Oct. 18, 1989, the new tiger was introduced to LSU fans at a basketball game against Alabama in February of 1990. He officially began his reign on April 30, 1990, when he was moved into the tiger habitat across from Tiger Stadium. Mike V died on May 18, 2007, at the age of 17.



2007-2016

MIKE VI

Mike VI arrived on Aug. 25, 2007, thanks to the donation by Great Cats of Indiana. He was designated as the successor to Mike V on Sept. 8, when LSU played Virginia Tech. On Sept. 14, 2007, a ceremony was held to honor Mike V and dedicate the habitat to Mike VI. The Bengal/Siberian mix, formerly known as "Roscoe," reigned over a football national title in his first year and a 2011 SEC championship and perfect regular season. Mike VI was diagnosed with a rare form of cancer in May 2016 and underwent first-of-its-kind radiation treatment. He was humanely euthanized on Oct. 11, 2016 at the age of 11 after a four-month battle with cancer.

LSU GREATS

The following 11 individuals are the only athletes to have their jerseys retired by LSU. Men's basketball has retired the No. 23 for Pete Maravich, No. 50 for Bob Pettit, Jr., No. 33 for Shaquille O'Neal and No. 40 for Rudy Macklin. Women's basketball retired the No. 33 for Seimone Augustus. Football's only two retired jerseys are the No. 20 worn by Billy Cannon and the No. 37 worn by Tommy Casanova. Baseball retired the No. 15 in honor of longtime coach and former athletics director Skip Bertman, the No. 19 for Ben McDonald, the No. 36 for Eddy Furniss and the No. 12 for Todd Walker. Augustus became the first woman in LSU Athletics history to have her jersey retired in January 2010. Walker joined the prestigious list in April 2017.



50 BOB PETTIT

Pettit led LSU to its first NCAA Final Four in 1953 and he later became the first player in NBA history to exceed the 20,000-plus point barrier. Pettit is a member of the NBA Hall of Fame, and in 1997, he was named as one of the top 50 players in NBA history.




23 PETE MARAVICH

"Pistol Pete," Maravich still holds the NCAA record for career points with 3,667 and for career scoring average with 44.2 points a game. He was selected the National Player of the Year in 1970 after leading the Tigers to the NIT Final Four. He scored 50-plus points an amazing 28 times. He went on to a 10-year professional career and was selected as one of the NBA's 50 greatest players in 1997.



20 BILLY CANNON

One of the true legends of college football in the South, Billy Cannon was the 1959 Heisman Trophy winner and helped the Tigers to the 1958 national title. Cannon's most memorable performance came in 1959 against Ole Miss when No. 1 LSU trailed No. 3 Ole Miss 3-0 in the fourth quarter. He fielded a punt, broke seven tackles and returned it 89 yards for the 7-3 victory. He went on to a successful 11-year professional career.



33 SHAQUILLE O'NEAL

Shaquille O'Neal was the first pick in the 1992 NBA Draft. He was named MVP of the league in 2000 and was a three-time NBA Finals MVP after leading the Los Angeles Lakers to three World Championships. At LSU, O'Neal averaged 21.6 points and 13.6 rebounds for his career, and in 1991, he was named the World's Amateur Athlete of the Year as well as SEC Athlete of the Year and National Player of the Year. In 1997, he was named as one of the top 50 players in NBA history.



15 SKIP BERTMAN

A legend in the college baseball ranks, Skip Bertman created a dynasty at LSU, guiding the Tigers to five national titles in a 10-year stretch from 1991-2000. He also coached the United States to a bronze medal at the 1996 Olympics in Atlanta and was an assistant on the gold medal-winning U.S. squad in Seoul, Korea, in 1988. Bertman retired from coaching following the 2001 season and served as LSU's athletics director for seven years. Bertman was inducted into the College Baseball Hall of Fame in 2006.



40 RUDY MACKLIN

Rudy Macklin was a two-time basketball All-American selection during his Tiger career from 1976-81 during which time he became LSU's all-time leading rebounder with 1,276 boards and the second-leading scorer in school history behind only the legendary Pete Maravich with 2,080 points. He led the Tigers to two Elite Eight appearances and the 1981 Final Four in Philadelphia. He still holds the school single-game rebound record with 32, a mark like some of the great records in any sport that may never be broken.

ABOUT LSU RETIRED JERSEYS

The retirement of the jerseys of Casanova, Furniss, Walker, McDonald, Macklin and Augustus comes under a new provision of the LSU jersey retirement bylaws that says the retirement of an athlete's jersey in a particular sport does not preclude a current student-athlete in that sport from wearing the jersey number in that or any other sport, subject to the discretion of the head coach. This provision applies only to jerseys retired after January 1, 2007, so the numbers worn by Maravich, Pettit, O'Neal, Cannon and Bertman may never again be worn by future student-athletes in their respective sports. To have a jersey retired at LSU, an athlete must have completed intercollegiate competition for LSU a minimum of five years prior to nomination. Athletes must have demonstrated truly unusual and outstanding accomplishments, exceeding and in addition to all criteria used for Hall of Fame selection. Nominees must have a unanimous vote of support from the Hall of Fame committee.



37 TOMMY CASANOVA

Tommy Casanova is the only three-time All-American in the history of LSU football and is a member of the College Football Hall of Fame. During his Tiger career from 1969-71, Casanova personified versatility for his myriad of talents as he played offense, defense, returned punts and kickoffs. One of just two three-time All-SEC performers at LSU, he played six seasons with the Cincinnati Bengals of the NFL while earning his medical degree.



19 BEN MCDONALD

Ben McDonald won the prestigious Golden Spikes Award, given annually to the nation's most outstanding player, in 1989 and is a member of the College Baseball Hall of Fame. He led LSU to two College World Series appearances. In 1989, McDonald was named National Player of the Year by Baseball America, The Sporting News and Collegiate Baseball. He was selected by the Baltimore Orioles as the No. 1 pick in the major league draft in 1989 and went on to enjoy a 10-year major league career with the Orioles and the Milwaukee Brewers.



33 SEIMONE AUGUSTUS

Seimone Augustus is the only women's basketball player in school history to earn State Farm Coaches Association All-America honors three times: 2004, 2005 and 2006. Augustus became LSU's first NCAA National Player of the Year, and she claimed the honor twice in 2005 and 2006. A 2006 graduate of LSU, Augustus was the 2012 WNBA Finals MVP after winning a world title. She also led the United States to Olympic gold medals at the 2008 Beijing and 2012 London Games.



36 EDDY FURNISS

Eddy Furniss enjoyed one of the best four-season stretches (1995-98) in college baseball history. Furniss is still the Southeastern Conference all-time leader in hits (352), home runs (80), RBI (308), doubles (87) and total bases (689). He was selected in the fourth round of the 1998 Major League Draft by the Pittsburgh Pirates and played five seasons in the minor leagues before retiring to concentrate on a career in medicine.



12 TODD WALKER

Todd Walker, a two-time first-team All-American, led the Tigers to the national championship in 1993, earning the College World Series Most Outstanding Player award. Known for his incredible work ethic, Walker was a two-time finalist for the Golden Spikes Award, a first-team All-SEC member three years and the SEC Player of the Year in 1993. He posted a .396 career batting average, and he completed his collegiate career as the SEC all-time leader in hits (310), runs (234), RBI (246) and total bases (557). Walker was the eighth overall selection in the 1994 Major League Baseball Draft and enjoyed a 12-year career.



ABOVE: The 2015 LSU Athletic Hall of Fame induction class was joined on stage by the HOF members who attended the ceremony. **RIGHT:** In 2015, LSU Vice Chancellor/Athletics Director Joe Alleva presents Ebert Van Buren with his Hall of Fame plaque. Van Buren played football from 1948-50 and was a team captain.



LSU Athletic Hall of Fame



The LSU Athletic Hall of Fame showcases the finest student-athletes and coaches to wear the Purple and Gold. To be eligible for the LSU Hall of Fame in the Athlete category, an individual must have earned a college degree and gained national distinction through superlative performance. Hall of Fame candidates must also have established a personal reputation for character and citizenship.

To be eligible in the Coach/Administrator category, the individual must have made significant contributions to LSU Athletics and gained national distinction through exceptional accomplishments in his or her field of expertise while establishing an image that reflects favorably upon the University.

The LSU Athletic Hall of Fame presently includes 136 members, which includes the latest Class of 2015: gymnast April Burkholder; hurdler Kim Carson; javelin thrower and Olympian Laverne Eve; Olympic gold medalist in women's basketball Sylvia Fowles; swimmer Todd Torres; football NFL All-Pro Ebert Van Buren; athletic trainer Mike Chambers, for whom LSU's live mascot "Mike" The Tiger is named; and trainer Herman Lang, who worked with three generations of LSU athletes. The next class to the Hall will be inducted in September of 2017.

Nominations

Nominations for the LSU Athletic Hall of Fame are accepted each fall. Nomination forms may be obtained by calling (225) 578-3600, or may be downloaded at LSUsports.net/nominations.

ADMINISTRATORS

Jeff Boss, Equipment Manager
Carl Maddox, Athletic Director

ATHLETIC COUNCIL

James F. Broussard

ATHLETIC TRAINING

Dr. Marty Broussard
Mike Chambers
Herman Lang

BASEBALL

Joe Bill Adcock
Kurt Ainsworth
Skip Bertman
Alvin Dark
Eddy Furniss
Lloyd Peever
Todd Walker

MEN'S BASKETBALL

Frank Brian
Dale Brown
Joe Dean
Durand "Rudy" Macklin
Shaquille O'Neal

Harry Rabenhorst
Bob Pettit
Malcolm "Sparky" Wade

WOMEN'S BASKETBALL

Seimone Augustus
Dana "Pokey" Chatman
Sylvia Fowles
Sue Gunter
Marie Ferdinand-Harris

BOXING

Calvin Clary
Heston Daniel
Robert L. "Bobby" Freeman
Henry Glaze
J.L. Golsan
Al Michael
Wilbert Moss
William Snyder Parham
Edsel "Tad" Thrash

FOOTBALL

Nacho Albergamo
Charles Alexander
Billy Baggett
George Bevan
James Britt

Percy Brown
Billy Cannon
Warren Capone
Tommy Casanova

Brad Davis
Wendell Davis
Paul Dietzel
Robert Dugas
Lawrence Dupont
Tom Dutton
Ronnie Estay
Jesse Fatherree
Kevin Faulk
G.E. "Doc" Fenton
Sid Fournet
Newton C. Helm
O.G. "Butch" Helveston
Tommy Hodson
R.B. Howell
Clarence "Fatty" Ives
Bert Jones
Ken Kavanaugh, Sr.
Kenny Konz
Tyler LaFauci
Clyde Lindsey
Jerry Marchand
Charlie Mason
Kevin Mawae
Charles McClendon

Anthony McFarland
Abe Mickal
Fred Miller
Doug Moreau
Guy Nesom
W.E. "Bill" Pitcher
Ruffin G. Pleasant
Warren Rabb
Archie Ed Robertson
Johnny Robinson
Charles "Pinky" Rohm
John J. Seip
Norman Stevens
Marvin "Moose" Stewart
Jerry Stovall
Charles "Bo" Strange
Jimmy Taylor
Gaynell Tinsley
Y.A. Tittle
Joe Tuminello
Ebert Van Buren
Steve Van Buren
Abner Wimberly
Roy "Moonie" Winston

GOLF

Henry Castillo
Gardner E. Dickinson, Jr.
Fred Haas, Jr.

J. Paul Leslie, Sr.
Jenny Lidback
B.R. "Mac" McClendon
Eddie Merrins

GYMNASTICS

Jeanie Beadle-Staples
April Burkholder
Amy McClosky-McGinley
Sandra Smith-Whitmire
Jennifer Wood

SOFTBALL

Britni Sneed

SWIMMING & DIVING

Ashley Culpepper-Gluck
Richard "Rick" Meador
Bob Percy
Todd Torres

TENNIS

Steve Faulk
Donnie Leaycraft

TRACK & FIELD

Nathan "Buddy" Blair
Sidney Bowman
Billy Brown

Joseph T. Butler, Sr.

Harry Carpenter
Kim Carson
Oris "Arky" Erwin
Laverne Eve
Matt Gordy
Billy Hardin
Glenn "Slats" Hardin
D'Andre Hill
Esther Jones
Suzette Lee
Robert Lowther
R. Delmon McNabb
Bernie Moore
Al Moreau
Eric Reid
Rob Smith
Lurline Struppeck
Cheryl Taplin
Jack Torrance
Schowonda Williams

VOLLEYBALL

Dani Reis



LOUISIANA SPORTS HALL OF FAME

Located in Natchitoches, La. > LASportsHall.com

PLAYERS

Charles Alexander (RB, 1975-78) inducted 1993
 Michael Brooks (LB, 1983-86) inducted 2009
 Billy Cannon (HB, 1957-59) inducted 1976
 Tommy Casanova (DB, 1969-71) inducted 1985
 Jim Cason (HB, 1944-47) inducted 2003
 Tommy Davis (FB/K, 1953, 58) inducted 1988
 A.J. Duhe (DT, 1973-76), inducted 2001
 Tom Dutton (T, 1912-14) inducted 1969
 Ronnie Estay (DE, 1969-71) inducted 2006
 Alan Faneca (OL, 1995-97) inducted 2014
 Kevin Faulk (RB, 1995-98) inducted 2015
 G.E. "Doc" Fenton (QB, 1907-09) inducted 1968
 Lee Hedges (QB, 1949-51) inducted 2010
 Dalton Hiliard (RB, 1982-85) inducted 1997
 Tommy Hodson (QB, 1986-89) inducted 2013
 Bert Jones (QB, 1970-72) inducted 1986
 Ken Kavanaugh (E, 1937-39) inducted 1970
 Eddie Kennison (WR, 1993-95) inducted 2017
 Kenny Konz (HB, 1948-50) inducted 2000
 Eric Martin (WR, 1981-84) inducted 2006
 Kevin Mawae (OL, 1990-93) inducted 2013
 Abe Mickal (HB, 1933-35) inducted 1970
 Fred Miller (T, 1960-62) inducted 1990
 Johnny Robinson (HB, 1957-59) inducted 1984
 Terry Robiskie (RB, 1973-76) inducted 2012
 Jerry Stovall (HB, 1960-62) inducted 1981
 Jimmy Taylor (FB, 1956-57) inducted 1974
 Gaynell Tinsley (E, 1934-36; head coach, 1948-54) inducted 1959
 Y.A. Tittle (QB, 1944-47) inducted 1972
 Steve Van Buren (HB, 1941-43) inducted 1961
 Roy Winston (G, 1959-61) inducted 1991

COACHES

Paul Dietzel (1935-47) inducted 1988
 Charles McClendon (1932-34) inducted 1982
 Bernie Moore (1935-37) inducted 1963
 Biff Jones (1932-34) inducted 1966
 Arthur "Red" Swanson (1939-48) inducted 2016
 Otis Washington (1980) inducted 2015

NON-FOOTBALL MEMBERS

Joe Adcock, baseball, basketball, inducted 1975
 Albert Belle, baseball, inducted 2005
 Skip Bertman, baseball coach, inducted 2002
 Buddy Blair, basketball, track, baseball, inducted 1981
 Pete Boudreaux, track, inducted 2014
 Sid Bowman, track, inducted 1976
 D-D Breaux, gymnastics, inducted 2017
 Frank Brian, basketball, inducted 1986
 Dr. Marty Broussard, athletic trainer, inducted 2009
 Billy Brown, track, inducted 1969
 Dale Brown, basketball, inducted 1999
 Jim Corbett, athletic director, inducted 1985
 Alvin Dark, baseball, inducted 1976
 Joe Dean, basketball, athletic director, inducted 2001
 Mel Didier, baseball, inducted 2003
 Ray Didier, baseball, inducted 2017
 Moon Ducote, basketball, inducted 2014
 Eddy Furniss, baseball, inducted 2012
 Yvette Girouard, softball coach, inducted 2015
 Matt Gordy, track, inducted 1985
 Tad Gormley, track coach, inducted 1968
 Sue Gunter, women's basketball coach, inducted 2005
 Billy Hardin, track, inducted 1998
 Slat Hardin, track, inducted 1962
 Thomas Pinckney "Skipper" Heard, athletic director, 2011
 Dana Jenkins, track, inducted 1968
 Esther Jones, track, inducted 2007
 Bobby Lowther, basketball, track, inducted 1995
 Rudy Macklin, basketball, inducted 2005
 Carl Maddox, athletic director, inducted 1986
 Pete Maravich, basketball, inducted 1984
 Ben McDonald, baseball, inducted 2010
 Al Moreau, track, inducted 1963
 Shaquille O'Neal, basketball, inducted 2013
 Bob Pettit, basketball, inducted 1973
 Harry Rabenhorst, basketball coach, inducted 1970
 David Toms, golf, inducted 2017
 Jack Torrance, track, inducted 1961
 Sparky Wade, basketball, inducted 1962



PRO FOOTBALL HALL OF FAME

Located in Canton, Ohio. Year indicated is when individual was inducted.

1965 -- Steve Van Buren, HB (played with the NFL's Philadelphia Eagles)
 1971 -- Y. A. Tittle, QB (played with the NFL's Baltimore Colts, 1948-51; San Francisco 49ers, 1951-60; New York Giants, 1961-64)
 1976 -- Jimmy Taylor, FB (played with the NFL's Green Bay Packers, 1958-66; New Orleans Saints, 1967)

JAMES J. CORBETT MEMORIAL AWARD

Presented annually by the New Orleans Mid-Winter Sports Association, to Louisiana's most outstanding athlete.

1967 - Nelson Stokley, QB
 1972 - Bert Jones, QB
 1976 - Terry Robiskie, RB
 1978 - Charles Alexander, TB
 1982 - Alan Risher, QB
 2001 - Josh Reed, WR
 2003 - Chad Lavalais, DT
 2004 - Marcus Spears, DE
 2011 - Patrick Peterson, CB/RS
 2012 - Morris Claiborne, CB
 2014 - Leonard Fournette, RB
 2016 - Leonard Fournette, RB

NATIONAL FOOTBALL FOUNDATION HALL OF FAME

Located in South Bend, Indiana. Year indicated is when individual was inducted, and years in parentheses are those in which individual lettered or was a coach at LSU.

PLAYERS

1956 Gaynell "Gus" Tinley, E (1934-35-36, head coach 1948-54)
 1963 Ken Kavanaugh, Sr., E (1937-38-39)
 1967 Abe Mickal, HB (1933-34-35)
 1971 G. E. "Doc" Fenton, QB (1907-08-09)
 1995 Tommy Cassanova, S (1969-70-71)
 2008 Billy Cannon, HB (1957-58-59)
 2010 Jerry Stovall, HB (1960-61-62)
 2012 Charles Alexander, RB (1975-76-77-78)
 2016 Bert Jones, QB (1970-71-72)

COACHES

1951 Dana X. Bible (head coach, 1916)
 Mike Donahue (head coach, 1923-27)
 1954 Lawrence M. "Biff" Jones (head coach, 1932-34)
 Bernie H. Moore (head coach, 1935-47)
 1986 Charles McClendon (head coach, 1962-79)

HERE FOR TIGERS

For 30 years, Tiger Athletic Foundation members have brought out the best in LSU student-athletes on and off the field. We were there for Warren Morris' walk off homerun, the Bluegrass Miracle, and the Drive for Five. We were there when funds needed to be raised to build the Cox Communications Academic Center for Student-Athletes and when graduation rates hit an all time high of 88% in 2016. **We are TAF, and we'll always be here for Tigers.**

JOIN US TODAY

TAF

LSU TIGER ATHLETIC FOUNDATION



LSUTAF.ORG



the exclusive marketing and multimedia rights partner of **LSU** Athletics



TEAM LSU CORPORATE PARTNERS



TIGER PARTNERS



Your Louisiana BMW Centers
BMWcenters.com



FOR MORE INFORMATION REGARDING SPONSORSHIP OPPORTUNITIES WITH LSU ATHLETICS,
PLEASE CONTACT:

LSU Sports Properties
LSU Athletic Administration Building
Baton Rouge, LA 70803

225.578.8883

Credential and Access Guidelines For Media Covering LSU Athletics

LSU's goal is to disseminate information as widely, uniformly and fairly as possible using normally accepted media standards.

Media must meet the following guidelines in order to be granted credentials. Only media that meet the criteria and have approved the SEC Media Policy through the request of credentials on the LSU media site at LSUsports.net/media will be allowed to move forward on the credential site to request credentials and receive consideration for access to LSU Athletic events. No credential requests by media will be accepted by either email or phone.

Past coverage and attendance at football games, football media luncheons, men's and women's basketball games, media sessions and baseball and softball games for the 2016-17 season will be taken into consideration for granting of credentials during the 2017-18 calendar year.

To receive credentials a media entity must have gone "live" to the public prior to March 15, 2017 and be able to document plans for future coverage of all major LSU sports.

Media affiliates and websites who have members who are members of the Louisiana Press Association and/or Louisiana Sports Writers Association are given priority.

The number of credentials issued is limited by available resources. Due to space and facility restrictions, access, seat assignments in the press area as well as sideline photographer will be made on a space available basis.

All credential policies are subject to change and final approval of all credentials is at the discretion of the Associate AD of Communications.

GENERAL

Each Bearer must be and hereby represents that he or she is acting on a specific assignment for an accredited media agency and has a legitimate working function in connection with the Event attended. The credential is not transferable and may be revoked at any time.

The rights and privileges granted to Bearer may be terminated if any term or condition for use of the Credential is breached. The unauthorized use of the Credential subjects the Bearer to ejection from the Event.

While within the event venue, bearer shall, at all times, adhere to the policies in place for the event, abide by and respect access limitations, and accept and follow directions provided by the SEC or the SEC member institution(s) hosting the event.

IDs will be required to pick up credentials and names must match the requested credential the person is picking up.

PRINT

Daily newspapers are eligible to apply for credentials and access to media opportunities. The granting and number of credentials will be based on newspaper's circulation on a space-available basis.

Those newspapers publishing more than twice a week, but less than six, will have priority after those in the daily newspaper category.

Weekly and non-daily newspapers that do not cover the team on a daily basis will be limited to non-conference games if space exists.

Specialty publications that cover college football or sports in the host site of the two participating schools are

eligible on a space-available basis.

Student newspapers from the two teams are able to apply for credentials on basis of a maximum of two press box seats for dailies and one press box seat for weeklies.

TELEVISION

Television stations that have nightly news broadcasts that originate in the locale of the station that includes sports coverage are eligible to apply for credentials. All other stations will be filled on a space-available basis.

Student television stations from the two participating schools are eligible to apply on a space-available basis.

The credential confers on bearer a limited non-exclusive and non-transferable license (with no right of sublicense) to use broadcast video feeds of the event only for regularly scheduled television newscasts aired only on television (but not on any form of television available or viewable on the Internet, except for a single, non-archived only simulcast by bearer) within the period expiring at midnight on the seventh day after the event and NO video used for such purposes shall exceed three minutes. Bearer may not broadcast any video of game action that is "live" until the Event has been completed.

SEC AFFILIATE NETWORK

The SEC now offers access to free licensed game highlights and other newsworthy event video, including select live streams, through the SEC Affiliate Network. This annual program is exclusively available to the accredited media. It covers all teams and all sports for both men's and women's teams. Video is delivered through a customizable digital video player immediately after televised games/events conclude. Participating news affiliates can also select individual clips to insert directly into Online stories. Television stations also have access to an FTP account to run content on-air. The SEC Affiliate Network is managed through XOS Digital. To join, please request a participation form from the program's director, Anna Marie Neri, at aneri@xosdigital.com or at 407-670-5049.

RADIO

National and regional networks are eligible to apply for credentials.

Radio stations that employ a full-time sports director or regularly air sports news or locally-produced talk shows are eligible to apply for credentials. No talk show may have more than one credential and the maximum credentials a station may receive for a game, based on space availability, is two.

Unless short (10 to 30 second) live updates are allowed by the SEC or its member hosting the event, radio stations that have no licensed rights to the event shall not broadcast any report from the venue on a live basis or broadcast any live description of any Event while it is still in progress.

INTERNET

Internet sites of the home and visiting school (as determined by the Media Relations/SID) are eligible to apply for credentials.

LSU's policy is to issue credentials only to those organizations whose primary purpose is to gather news and disseminating it and for which other commercial activities

are ancillary.

Other Internet sites must meet each of the following guidelines in addition to meeting the above criteria to be eligible to apply for credentials and access as determined on a space-available basis.

- Website must be a legal, corporate entity.
- Website must provide daily coverage of LSU or the visiting team with its own full-time staff of reporters, photographers and equipment.
- Website must travel to and cover a majority of away games and all major post-season events.
- Website must be accredited by the home university as working media.
- Websites that sponsor message boards, message centers or chat room as their primary function where people are allowed to post anonymous information will not be issued credentials.
- The maximum number of credentials that a website may receive is two based on space available and the discretion of the communications staff or Associate AD of the Communications.

BLOGGING

By acceptance and use of an LSU media credential, the holder agrees to the following conditions as established by LSU and the Southeastern Conference:

Blogging, including periodic updates of scores, statistics or other brief descriptions of the competition throughout the event, is acceptable provided that the bearer conforms to the blogging policies separately published by the SEC, as such policies may be revised from time to time.

No bearer may produce or disseminate in any form a "real-time" description or transmission of the event in any manner that constitutes, or is intended to provide or is promoted or marketed as a substitute for television or video coverage of such event. Bearer agrees that the determination of whether a blog is a real-time description or transmission shall be made by the SEC in its reasonable discretion.

LIVE VIDEO FROM PRESS BOX OR FIELD PROHIBITED

Any video shot for such apps as Instagram, Periscope, Snapchat, or Facebook is prohibited during the course of a televised game at any time based on rights between the televising entity and the SEC. The SEC has the discretion to determine what video may be in violation of this policy.

Video shots of a television monitor of replays shown to the public during the telecast is also in violation of this policy. This is in effect for all LSU home games, non-conference or SEC contests.

UNAUTHORIZED USE OF CREDENTIALS

Press credentials will be issued to working press only. Press credentials are not transferable and use by anyone other than members of the working media is unauthorized. Press credentials used in an unauthorized manner will be revoked immediately. News organizations allowing unauthorized individuals to use credentials will have their credentials revoked for the remainder of the year.

All press credentials remain the property of the LSU Athletics Department and must be returned on request.

Access Guidelines For Media Covering LSU Athletics

ENTRANCE

The entrance to the Tiger Stadium press box is located through the marked entrance, located to the left of Gate A1 on the southwest side of Tiger Stadium. Media Will Call and the Media Entrance is located on the south side of the first floor of the LSU Athletics Administration Building.

A marked media elevator will take media to the press area after credentials are picked up and proper identification shown. The elevator will be in operation three hours prior to kickoff.

RADIO/TELEVISION/COACHES

Located on the main press level, there is a primary live television broadcast booth. This level also accommodates booths for both home and visiting radio crews, national radio and the LSU and visiting coaches' booths.

PHOTO DECK

This level offers space for network TV cameras and coaches' video crews. Due to lack of space on the photo deck, NO video cameras will be allowed on the photo deck other than the originating network cameras, home and visitor coaches' video and scoreboard video cameras. Please contact Director of Television, Kevin Wagner, for setup information.

SIDELINES

LSU follows NCAA and SEC rules regarding media representatives on the sidelines.

- All photographers/videographers on the sideline must be in a working capacity with professional equipment. Photographers are not permitted to shoot between the 25-yard lines. All photographers/videographers on the sideline must kneel

while play is in progress.

- No credentials will be issued to freelance photographers, outline writers, equipment carriers or radio station representatives, except for the two teams' broadcast originating networks. Vests will not be mailed or otherwise issued prior to gameday. Photo vests must be picked up at Media Will Call, located at the south corner of the west side stands closest to the Athletics Administration Building, no earlier than three hours before kickoff. One vest will be issued per person at the press gate and identification will be requested. Affiliate TV stations are not allowed the services of a grip and vests will not be provided for them.
- Due to the space restrictions, those media wearing vests will not have access to the press box at any time without other proper credentials. A box lunch will be served at ground level for photographers. No

one under age 18 will be issued a vest for sideline access without prior approval of the SID.

- **A CAMERA PHONE, IPAD OR IPHONE will not be acceptable for receiving photo credentials on game day even if approved for credentials previously. A photographer may be removed from sidelines if using improper equipment.**
- Photographers or videographers are considered working members of the media and must refrain from cheering or talking to players, coaches or officials.
- Photographers needing to send photos from the stadium may do so at the LSU Photo Office, located in the northeast corner of Tiger Stadium, inside Gate 10. Photographers should contact Steve Franz, LSU Staff Photographer, for further information at 225-578-4193 or 225-571-3532 to reserve space.

219 | LSU

Radio Network History

The LSU Sports Radio Network, a division of LSU Sports Properties, brings Tiger football to LSU fans and alumni around the world. With four 50,000-watt affiliates, three 100,000-watt FM stations and two clear-signal 50,000 watt AM stations, LSU Fighting Tigers Football is distributed by satellite throughout the South. The LSU Sports Radio Network is anchored by flagship WDGL Eagle 98.1 FM in Baton Rouge.

The LSU Sports Radio Network is one of the most progressive college radio networks in the country, utilizing an in-house radio studio to originate more than 250 live broadcasts of LSU football, men's and women's basketball, baseball and softball annually.

Eagle 98.1 is also the home of men's basketball and baseball. WYPY Talk 107.3 FM serves as a flagship station for women's basketball and softball.

In addition to live games, network programming includes a weekly live coaches' shows for football, men's and women's basketball, and baseball.



Capital One Bank



The Ed Orgeron Show

The Ed Orgeron Show presented by Capital One Bank, a one-hour radio program held on Wednesdays at 7 p.m. CT during football season, airs live from TJ Ribs on Acadian Thruway in Baton Rouge starting Aug. 23. "Voice of the Tigers" Chris Blair serves as host. Fans are invited to enjoy dinner at TJ Ribs with opportunities for those in attendance to ask on-air questions to coach Ed Orgeron. Those listening across the country may call-in at (800) 315-8255. The Ed Orgeron Show airs on affiliates of the LSU Sports Radio Network (see adjacent list) and is streamed free at LSUsports.net/live.

Tiger One

Tiger One, a mobile radio studio and hospitality center for LSU fans and corporate partners, originates the LSU Sports Radio Network's "LSU GameDay presented by CST" pregame show at home games throughout the 2017 season. Located between the Maravich Center and Tiger Stadium, Tiger One Village has become a hub for Tiger fans for 11 seasons. Prior to entering Tiger Stadium, fans are invited to watch a free concert, the football team's walk down Victory Hill and the first hour of the pregame broadcast.

LSU Sixty

LSU Sixty, a 60 minute football recap show on the LSU Sports Radio Network, airs live at on Sundays 6 p.m. CT from Aug. 27 through Dec. 3, 2017. Listen free at LSUsports.net/live.



Subway Fresh Take by Ed Orgeron

Leading into LSU Football Head Coach Ed Orgeron's Monday press conference, get a preview of the week's football opponent Subway Fresh Take by Ed Orgeron. At 12:10 p.m. CT, Voice of the Tigers Chris Blair and sideline reporter Gordy Rush host the 20-minute preview before coach Orgeron takes the podium for this weekly press conference. Watch or listen online free at LSUsports.net/live.

2017 Radio Network Affiliates

CITY	SHOWS	CALL LETTERS	FREQ.
Baton Rouge (flagship)	FB, EOS	WDGL-FM	98.1
Baton Rouge	LSU Sixty	WBRR-FM	107.3
Alexandria	FB, LSU Sixty	KZMZ-FM	96.9
Alexandria	FB, EOS, LSU Sixty	KSYL-AM	970
Alexandria	LSU Sixty	KDBS-AM	1410
Bogalusa	FB, EOS, LSU Sixty	WBOX-FM	92.9
Crossett, Ark.	FB, EOS	KWLT-FM	102.7
Jackson, Miss.	FB, EOS, LSU Sixty	WYAB-FM	103.9
Jena	FB, EOS, LSU Sixty	KJNA-FM	102.7
Lafayette/Opelousas	FB, EOS	KLWB-FM	103.7
Lafayette/Opelousas	LSU Sixty	KOGM-FM	1071
Lake Charles	FB	KKGB-FM	101.3
Lake Charles	EOS, LSU Sixty	KXZZ-AM	1580
Leesville	FB, EOS, LSU Sixty	KJAE-FM	93.5
Little Rock/Conway, Ark.	FB, EOS, LSU Sixty	KASR-FM	92.7
Natchez, Miss.	FB, EOS, LSU Sixty	WQNZ-FM	95.1
New Orleans	FB, EOS	WWL-AM	870
New Orleans	LSU Sixty	WWWL-AM	1350
New Orleans (Spanish)	FB	WFNO-AM	830
Ruston	FB, EOS	KNBB-FM	97.7
Ruston	LSU Sixty	FRUS-AM	1490
Shreveport	FB, EOS, LSU Sixty	KWKH-AM	1130
Tylertown, Miss.	FB, EOS, LSU Sixty	WFCG-FM	107.3
Vicksburg, Miss.	FB, EOS, LSU Sixty	WBBV-FM	101.3
Ville Platte	FB, EOS, LSU Sixty	KVPI-AM	1050
Ville Platte	FB	KVPI-FM	92.5
	FB	Ch. 199, 200, 201	



FB – LSU Football Games; EOS – The Ed Orgeron Show; Affiliates subject to change. Visit LSUsports.net/radioaffiliates for updates.



LSU Sixty

LSU Sixty, a 60 minute football recap show on the LSU Sports Radio Network, airs live at on Sundays 6 p.m. CT from Aug. 27 through Dec. 3, 2017. Listen free at LSUsports.net/live.



Subway Fresh Take by Ed Orgeron

Leading into LSU Football Head Coach Ed Orgeron's Monday press conference, get a preview of the week's football opponent Subway Fresh Take by Ed Orgeron. At 12:10 p.m. CT, Voice of the Tigers Chris Blair and sideline reporter Gordy Rush host the 20-minute preview before coach Orgeron takes the podium for this weekly press conference. Watch or listen online free at LSUsports.net/live.



Official Podcast

Listen to long-form interviews with LSU's coaches and administrators in the LSU Sports Insider Podcast, hosted by Voice of the Tigers Chris Blair. Subscribe on Apple's iTunes or listen on SoundCloud.

Radio Staff



Chris Blair

Director of Radio Broadcasting/Voice of the Tigers

Chris Blair enters his second football season as the "Voice of the Tigers" after joining the LSU Sports Network in the spring of 2016.

Blair, Georgia Southern's radio voice for 10 seasons, was named in June 2015 as the next "Voice of the Tigers" and he officially joined the LSU Athletics Department on Dec. 7, 2015.

Blair's resume covers virtually all aspects of broadcasting, with broadcast management and marketing positions in Greenville and Columbia, South Carolina. Blair basically grew up inside a radio station, working at age 14 for his father, also a long-time broadcaster. His college broadcast experience includes working for the Clemson Tiger Sports Network and at Lander University.

Blair spent 10 years as play-by-play announcer for prep powerhouse Greenwood High School in South Carolina and handled the play-by-play for four state championship football games at Williams-Brice Stadium in Columbia, South Carolina.

Along with his play-by-play duties for Georgia Southern, Blair handled all the behind-the-scenes aspects with affiliate relations, network marketing plans and overall sound presentation of GSU Athletics on the air and on the Internet. He also hosted the weekly coaches radio shows and was the host for the weekly television show for GSU basketball.

Blair is married to the former Amber Anders and they have two children, Crafton Christopher and Rivers Elisabeth.



Doug Moreau

Color Analyst

Doug Moreau, a former Tiger football great, serves as color analyst for LSU football games. Moreau began his radio career with

LSU by calling games from 1972-81. He served on the TigerVision (pay-per-view) television broadcast crew from 1982-87 then returned to the radio booth in 1988.

The LSU All-American is one of the school's all-time great scorers as a receiver and placekicker for the Tigers from 1963-65. Following his collegiate career, he was a tight end for the Miami Dolphins from 1966-70 before completing his law degree in 1973. He then worked as an assistant district attorney and judge from 1974-90, and served as East Baton Rouge Parish District Attorney from 1991-2009.



Gordy Rush

Sideline Reporter

Gordy Rush, an LSU football player from 1988-90, begins his seventh season as a sideline reporter for the LSU Sports Radio

Network and his 23rd season covering LSU football on the radio. The New Orleans native is strongly involved with his alma mater, currently serving as emcee of the Tiger Athletic Foundation's annual Tiger Tour, as a member of the TAF Executive Board since 2012, and as Vice President of the National L Club from 2010-13.

In addition to his duties with LSU, Rush is the VP/Market Manager of Guaranty Broadcasting which includes LSU flagship Eagle 98.1, 104.5/104.9 ESPN and Talk 107.3.

A graduate of Jesuit High School, he is the son of Beth and the late Gordon Rush II. Rush is married to former LSU All-America softball pitcher Ashley Lewis and has two sons, Gordon "G" L. Rush IV and Jax Michael, and a daughter, Jordyn Jean.



Inside LSU Football

Inside LSU Football with Ed Orgeron presented by Academy Sports + Outdoors provides a behind-the-scenes look into the LSU football program. Gordy Rush serves as host, joining LSU head coach Ed Orgeron to break down highlights, provide in-depth analysis, and profile the 2017Tigers. Inside LSU Football is syndicated weekly (see affiliates list) throughout the state of Louisiana and across the south on Cox Sports Television and FOX Sports Net. Inside LSU Football debuts September 3, 2017, and will air each week until November 26.

2017 TV Affiliates

Baton Rouge	WBRZ-TV (ABC), WBTR-TV Cox Sports Television, Cox 4
Alexandria	KLAX-TV (ABC)
Lafayette	KLAF-TV (UPN), KADN-TV (FOX)
Lake Charles	KLOC-TV
Monroe	KARD-TV (FOX)
Morgan City	KWBK-TV (WB)
New Orleans	WWL-TV (CBS)
Northeast Alabama	FTC Cable
Pensacola, FL	WFBD-TV
Shreveport	KMSS-TV (FOX), KSHV-TV
Pascagoula, MS	WKFK-TV
Regional	Cox Sports TV
Regional	FOX Sports Southwest

Affiliates are subject to change. Visit LSUsports.net/tvaffiliates to view weekly air dates by affiliate.



David Landry Director of Sports Productions

David Landry begins his 11th season since returning to the Television Department in 2006.

The Baton Rouge native spent 12 years in television production in the Baton Rouge area after serving as a full-time television producer for LSU Athletics from 1990-94. He

was also involved in LSU Athletics television production from 1988-90 during his time as a student at the University.

Landry graduated from LSU in 1990 with a bachelor's degree in broadcast journalism. He is married to the former Kim Segura of Baton Rouge and has two sons, Patrick and John.



Lee Scioneaux Video Production Manager

Lee Scioneaux starts his fourth year working with LSU Sports Productions, bringing his 27 years of experience in video production and marketing.

Scioneaux started his career in 1991 working at a Baton Rouge based video production facility and then in 1998 co-founded and operated his own production operation.

In 2008, Scioneaux joined the corporate world as a marketing director focusing on online media & production.

A native of LaPlace, and a 1990 graduate in broadcast journalism at LSU, Scioneaux married the former Michele Doming of Lutchter and they have three children - Seth, Gabe, and Marie.



Andrew Franzella Video Production Specialist

Andrew Franzella is in his third year with the LSU Sports Productions team where he serves as a Video Production Specialist. Franzella helps produce all six television coaches shows for LSU and creates original video content for LSU Athletics' social media

platforms.

Franzella and his wife, Lauren, are high school sweethearts from Mandeville, La. They both are LSU graduates who love living near the campus with their dog, Magnolia.



Benjamin Bullock Video Production Specialist

Benjamin Bullock joined the LSU Sports Properties team in August of 2016 as a Video Production Specialist, helping to produce all six television coaches shows and create original video content for LSU Athletics' social media platforms.

Previously, Bullock spent three years at his Alma Mater - Delaware State University - serving as the Assistant Athletic Media Relations Director and Director of Multimedia/Social Media.

A native of Wilmington, Delaware, Bullock has a younger brother, Daniel, while his parents are Christopher and Debbie. He's engaged to Anya Washington and the two are expected to tie the knot in June of 2018.

LSU GameDay Live on CST



For the fourth straight season, Cox Sports Television teams with LSU Athletics to broadcast a one-hour, on-site pregame show starting at 11 a.m. CT on all LSU Football gamedays in 2017. The show will feature LSU sideline reporter Gordy Rush, LSU national champion Jacob Hester, former LSU and NFL star Kevin Mawae, LSUsports.net reporter Emily Dixon and CST's Victor Howell. LSU GameDay Live will air on CST (HD channel 1037). Cox Communications, which delivers LSU athletics to fans in Louisiana, Texas, Mississippi, Arkansas, Georgia, Florida and Virginia, continues its long-standing relationship and support of the LSU Athletics Department.

SEC Network



Kevin Wagner Assistant Athletic Director Network Operations

In April, 2014, Kevin Wagner was promoted to Assistant Athletic Director, Network Operations, and Wagner oversees the LSU Athletic Department's responsibilities for the SEC Television Network.

Included in those responsibilities is production of all live digital sports events originating at LSU for the SEC Network. Wagner will also oversee and coordinate all other TV production projects for the LSU Athletic Department.

For 25 years before his involvement with the SEC Network, Wagner served as the Executive Producer/Director for LSU's four major coaches' television shows and he coordinated video production for LSU's video scoreboards in Tiger Stadium, the Pete Maravich Assembly Center and Alex Box Stadium.

Wagner, 61, joined LSU's Television department as Assistant Coordinator in August of 1989, and was promoted to Coordinator of Electronic Media/Television in July of 1994.

A 1980 graduate of LSU in broadcast journalism, Wagner was a four-year Tiger letterman in diving (1975-79), earning All-Southeastern Conference honors in 1979 on the three-meter springboard.

A native of Houston with 38 years of TV production experience, Wagner and his wife Karen have two daughters - Allyson and Jennifer - and seven grandchildren: Kaleigh, Randy, Conner, Tanner, Carson, Kyndal, and Taylor.



John Schiebe Assistant Director Network Operations

John Schiebe begins his 24th season in the LSU Athletics Television Department. He came to LSU in August of 1994 from the University of Mississippi where he served as post-production supervisor in the Teleproductions Center.

Schiebe served as a production assistant in Educational Television Services at Oklahoma State from 1984-87 before becoming a producer/director in Agricultural Communications at OSU from 1987-93 when he joined Ole Miss.

A 1986 graduate of Oklahoma State, he was born in Minneapolis, Minnesota and attended high school in Oxford, Mississippi.

Schiebe is in his third year in the role assisting with production of athletic events in association with the SEC Network.

Schiebe is married to the former Mollie Clements of Memphis, Tennessee, and they have two children, Tom and Pat.



LSU Athletics, like all 14 schools in the Southeastern Conference, built state-of-the-art control rooms and purchased HD camera equipment to provide the same quality coverage for events that viewers were used to for years on ESPN family of network events.



SEC Network

The first three years of the SEC Network have proven to be one of the most successful launches by a network in all of cable television. Plus, it has brought Southeastern Conference sports to audiences nationwide.

That was the vision when the SEC and ESPN signed a 20-year agreement through 2034 to create and operate a multi-platform network which launched on Aug. 14, 2014. The network and its accompanying digital platform carries SEC contest 24/7 including some 1,500 events each year.

The network televises 45 football games, more than 100 men's basketball games, 60 women's basketball games, 75 baseball games, and events from across the SEC's 21 sports annually.

Besides the volume of over the air events, thanks

to commitment by athletic departments like LSU, all 14 schools built state-of-the-art control rooms and purchased HD camera equipment to provide the same quality coverage for events that viewers were used to for years on ESPN family of network events.

These events were made exclusively through the ESPN app as part of SEC Network+ on computers, phones and tablets, allowing fans anywhere and almost anytime to watch their favorite teams play their favorite sports.

The SEC Network has also become known for its studio show "SEC Now" and its traveling weekly football pregame show "SEC Nation" besides its weekly coverage morning to night of Saturday SEC college football.



LSU SPORTS MOBILE APPS

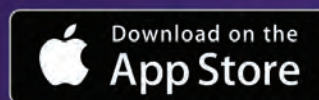
The Official iPad, iPhone and Android Apps of LSU Athletics



PRESENTED BY



Official news, schedules,
scores, rosters and live stats.



www.LSUsports.net/apps

LSUsports.net

Connect like never before to your favorite LSU Athletics teams, coaches and departments online and on your smartphone. LSU Athletics' complete Social Media Directory including Facebook pages, Twitter and Instagram accounts are available at LSUsports.net/connect.

LSUsports.net   

TEAMS

LSU Baseball	@LSUBaseball
LSU Men's Basketball	@LSUBasketball
LSU Women's Basketball	@LSUwbkb
LSU Beach Volleyball	@LSUbeachVB
LSU Football	@LSUfootball
LSU Men's Golf	@LSUMensGolf
LSU Women's Golf	@LSUWomensGolf
LSU Gymnastics	@LSUGym
LSU Soccer	@LSUSoccer
LSU Softball	@LSUSoftball
LSU Swimming & Diving	@LSUSwimDive
LSU Men's Tennis	@LSUTennis
LSU Women's Tennis	@LSUwten
LSU Track & Field	@LSUTrackField
LSU Volleyball	@LSUVolleyball

COACHES

Ed Orgeron (FB)	@Coach_EdOrgeron
Dave Aranda (FB)	@CoachDaveAranda
Steve Ensminger (FB)	@SteveEnsminger
Jeff Grimes (FB)	@CoachGrimey
Dennis Johnson (FB)	@CoachDJ_
Mickey Joseph	@daboot02
Corey Raymond (FB)	@LSUCoachRaymond
Tommie Robinson (FB)	@TRob_LSU
Nolan Cain (BSB)	@ncain39
Will Wade (BB)	@wwadelsu
Nikki Fargas (WBB)	@NikkiCaldwell
Tasha Butts (WBB)	@TashaButts
Mickie DeMoss(WBB)	@demossnickie
Russell Brock (BVB)	@RussLSUbeach
Garrett Runion (MG)	@GRUN1
Karen Bahnsen (WG)	@kbahnse
Alexis Rather (WG)	@Alexis_Rather
Jay Clark (GYM)	@jayclark886
Brian Lee (SOC)	@LSUBrianLee
Beth Torina (SB)	@BethTorina
Howard Dobson (SB)	@HWDobson
Lindsay Leftwich (SB)	@LLefty18
Dave Geyer (SD)	@LSUCoachGeyer
Jeana Kempe (SD)	@jfooch11
Steve Mellor (SD)	@StevMello
Julia S. Sell (WT)	@LSUJuliaSell
Michael Sell (WT)	@_sellmichaell
Dennis Shaver (TF)	@LSUCoachShaver
Bennie Brazell (TF)	@LSUCoachBrazell
Todd Lane (TF)	@LSUToddLane
Derrek Yush (TF)	@LSUCoachYush
Fran Flory (VB)	@LSUCoachFran
Ethan Pheister (VB)	@Epheister

DEPARTMENTS

LSU Athletics	@LSUsports
LSUpix.net	@LSUpix
LSUsports.net News Feed	@LSUSportsNews
LSU Academic Center	@LSUAcademicCtr
LSU Athletic Training	@LSUAthTraining
LSU Cheerleading	@LSUCheer
LSU Compliance	@LSUCompliance
LSU Creative	@LSUcreative
LSU Event Management	@LSUEM
LSU Final Score	@LSUfinalscore
LSU Football Equipment	@LSUFBEquipment
LSU Football Video	@LSUFBVideo
LSU Geaux Students	@GeauxStudents
LSU Sports Properties	@LSUSP
LSU Sports Nutrition	@HealthyTigerLSU
LSU Ticket Office	@LSUtix
LSU Tiger Girls	@LSUTigerGirls
Mike The Tiger	@LSUMikeTiger
Mike's Kids Club	@LSUMKC
National L Club	@LSULclub
Tiger Athletic Foundation	@LSUTAF
Tiger Stadium	@LSUTigerStadium

UNIVERSITY

Official University	@LSU
President F. King Alexander	@LSUprez
University News	@LSUnews

ADMINISTRATION

Chris Blair	@LSUTigersVoice
Michael Bonnette	@LSUBonnette
Brian Broussard	@BroussardBrian
Emily Dixon	@EmilyVDixon
Quinlan Duhon	@LSUQuinlanDuhon
Jason Feirman	@jfeirman
Bill Franques	@AlexBoxVoice
Nate Fury	@furnate1
Kent Lowe	@LSUKent
Tommy Moffitt	@TommyMoffitt
Eddie Nunez	@ENunez15
Chris Parent	@ChrisJPParent
Will Stafford	@WillStaffordLSU

JAMAL ADAMS
2017 NFL DRAFT NO. 6 PICK
SAFETY



TRE'DAVIOUS WHITE
2017 NFL DRAFT NO. 27 PICK
CORNERBACK



ODELL BECKHAM JR.
2014 NFL DRAFT NO. 12 PICK
WIDE RECEIVER



PIPELINE TO THE PROS



- Since 2014, LSU has led all of college football with the most former players on active NFL rosters to start the season with a combined 121. For the third straight year, LSU led all of college football in players on active NFL rosters to start the 2016 season with 43 players.
- LSU is DBU: Since 2007, LSU leads the nation in number of defensive backs selected in the NFL draft with 17.
- LSU has produced at least one first round draft pick in the NFL Draft in 11 of the past 14 seasons.
- Three LSU players in 2017 were selected in the first round of the NFL Draft for the second time in the common-draft era.
- Six former LSU football players earned a spot in the 2017 Pro Bowl.
- A total of 57 former LSU Tigers have appeared on Super Bowl rosters. A former Tiger has been on the roster for 38 of 51 Super Bowls.



LEONARD FOURNETTE
2017 NFL DRAFT NO. 4 PICK
RUNNING BACK

PATRICK PETERSON
2011 NFL DRAFT NO. 5 PICK
CORNERBACK



BARKEVIOUS MINGO
2013 NFL DRAFT NO. 6 PICK
DEFENSIVE END

ERIC REID
2013 NFL DRAFT NO. 18 PICK
SAFETY



















MORRIS CLAIBORNE
2012 NFL DRAFT NO. 6 PICK
CORNERBACK




MICHAEL BROCKERS
2012 NFL DRAFT NO. 14 PICK
DEFENSIVE END



2017 SCHEDULE

GAME 1 VS  BYU SEPT. 2 TEXAS KICKOFF	GAME 2 VS  CHATTANOOGA SEPT. 9	GAME 3 AT   MISSISSIPPI STATE SEPT. 16	GAME 4 VS  SYRACUSE SEPT. 23 HALL OF FAME WEEKEND	GAME 5 VS  TROY SEPT. 30 HOMECOMING PURPLE GAME	GAME 6 AT   FLORIDA OCT. 7
GAME 7 VS   AUBURN OCT. 14 GOLD GAME	GAME 8 AT  <i>Ole Miss</i> OLE MISS OCT. 21	GAME 9 AT   ALABAMA NOV. 4	GAME 10 VS   ARKANSAS NOV. 11 LSU SALUTES	GAME 11 AT   TENNESSEE NOV. 18	GAME 12 VS   TEXAS A&M NOV. 25 SENIOR TRIBUTE

PURPLE INDICATES HOME GAMES |  INDICATES CONFERENCE GAMES

LSUsports.net    @LSUFootball

